

**Return of Organization Exempt From Income Tax**

Department of the Treasury  
Internal Revenue Service

Under section 501(c), 527, or 4947(a)(1) of the Internal Revenue Code (except black lung benefit trust or private foundation)

The organization may have to use a copy of this return to satisfy state reporting requirements

Open to Public Inspection

**A** For the 2004 calendar year, or tax year beginning and ending

<b>B</b> Check if applicable: <input type="checkbox"/> Address change <input type="checkbox"/> Name change <input type="checkbox"/> Initial return <input type="checkbox"/> Final return <input checked="" type="checkbox"/> Amended return <input type="checkbox"/> Application pending	Please use IRS label or print or type See Specific Instructions	<b>C</b> Name of organization <b>CELEBRATION MINISTRIES, INC.</b>	<b>D</b> Employer identification number 75-2464419
		Number and street (or P.O. box if mail is not delivered to street address) <b>P.O. BOX 220</b>	Room/suite E Telephone number 903-891-0070
		City or town, state or country, and ZIP + 4 <b>GRAPEVINE, TX 76099</b>	<b>F</b> Accounting method: <input checked="" type="checkbox"/> Cash <input type="checkbox"/> Accrual <input type="checkbox"/> Other (specify)

Section 501(c)(3) organizations and 4947(a)(1) nonexempt charitable trusts must attach a completed Schedule A (Form 990 or 990-EZ).

H and I are not applicable to section 527 organizations.  
 H(a) Is this a group return for affiliates?  Yes  No

H(b) If "Yes," enter number of affiliates

H(c) Are all affiliates included? N/A  Yes  No (If "No," attach a list)

H(d) Is this a separate return filed by an organization covered by a group ruling?  Yes  No

I Group Exemption Number

M Check  if the organization is not required to attach Sch B (Form 990, 990-EZ, or 990-PF)

G Website: N/A

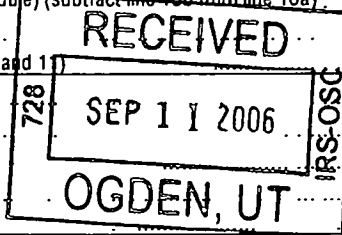
J Organization type (check only one)  501(c)(3) (insert no)  4947(a)(1) or  527

K Check here  if the organization's gross receipts are normally not more than \$25,000. The organization need not file a return with the IRS; but if the organization received a Form 990 Package in the mail, it should file a return without financial data. Some states require a complete return.

L Gross receipts: Add lines 6b, 8b, 9b, and 10b to line 12 **1,130,346.**

**Part I Revenue, Expenses, and Changes in Net Assets or Fund Balances**

Revenue	1	Contributions, gifts, grants, and similar amounts received					
	a	Direct public support	1a	219,447.			
	b	Indirect public support	1b				
	c	Government contributions (grants)	1c				
	d	Total (add lines 1a through 1c) (cash \$ 219,447. noncash \$ )	1d		219,447.		
	2	Program service revenue including government fees and contracts (from Part VII, line 93)	2		265,891.		
	3	Membership dues and assessments	3				
	4	Interest on savings and temporary cash investments	4		3.		
	5	Dividends and interest from securities	5				
	6a	Gross rents	6a				
	b	Less: rental expenses	6b				
	c	Net rental income or (loss) (subtract line 6b from line 6a)	6c				
7	Other investment income (describe )	7					
Revenue	8a	Gross amount from sales of assets other than inventory	(A) Securities	531,521.	8a	(B) Other	26,000.
	b	Less: cost or other basis and sales expenses	149,162.	8b	27,547.		
	c	Gain or (loss) (attach schedule)	382,359.	8c	<1,547.>		
	d	Net gain or (loss) (combine line 8c, columns (A) and (B))	STMT 1		STMT 2	8d	380,812.
9	Special events and activities (attach schedule) If any amount is from gaming, check here <input type="checkbox"/>						
a	Gross revenue (not including \$ of contributions reported on line 1a)	9a					
b	Less: direct expenses other than fundraising expenses	9b					
c	Net income or (loss) from special events (subtract line 9b from line 9a)	9c					
Revenue	10a	Gross sales of inventory, less returns and allowances	10a	87,484.			
	b	Less: cost of goods sold	10b	49,854.			
	c	Gross profit or (loss) from sales of inventory (attach schedule) (subtract line 10b from line 10a)	10c		STMT 3	37,630.	
11	Other revenue (from Part VII, line 103)	11					
12	Total revenue (add lines 1d, 2, 3, 4, 5, 6c, 7, 8d, 9c, 10c, and 11)	12		903,783.			
Expenses	13	Program services (from line 44, column (B))	13		596,211.		
	14	Management and general (from line 44, column (C))	14		84,783.		
	15	Fundraising (from line 44, column (D))	15				
	16	Payments to affiliates (attach schedule)	16				
	17	Total expenses (add lines 16 and 44, column (A))	17		680,994.		
18	Excess or (deficit) for the year (subtract line 17 from line 12)	18		222,789.			
Net Assets	19	Net assets or fund balances at beginning of year (from line 73, column (A))	19		781,846.		
	20	Other changes in net assets or fund balances (attach explanation)	20		<11,745.>		
	21	Net assets or fund balances at end of year (combine lines 18, 19, and 20)	21		992,890.		



SCANNED SEP 25 2006

**Part II Statement of Functional Expenses**

All organizations must complete column (A) Columns (B), (C), and (D) are required for section 501(c)(3) and (4) organizations and section 4947(a)(1) nonexempt charitable trusts but optional for others

Do not include amounts reported on line 6b, 8b, 9b, 10b, or 16 of Part I		(A) Total	(B) Program services	(C) Management and general	(D) Fundraising
22	Grants and allocations (attach schedule)				
	(cash \$ _____ noncash \$ _____)				
23	Specific assistance to individuals (attach schedule)				
24	Benefits paid to or for members (attach schedule)				
25	Compensation of officers, directors, etc	36,479.	36,479.	0.	0.
26	Other salaries and wages	64,461.		64,461.	
27	Pension plan contributions				
28	Other employee benefits	1,467.	1,467.		
29	Payroll taxes	4,757.		4,757.	
30	Professional fundraising fees				
31	Accounting fees				
32	Legal fees	1,654.	1,654.		
33	Supplies	1,325.		1,325.	
34	Telephone	12,048.	12,048.		
35	Postage and shipping	8,032.	8,032.		
36	Occupancy	2,250.		2,250.	
37	Equipment rental and maintenance				
38	Printing and publications	5,973.	5,973.		
39	Travel	239,246.	239,246.		
40	Conferences, conventions, and meetings				
41	Interest	20,973.	20,973.		
42	Depreciation, depletion, etc (attach schedule)	62,842.	58,050.	4,792.	
43	Other expenses not covered above (itemize):				
a					
b					
c					
d					
e	SEE STATEMENT 6	219,487.	212,289.	7,198.	
44	Total functional expenses (add lines 22 through 43) Organizations completing columns (B)-(D), carry these totals to lines 13-15.	680,994.	596,211.	84,783.	0.

Joint Costs. Check  if you are following SOP 98-2

Are any joint costs from a combined educational campaign and fundraising solicitation reported in (B) Program services?  Yes  No  
 If "Yes," enter (i) the aggregate amount of these joint costs \$ \_\_\_\_\_; (ii) the amount allocated to Program services \$ \_\_\_\_\_; (iii) the amount allocated to Management and general \$ \_\_\_\_\_, and (iv) the amount allocated to Fundraising \$ \_\_\_\_\_

**Part III Statement of Program Service Accomplishments**

What is the organization's primary exempt purpose?

CHRISTIAN EVANGELISM

All organizations must describe their exempt purpose achievements in a clear and concise manner. State the number of clients served, publications issued, etc. Discuss achievements that are not measurable (Section 501(c)(3) and (4) organizations and 4947(a)(1) nonexempt charitable trusts must also enter the amount of grants and allocations to others)

**Program Service Expenses**  
(Required for 501(c)(3) and (4) orgs., and 4947(a)(1) trusts, but optional for others)

a	SEE STATEMENT 7	(Grants and allocations \$ _____)	590,711.
b	THE PARENT FACTOR RADIO SHOW AIRS EVERY SATURDAY NIGHT ON OVER 30 STATIONS. THE SHOW IS IN A CALL-IN FORMAT FOR TEENS AND THEIR PARENTS. THEIR WEBSITE IS WWW.PARENTFACTOR.COM.	(Grants and allocations \$ _____)	5,500.
c		(Grants and allocations \$ _____)	
d		(Grants and allocations \$ _____)	
e	Other program services (attach schedule)	(Grants and allocations \$ _____)	
f	Total of Program Service Expenses (should equal line 44, column (B), Program services)		596,211.

**Part IV Balance Sheets**

Note: Where required, attached schedules and amounts within the description column should be for end-of-year amounts only

		(A) Beginning of year	(B) End of year
<b>Assets</b>	45 Cash - non-interest-bearing	15,138.	8,656.
	46 Savings and temporary cash investments		
	47 a Accounts receivable		
	b Less: allowance for doubtful accounts		
	48 a Pledges receivable		
	b Less: allowance for doubtful accounts		
	49 Grants receivable		
	50 Receivables from officers, directors, trustees, and key employees	135,471.	141,032.
	51 a Other notes and loans receivable		
	b Less: allowance for doubtful accounts		
	52 Inventories for sale or use		
	53 Prepaid expenses and deferred charges		
	54 Investments - securities		
	55 a Investments - land, buildings, and equipment basis		
	b Less: accumulated depreciation		
56 Investments - other	14,050.	167,340.	
57 a Land, buildings, and equipment basis	2,101,622.		
b Less: accumulated depreciation	385,556.		
58 Other assets (describe SEE STATEMENT 10)	93,066.	73,893.	
59 Total assets (add lines 45 through 58) (must equal line 74)	1,928,809.	2,106,987.	
<b>Liabilities</b>	60 Accounts payable and accrued expenses	1,898.	
	61 Grants payable		
	62 Deferred revenue		
	63 Loans from officers, directors, trustees, and key employees		
	64 a Tax-exempt bond liabilities		
	b Mortgages and other notes payable	1,139,078.	1,105,914.
	65 Other liabilities (describe SEE STATEMENT 11)	5,987.	8,183.
66 Total liabilities (add lines 60 through 65)	1,146,963.	1,114,097.	
<b>Net Assets or Fund Balances</b>	Organizations that follow SFAS 117, check here <input type="checkbox"/> and complete lines 67 through 69 and lines 73 and 74.		
	67 Unrestricted		
	68 Temporarily restricted		
	69 Permanently restricted		
	Organizations that do not follow SFAS 117, check here <input checked="" type="checkbox"/> and complete lines 70 through 74		
	70 Capital stock, trust principal, or current funds	282,431.	282,431.
	71 Paid-in or capital surplus, or land, building, and equipment fund	0.	0.
	72 Retained earnings, endowment, accumulated income, or other funds	499,415.	710,459.
73 Total net assets or fund balances (add lines 67 through 69 or lines 70 through 72, column (A) must equal line 19, column (B) must equal line 21)	781,846.	992,890.	
74 Total liabilities and net assets / fund balances (add lines 66 and 73)	1,928,809.	2,106,987.	

Form 990 is available for public inspection and, for some people, serves as the primary or sole source of information about a particular organization. How the public perceives an organization in such cases may be determined by the information presented on its return. Therefore, please make sure the return is complete and accurate and fully describes, in Part III, the organization's programs and accomplishments.

**Part IV-A Reconciliation of Revenue per Audited Financial Statements with Revenue per Return**

a	Total revenue, gains, and other support per audited financial statements	a	N/A
b	Amounts included on line a but not on line 12, Form 990		
(1)	Net unrealized gains on investments \$ _____		
(2)	Donated services and use of facilities \$ _____		
(3)	Recoveries of prior year grants \$ _____		
(4)	Other (specify) \$ _____		
	Add amounts on lines (1) through (4)	b	
c	Line a minus line b	c	
d	Amounts included on line 12, Form 990 but not on line a:		
(1)	Investment expenses not included on line 6b, Form 990 \$ _____		
(2)	Other (specify) \$ _____		
	Add amounts on lines (1) and (2)	d	
e	Total revenue per line 12, Form 990 (line c plus line d)	e	

**Part IV-B Reconciliation of Expenses per Audited Financial Statements with Expenses per Return**

a	Total expenses and losses per audited financial statements	a	N/A
b	Amounts included on line a but not on line 17, Form 990		
(1)	Donated services and use of facilities \$ _____		
(2)	Prior year adjustments reported on line 20, Form 990 \$ _____		
(3)	Losses reported on line 20, Form 990 \$ _____		
(4)	Other (specify) \$ _____		
	Add amounts on lines (1) through (4)	b	
c	Line a minus line b	c	
d	Amounts included on line 17, Form 990 but not on line a:		
(1)	Investment expenses not included on line 6b, Form 990 \$ _____		
(2)	Other (specify) \$ _____		
	Add amounts on lines (1) and (2)	d	
e	Total expenses per line 17, Form 990 (line c plus line d)	e	

**Part V List of Officers, Directors, Trustees, and Key Employees (List each one even if not compensated)**

(A) Name and address	(B) Title and average hours per week devoted to position	(C) Compensation (if not paid, enter -0-)	(D) Contributions to employee benefit plans & deferred compensation	(E) Expense account and other allowances
AL W. DENSON P. O. BOX 220 GRAPEVINE, TEXAS 76099	PRESIDENT 40+	0.	0.	36,000.
BRENDA SMITH P. O. BOX 220 GRAPEVINE, TEXAS 76099	VICE PRESIDENT 0.	0.	0.	0.
TRACIE DENSON P. O. BOX 220 GRAPEVINE, TEXAS 76099	SECRETARY 40+	0.	0.	0.
-----				
-----				
-----				
-----				
-----				
-----				
-----				
-----				
-----				

75 Did any officer, director, trustee, or key employee receive aggregate compensation of more than \$100,000 from your organization and all related organizations, of which more than \$10,000 was provided by the related organizations? If "Yes," attach schedule  Yes  No

Part VI Other Information		Yes	No
76	Did the organization engage in any activity not previously reported to the IRS? If "Yes," attach a detailed description of each activity		X
77	Were any changes made in the organizing or governing documents but not reported to the IRS? If "Yes," attach a conformed copy of the changes		X
78 a	Did the organization have unrelated business gross income of \$1,000 or more during the year covered by this return?	X	
b	If "Yes," has it filed a tax return on Form 990-T for this year?	X	
79	Was there a liquidation, dissolution, termination, or substantial contraction during the year? If "Yes," attach a statement		X
80 a	Is the organization related (other than by association with a statewide or nationwide organization) through common membership, governing bodies, trustees, officers, etc., to any other exempt or nonexempt organization?		X
b	If "Yes," enter the name of the organization _____ and check whether it is <input type="checkbox"/> exempt or <input type="checkbox"/> nonexempt		
81 a	Enter direct or indirect political expenditures. See line 81 instructions	81a	0.
b	Did the organization file Form 1120-POL for this year?	81b	X
82 a	Did the organization receive donated services or the use of materials, equipment, or facilities at no charge or at substantially less than fair rental value?	82a	X
b	If "Yes," you may indicate the value of these items here. Do not include this amount as revenue in Part I or as an expense in Part II (See instructions in Part III)	82b	N/A
83 a	Did the organization comply with the public inspection requirements for returns and exemption applications?	83a	X
b	Did the organization comply with the disclosure requirements relating to quid pro quo contributions?	83b	X
84 a	Did the organization solicit any contributions or gifts that were not tax deductible?	84a	X
b	If "Yes," did the organization include with every solicitation an express statement that such contributions or gifts were not tax deductible?	84b	N/A
85	501(c)(4), (5), or (6) organizations	85a	N/A
b	Did the organization make only in-house lobbying expenditures of \$2,000 or less? If "Yes" was answered to either 85a or 85b, do not complete 85c through 85h below unless the organization received a waiver for proxy tax owed for the prior year.	85b	N/A
c	Dues, assessments, and similar amounts from members	85c	N/A
d	Section 162(e) lobbying and political expenditures	85d	N/A
e	Aggregate nondeductible amount of section 6033(e)(1)(A) dues notices	85e	N/A
f	Taxable amount of lobbying and political expenditures (line 85d less 85e)	85f	N/A
g	Does the organization elect to pay the section 6033(e) tax on the amount on line 85f?	85g	N/A
h	If section 6033(e)(1)(A) dues notices were sent, does the organization agree to add the amount on line 85f to its reasonable estimate of dues allocable to nondeductible lobbying and political expenditures for the following tax year?	85h	N/A
86	501(c)(7) organizations. Enter: a Initiation fees and capital contributions included on line 12	86a	N/A
b	Gross receipts, included on line 12, for public use of club facilities	86b	N/A
87	501(c)(12) organizations. Enter: a Gross income from members or shareholders	87a	N/A
b	Gross income from other sources (Do not net amounts due or paid to other sources against amounts due or received from them.)	87b	N/A
88	At any time during the year, did the organization own a 50% or greater interest in a taxable corporation or partnership, or an entity disregarded as separate from the organization under Regulations sections 301.7701-2 and 301.7701-3? If "Yes," complete Part IX	88	X
89 a	501(c)(3) organizations. Enter: Amount of tax imposed on the organization during the year under: section 4911 <input type="checkbox"/> 0.; section 4912 <input type="checkbox"/> 0.; section 4955 <input type="checkbox"/> 0.		
b	501(c)(3) and 501(c)(4) organizations. Did the organization engage in any section 4958 excess benefit transaction during the year or did it become aware of an excess benefit transaction from a prior year? If "Yes," attach a statement explaining each transaction	89b	X
c	Enter: Amount of tax imposed on the organization managers or disqualified persons during the year under sections 4912, 4955, and 4958		0.
d	Enter: Amount of tax on line 89c, above, reimbursed by the organization		0.
90 a	List the states with which a copy of this return is filed		NONE
b	Number of employees employed in the pay period that includes March 12, 2004	90b	2
91	The books are in care of		AL W. DENSON Telephone no 903-891-0070
Located at			P.O. BOX 220, GRAPEVINE, TX ZIP+4 76099
92	Section 4947(a)(1) nonexempt charitable trusts filing Form 990 in lieu of Form 1041- Check here and enter the amount of tax-exempt interest received or accrued during the tax year	92	<input type="checkbox"/> N/A

**Part VII Analysis of Income-Producing Activities** (See page 33 of the instructions)

	Unrelated business income		Excluded by section 512, 513, or 514		(E) Related or exempt function income
	(A) Business code	(B) Amount	(C) Exclu- sion code	(D) Amount	
<b>Note:</b> Enter gross amounts unless otherwise indicated.					
93 Program service revenue					
a SEE STATEMENT 12		5,166.		8,097.	252,628.
b					
c					
d					
e					
f Medicare/Medicaid payments					
g Fees and contracts from government agencies					
94 Membership dues and assessments					
95 Interest on savings and temporary cash investments			14	3.	
96 Dividends and interest from securities					
97 Net rental income or (loss) from real estate:					
a debt-financed property					
b not debt-financed property					
98 Net rental income or (loss) from personal property					
99 Other investment income					
100 Gain or (loss) from sales of assets other than inventory			01	374,984.	5,828.
101 Net income or (loss) from special events					
102 Gross profit or (loss) from sales of inventory					37,630.
103 Other revenue:					
a					
b					
c					
d					
e					
104 Subtotal (add columns (B), (D), and (E))		5,166.		383,084.	296,086.
105 Total (add line 104, columns (B), (D), and (E))					684,336.

Note: Line 105 plus line 1d, Part I, should equal the amount on line 12, Part I.

**Part VIII Relationship of Activities to the Accomplishment of Exempt Purposes** (See page 34 of the instructions)

Line No.	Explain how each activity for which income is reported in column (E) of Part VII contributed importantly to the accomplishment of the organization's exempt purposes (other than by providing funds for such purposes).
93A	SEE PART III
93B	EXPENSE REIMBURSEMENTS RECEIVED FROM SPONSOR ORGANIZATIONS OR CHURCHES
93C	THE ORGANIZATION RECEIVED ROYALTIES AND OTHER PAYMENTS WITH RESPECT TO RECORDING AGREEMENTS. THE RIGHTS ARE OWNED BY THE MINISTRY.

**Part IX Information Regarding Taxable Subsidiaries and Disregarded Entities** (See page 34 of the instructions)

(A) Name, address, and EIN of corporation, partnership, or disregarded entity	(B) Percentage of ownership interest	(C) Nature of activities	(D) Total income	(E) End-of-year assets
N/A	%			
	%			
	%			
	%			

**Part X Information Regarding Transfers Associated with Personal Benefit Contracts** (See page 34 of the instructions)


(a) Did the organization, during the year, receive any funds, directly or indirectly, from a personal benefit contract?

(b) Did the organization, during the year, pay premiums, directly or indirectly, on a personal benefit contract?


Note: If "Yes" to (b), file Form 8870 and Form 4720 (see instructions).

Please Sign Here

Under penalties of perjury, I declare that I have examined this return, including accompanying schedules and statements, and to the best of my knowledge and belief, it is true, correct, and complete. Declaration of preparer (other than officer) is based on all information provided to the preparer.

Signature of officer:  Date: 9-

Paid Preparer's Use Only

Preparer's signature: 

Firm's name (or yours if self-employed), address, and ZIP + 4: TURNAGE & COMPANY, P.C. 5949 SHERRY LANE, SUITE DALLAS, TX 75225-8011

423161 01-13-05

**SCHEDULE A**  
**(Form 990 or 990-EZ)**

Department of the Treasury  
Internal Revenue Service

**Organization Exempt Under Section 501(c)(3)**

(Except Private Foundation) and Section 501(e), 501(f), 501(k),  
501(n), or Section 4947(a)(1) Nonexempt Charitable Trust

**Supplementary Information-(See separate instructions.)**

▶ **MUST be completed by the above organizations and attached to their Form 990 or 990-EZ**

OMB No 1545-0047

**2004**

Name of the organization **CELEBRATION MINISTRIES, INC.** Employer identification number **75 2464419**

**Part I Compensation of the Five Highest Paid Employees Other Than Officers, Directors, and Trustees**  
(See page 1 of the instructions. List each one. If there are none, enter "None")

(a) Name and address of each employee paid more than \$50,000	(b) Title and average hours per week devoted to position	(c) Compensation	(d) Contributions to employee benefit plans & deferred compensation	(e) Expense account and other allowances
NONE				
-----				
-----				
-----				
-----				
Total number of other employees paid over \$50,000 ▶	0			

**Part II Compensation of the Five Highest Paid Independent Contractors for Professional Services**  
(See page 2 of the instructions. List each one (whether individuals or firms) If there are none, enter "None")

(a) Name and address of each independent contractor paid more than \$50,000	(b) Type of service	(c) Compensation
NONE		
-----		
-----		
-----		
-----		
Total number of others receiving over \$50,000 for professional services ▶	0	

**Part III Statements About Activities** (See page 2 of the instructions)

	Yes	No
<b>1</b> During the year, has the organization attempted to influence national, state, or local legislation, including any attempt to influence public opinion on a legislative matter or referendum? If "Yes," enter the total expenses paid or incurred in connection with the lobbying activities <b>▶</b> \$ _____ \$ _____ (Must equal amounts on line 38, Part VI-A, or line i of Part VI-B) Organizations that made an election under section 501(h) by filing Form 5768 must complete Part VI-A. Other organizations checking "Yes," must complete Part VI-B AND attach a statement giving a detailed description of the lobbying activities.		X
<b>2</b> During the year, has the organization, either directly or indirectly, engaged in any of the following acts with any substantial contributors, trustees, directors, officers, creators, key employees, or members of their families, or with any taxable organization with which any such person is affiliated as an officer, director, trustee, majority owner, or principal beneficiary? (If the answer to any question is "Yes," attach a detailed statement explaining the transactions.)		
<b>a</b> Sale, exchange, or leasing of property?	2a	X
<b>b</b> Lending of money or other extension of credit?	2b	X
<b>c</b> Furnishing of goods, services, or facilities?	2c	X
<b>d</b> Payment of compensation (or payment or reimbursement of expenses if more than \$1,000)?	2d	X
<b>e</b> Transfer of any part of its income or assets?	2e	X
<b>3 a</b> Do you make grants for scholarships, fellowships, student loans, etc.? (If "Yes," attach an explanation of how you determine that recipients qualify to receive payments.)	3a	X
<b>b</b> Do you have a section 403(b) annuity plan for your employees?	3b	X
<b>4 a</b> Did you maintain any separate account for participating donors where donors have the right to provide advice on the use or distribution of funds?	4a	X
<b>b</b> Do you provide credit counseling, debt management, credit repair, or debt negotiation services?	4b	X

**Part IV Reason for Non-Private Foundation Status** (See pages 3 through 6 of the instructions)

The organization is not a private foundation because it is (Please check only ONE applicable box.)

- 5  A church, convention of churches, or association of churches. Section 170(b)(1)(A)(i).
- 6  A school. Section 170(b)(1)(A)(ii). (Also complete Part V.)
- 7  A hospital or a cooperative hospital service organization. Section 170(b)(1)(A)(iii).
- 8  A Federal, state, or local government or governmental unit. Section 170(b)(1)(A)(v).
- 9  A medical research organization operated in conjunction with a hospital. Section 170(b)(1)(A)(iii). Enter the hospital's name, city, and state **▶** \_\_\_\_\_
- 10  An organization operated for the benefit of a college or university owned or operated by a governmental unit. Section 170(b)(1)(A)(iv). (Also complete the **Support Schedule** in Part IV-A.)
- 11a  An organization that normally receives a substantial part of its support from a governmental unit or from the general public. Section 170(b)(1)(A)(vi). (Also complete the **Support Schedule** in Part IV-A.)
- 11b  A community trust. Section 170(b)(1)(A)(vi). (Also complete the **Support Schedule** in Part IV-A.)
- 12  An organization that normally receives (1) more than 33 1/3% of its support from contributions, membership fees, and gross receipts from activities related to its charitable, etc., functions - subject to certain exceptions, and (2) no more than 33 1/3% of its support from gross investment income and unrelated business taxable income (less section 511 tax) from businesses acquired by the organization after June 30, 1975. See section 509(a)(2). (Also complete the **Support Schedule** in Part IV-A.)
- 13  An organization that is not controlled by any disqualified persons (other than foundation managers) and supports organizations described in (1) lines 5 through 12 above; or (2) section 501(c)(4), (5), or (6), if they meet the test of section 509(a)(2). (See section 509(a)(3).)

Provide the following information about the supported organizations. (See page 5 of the instructions.)

(a) Name(s) of supported organization(s)	(b) Line number from above

- 14  An organization organized and operated to test for public safety. Section 509(a)(4). (See page 5 of the instructions.)



**Part IV-A Support Schedule** (Complete only if you checked a box on line 10, 11, or 12.) Use cash method of accounting.  
 Note: You may use the worksheet in the instructions for converting from the accrual to the cash method of accounting

Calendar year (or fiscal year beginning in)	(a) 2003	(b) 2002	(c) 2001	(d) 2000	(e) Total
15 Gifts, grants, and contributions received (Do not include unusual grants. See line 28)	1,021,055.	733,179.	736,478.	508,255.	2,998,967.
16 Membership fees received					
17 Gross receipts from admissions, merchandise sold or services performed, or furnishing of facilities in any activity that is related to the organization's charitable, etc., purpose	166,388.	215,288.	185,845.	601,340.	1,168,861.
18 Gross income from interest, dividends, amounts received from payments on securities loans (section 512(a)(5)), rents, royalties, and unrelated business taxable income (less section 511 taxes) from businesses acquired by the organization after June 30, 1975	375.	10.	0.	617.	1,002.
19 Net income from unrelated business activities not included in line 18	16,950.				16,950.
20 Tax revenues levied for the organization's benefit and either paid to it or expended on its behalf					
21 The value of services or facilities furnished to the organization by a governmental unit without charge. Do not include the value of services or facilities generally furnished to the public without charge					
22 Other income. Attach a schedule. Do not include gain or (loss) from sale of capital assets		1,466.	SEE STATEMENT 13		1,466.
23 Total of lines 15 through 22	1,204,768.	949,943.	922,323.	1,110,212.	4,187,246.
24 Line 23 minus line 17	1,038,380.	734,655.	736,478.	508,872.	3,018,385.
25 Enter 1% of line 23	12,048.	9,499.	9,223.	11,102.	
26 Organizations described on lines 10 or 11: a Enter 2% of amount in column (e), line 24					26a 60,368.
b Prepare a list for your records to show the name of and amount contributed by each person (other than a governmental unit or publicly supported organization) whose total gifts for 2000 through 2003 exceeded the amount shown in line 26a. Do not file this list with your return. Enter the total of all these excess amounts					26b 2,262,063.
c Total support for section 509(a)(1) test Enter line 24, column (e)					26c 3,018,385.
d Add Amounts from column (e) for lines 18 1,002. 19 16,950. 22 1,466. 26b 2,262,063.					26d 2,281,481.
e Public support (line 26c minus line 26d total)					26e 736,904.
f Public support percentage (line 26e (numerator) divided by line 26c (denominator))					26f 24.4139%
27 Organizations described on line 12: a For amounts included in lines 15, 16, and 17 that were received from a "disqualified person," prepare a list for your records to show the name of, and total amounts received in each year from, each "disqualified person." Do not file this list with your return. Enter the sum of such amounts for each year	N/A				
(2003) (2002) (2001) (2000)					
b For any amount included in line 17 that was received from each person (other than "disqualified persons"), prepare a list for your records to show the name of, and amount received for each year, that was more than the larger of (1) the amount on line 25 for the year or (2) \$5,000 (Include in the list organizations described in lines 5 through 11, as well as individuals) Do not file this list with your return. After computing the difference between the amount received and the larger amount described in (1) or (2), enter the sum of these differences (the excess amounts) for each year	N/A				
(2003) (2002) (2001) (2000)					
c Add Amounts from column (e) for lines: 15 16 17 20 21					27c N/A
d Add Line 27a total and line 27b total					27d N/A
e Public support (line 27c total minus line 27d total)					27e N/A
f Total support for section 509(a)(2) test: Enter amount on line 23, column (e)	27f N/A				
g Public support percentage (line 27e (numerator) divided by line 27f (denominator))					27g N/A %
h Investment income percentage (line 18, column (e) (numerator) divided by line 27f (denominator))					27h N/A %
28 Unusual Grants: For an organization described in line 10, 11, or 12 that received any unusual grants during 2000 through 2003, prepare a list for your records to show, for each year, the name of the contributor, the date and amount of the grant, and a brief description of the nature of the grant Do not file this list with your return. Do not include these grants in line 15	NONE				

**Part V Private School Questionnaire** (See page 7 of the instructions)

N/A

**(To be completed ONLY by schools that checked the box on line 6 in Part IV)**

		Yes	No
29	Does the organization have a racially nondiscriminatory policy toward students by statement in its charter, bylaws, other governing instrument, or in a resolution of its governing body?		
30	Does the organization include a statement of its racially nondiscriminatory policy toward students in all its brochures, catalogues, and other written communications with the public dealing with student admissions, programs, and scholarships?		
31	Has the organization publicized its racially nondiscriminatory policy through newspaper or broadcast media during the period of solicitation for students, or during the registration period if it has no solicitation program, in a way that makes the policy known to all parts of the general community it serves? If "Yes," please describe, if "No," please explain (If you need more space, attach a separate statement )		
<hr/>			
<hr/>			
32	Does the organization maintain the following.		
a	Records indicating the racial composition of the student body, faculty, and administrative staff?	32a	
b	Records documenting that scholarships and other financial assistance are awarded on a racially nondiscriminatory basis?	32b	
c	Copies of all catalogues, brochures, announcements, and other written communications to the public dealing with student admissions, programs, and scholarships?	32c	
d	Copies of all material used by the organization or on its behalf to solicit contributions? If you answered "No" to any of the above, please explain. (If you need more space, attach a separate statement )	32d	
<hr/>			
33	Does the organization discriminate by race in any way with respect to		
a	Students' rights or privileges?	33a	
b	Admissions policies?	33b	
c	Employment of faculty or administrative staff?	33c	
d	Scholarships or other financial assistance?	33d	
e	Educational policies?	33e	
f	Use of facilities?	33f	
g	Athletic programs?	33g	
h	Other extracurricular activities? If you answered "Yes" to any of the above, please explain. (If you need more space, attach a separate statement )	33h	
<hr/>			
<hr/>			
34 a	Does the organization receive any financial aid or assistance from a governmental agency?	34a	
b	Has the organization's right to such aid ever been revoked or suspended? If you answered "Yes" to either 34a or b, please explain using an attached statement.	34b	
35	Does the organization certify that it has complied with the applicable requirements of sections 4 01 through 4 05 of Rev. Proc 75-50, 1975-2 C B. 587, covering racial nondiscrimination? If "No," attach an explanation	35	

**Part VI-A Lobbying Expenditures by Electing Public Charities** (See page 9 of the instructions)

N/A

(To be completed ONLY by an eligible organization that filed Form 5768)

Check  a if the organization belongs to an affiliated group. Check  b if you checked "a" and "limited control" provisions apply

Limits on Lobbying Expenditures (The term "expenditures" means amounts paid or incurred )	(a) Affiliated group totals	(b) To be completed for ALL electing organizations
	N/A	
36 Total lobbying expenditures to influence public opinion (grassroots lobbying)	36	
37 Total lobbying expenditures to influence a legislative body (direct lobbying)	37	
38 Total lobbying expenditures (add lines 36 and 37)	38	
39 Other exempt purpose expenditures	39	
40 Total exempt purpose expenditures (add lines 38 and 39)	40	
41 Lobbying nontaxable amount Enter the amount from the following table - If the amount on line 40 is - The lobbying nontaxable amount is - Not over \$500,000 20% of the amount on line 40 Over \$500,000 but not over \$1,000,000 \$100,000 plus 15% of the excess over \$500,000 Over \$1,000,000 but not over \$1,500,000 \$175,000 plus 10% of the excess over \$1,000,000 Over \$1,500,000 but not over \$17,000,000 \$225,000 plus 5% of the excess over \$1,500,000 Over \$17,000,000 \$1,000,000	41	
42 Grassroots nontaxable amount (enter 25% of line 41)	42	
43 Subtract line 42 from line 36. Enter -0- if line 42 is more than line 36	43	
44 Subtract line 41 from line 38 Enter -0- if line 41 is more than line 38	44	

Caution: If there is an amount on either line 43 or line 44, you must file Form 4720.

**4-Year Averaging Period Under Section 501(h)**

(Some organizations that made a section 501(h) election do not have to complete all of the five columns below See the instructions for lines 45 through 50 on page 11 of the instructions )

Calendar year (or fiscal year beginning in)	Lobbying Expenditures During 4-Year Averaging Period				N/A (e) Total
	(a) 2004	(b) 2003	(c) 2002	(d) 2001	
45 Lobbying nontaxable amount					0.
46 Lobbying ceiling amount (150% of line 45(e))					0.
47 Total lobbying expenditures					0.
48 Grassroots nontaxable amount					0.
49 Grassroots ceiling amount (150% of line 48(e))					0.
50 Grassroots lobbying expenditures					0.

**Part VI-B Lobbying Activity by Nonelecting Public Charities**

(For reporting only by organizations that did not complete Part VI-A) (See page 11 of the instructions.)

N/A

During the year, did the organization attempt to influence national, state or local legislation, including any attempt to influence public opinion on a legislative matter or referendum, through the use of

- a Volunteers
- b Paid staff or management (Include compensation in expenses reported on lines c through h.)
- c Media advertisements
- d Mailings to members, legislators, or the public
- e Publications, or published or broadcast statements
- f Grants to other organizations for lobbying purposes
- g Direct contact with legislators, their staffs, government officials, or a legislative body
- h Rallies, demonstrations, seminars, conventions, speeches, lectures, or any other means
- i Total lobbying expenditures (Add lines c through h.)

Yes	No	Amount
		0.

If "Yes" to any of the above, also attach a statement giving a detailed description of the lobbying activities



Asset No	Description	Date Acquired	Method	Life	Line No	Unadjusted Cost Or Basis	Bus % Excl	* Reduction In Basis	Basis For Depreciation	Accumulated Depreciation	Current Sec 179	Amount Of Depreciation
1	TRAILER	090298	200DB	5.00	17	8,850.			8,850.	8,850.		0.
2	(D)1999 SUBURBAN	080199	200DB	5.00	21	28,606.			28,606.	21,799.		1,775.
3	(D)CHRYSLER VAN	021201	200DB	5.00	21	35,200.			35,200.	10,910.		1,775.
4	PRODUCTION EQUIPMENT	010203	200DB	5.00	17	438.		131.	307.	62.		98.
5	PRODUCTION EQUIPMENT	042203	200DB	5.00	17	22,797.		6,839.	15,958.	3,192.		5,107.
6	FURNITURE AND EQUIPMENT	043003	200DB	7.00	17	1,396.		419.	977.	139.		239.
7	BETA MACHINES	051503	200DB	5.00	17	5,000.		2,500.	2,500.	500.		800.
8	PRODUCTION EQUIPMENT	061003	200DB	5.00	17	1,905.		952.	953.	191.		305.
9	PRODUCTION EQUIPMENT	063003	200DB	5.00	17	8,662.		4,331.	4,331.	866.		1,386.
10	PRODUCTION EQUIPMENT	072103	200DB	5.00	17	787.		393.	394.	79.		126.
11	PRODUCTION EQUIPMENT	090303	200DB	5.00	17	4,953.		2,477.	2,476.	495.		793.
12	PRODUCTION EQUIPMENT	092203	200DB	5.00	17	132.		66.	66.	13.		21.
13	PRODUCTION EQUIPMENT	100803	200DB	5.00	17	2,066.		1,033.	1,033.	207.		331.
14	PRODUCTION EQUIPMENT	111003	200DB	5.00	17	449.		224.	225.	45.		72.
15	EDITING SUITE	062503	SL	39.00	17	19,520.			19,520.	272.		501.
16	DRIVE, CASE, USB DRIVE	123003	200DB	5.00	17	755.		377.	378.	76.		121.
17	SOUND EQUIPMENT	010203	200DB	7.00	17	299.		90.	209.	30.		51.
18	SOUND EQUIPMENT	020603	200DB	7.00	17	1,889.		567.	1,322.	189.		324.

2004 DEPRECIATION AND AMORTIZATION REPORT

FORM 990 PAGE 2

990

Asset No	Description	Date Acquired	Method	Life	Line No	Unadjusted Cost Or Basis	Bus % Excl	* Reduction In Basis	Basis For Depreciation	Accumulated Depreciation	Current Sec 179	Amount Of Depreciation
19	EQUIPMENT	031003	200DB	7.00	17	356.		107.	249.	35.		61.
20	EQUIPMENT	061003	200DB	7.00	17	332.		166.	166.	24.		41.
21	EQUIPMENT	062503	200DB	7.00	17	386.		193.	193.	28.		47.
22	EQUIPMENT	090303	200DB	7.00	17	1,925.		963.	962.	137.		236.
23	WAREHOUSE A/C	100303	SL	39.00	17	647.			647.	3.		17.
24	LAND	123100	L	.000		1229331.			1229331.			0.
25	WILLOWOOD - MALE PONY	102002	200DB	7.00	17	400.		120.	280.	109.		49.
26	WILLOWOOD - SALLY	012302	200DB	7.00	17	1,750.		525.	1,225.	475.		214.
27	WILLOWOOD - CRESCENT	012302	200DB	7.00	17	1,750.		525.	1,225.	475.		214.
28	WILLOWOOD - HORSE III	051402	200DB	7.00	17	2,250.		675.	1,575.	611.		275.
29	WILLOWOOD - HORSE IV	051402	200DB	7.00	17	2,250.		675.	1,575.	611.		275.
30		010192	200DB	7.00	17	71,641.			71,641.	71,641.		0.
31	LAPTOP	081598	200DB	5.00	17	2,200.			2,200.	2,200.		0.
32	EQUIPMENT	063099	200DB	5.00	17	5,755.			5,755.	5,424.		331.
	COMPUTER EQUIPMENT -											
33	DALLAS	021501	200DB	5.00	17	3,391.			3,391.	2,414.		391.
	COMPUTER EQUIPMENT -											
34	PENN	030801	200DB	5.00	17	14,865.			14,865.	10,586.		1,711.
35	CREDIT CARD MACHINE	031701	200DB	5.00	17	583.			583.	416.		67.
36	CASH REGISTER	032901	200DB	5.00	17	387.			387.	275.		45.

2004 DEPRECIATION AND AMORTIZATION REPORT

FORM 990 PAGE 2

990

Asset No	Description	Date Acquired	Method	Life	Line No.	Unadjusted Cost Or Basis	Bus % Excl	* Reduction In Basis	Basis For Depreciation	Accumulated Depreciation	Current Sec 179	Amount Of Depreciation
37	TV/VCR BOOTH	032901	200DB	5.00	17	452.			452.	321.		52.
38	PRINTER	030402	200DB	5.00	17	2,145.		644.	1,501.	780.		288.
39	OFFICE EQUIPMENT	040302	200DB	5.00	17	456.		137.	319.	166.		61.
40	CREDIT CARD MACHINE	060402	200DB	5.00	17	1,159.		348.	811.	422.		156.
41	OFFICE EQUIPMENT	063096	200DB	5.00	17	3,581.			3,581.	3,581.		0.
42	PRODUCTION EQUIPMENT (91-96)	010192	200DB	7.00	17	61,816.			61,816.	61,816.		0.
43	PRODUCTION EQUIPMENT	063095	200DB	7.00	17	17,678.			17,678.	17,678.		0.
44	PRODUCTION EQUIPMENT	063097	200DB	5.00	17	8,278.			8,278.	8,278.		0.
45	SOUND EQUIPMENT	091798	200DB	5.00	17	1,088.			1,088.	1,088.		0.
46	PRODUCTION EQUIPMENT	063001	200DB	5.00	17	9,020.			9,020.	6,422.		1,039.
47	PRODUCTION EQUIPMENT	063000	200DB	7.00	17	2,645.			2,645.	1,819.		236.
48	PRODUCTION EQUIPMENT	063000	200DB	7.00	17	2,065.			2,065.	1,420.		184.
49	PRODUCTION EQUIPMENT	020802	200DB	7.00	17	299.		90.	209.	81.		37.
50	PRODUCTION EQUIPMENT	070502	200DB	7.00	17	336.		101.	235.	91.		41.
51	PRODUCTION EQUIPMENT	073102	200DB	7.00	17	2,125.		638.	1,487.	576.		260.
52	PRODUCTION EQUIPMENT	081002	200DB	7.00	17	690.		207.	483.	187.		84.
53	PRODUCTION EQUIPMENT	092002	200DB	7.00	17	1,233.		370.	863.	335.		151.
54	PRODUCTION EQUIPMENT	111802	200DB	7.00	17	360.		108.	252.	98.		44.

## 2004 DEPRECIATION AND AMORTIZATION REPORT

FORM 990 PAGE 2

990

Asset No	Description	Date Acquired	Method	Life	Line No	Unadjusted Cost Or Basis	Bus % Excl	* Reduction In Basis	Basis For Depreciation	Accumulated Depreciation	Current Sec 179	Amount Of Depreciation
55	PRODUCTION EQUIPMENT	010203	200DB	7.00	17	455.		137.	318.	45.		78.
56	PRODUCTION EQUIPMENT	020603	200DB	7.00	17	2,493.		748.	1,745.	249.		427.
57	PRODUCTION EQUIPMENT	031003	200DB	7.00	17	930.		279.	651.	93.		159.
58	WILLOWOOD - CHAPEL	110102	SL	39.00	17	28,838.			28,838.	832.		739.
59	WILLOWOOD - CHAPEL	070403	SL	39.00	17	185,308.			185,308.	2,376.		4,746.
60	SEPTIC TACK	063003	150DB	15.00	17	2,500.			2,500.	125.		238.
61	LANDSCAPING - CHAPEL	080703	150DB	15.00	17	7,779.			7,779.	389.		739.
62	CHAPEL IMPROVEMENTS	103103	SL	39.00	17	1,013.			1,013.	5.		26.
63	SOUND EQUIPMENT	031703	200DB	7.00	17	435.		131.	304.	43.		75.
64	SPIRAL STAIRS	032503	SL	39.00	17	900.			900.	18.		23.
65	CHAPEL BELL	040103	200DB	7.00	17	3,500.		1,050.	2,450.	350.		600.
66	2HP FLOATING FOUNTAIN	082903	200DB	7.00	17	5,501.		2,750.	2,751.	394.		674.
67	SOUND SYSTEM	100303	200DB	7.00	17	4,946.		2,473.	2,473.	353.		606.
68	PEWS	100703	200DB	7.00	17	5,033.		2,517.	2,516.	359.		616.
69	SOUND SYSTEM	102003	200DB	7.00	17	867.		433.	434.	62.		106.
70	STAINED GLASS WINDOWS	042903	SL	39.00	17	27,738.			27,738.	505.		711.
71	SOUND SYSTEM	103103	200DB	7.00	17	990.		495.	495.	71.		121.
72	RANCH EQUIPMENT	063001	200DB	5.00	17	53,402.			53,402.	38,023.		6,152.



Asset No	Description	Date Acquired	Method	Life	Line No	Unadjusted Cost Or Basis	Bus % Excl	* Reduction In Basis	Basis For Depreciation	Accumulated Depreciation	Current Sec 179	Amount Of Depreciation
73	WILLOWOOD - EQUIPMENT	030402	200DB	7.00	17	895.		269.	626.	242.		110.
74	WILLOWOOD - TELEPHONES	043002	200DB	7.00	17	947.		284.	663.	257.		116.
	WILLOWOOD - POLE											
75	CHAINSAW	072702	200DB	7.00	17	484.		145.	339.	132.		59.
76	WILLOWOOD - EQUIPMENT	101002	200DB	7.00	17	1,232.		370.	862.	334.		151.
	WILLOWOOD - HOT TUB											
77	HEATER	083002	200DB	7.00	17	300.		90.	210.	81.		37.
78	RANCH IMPROVEMENTS	063001	150DB	15.00	17	30,542.			30,542.	5,513.		2,503.
79	WILLOWOOD IMPROVEMENTS	123101	150DB	15.00	17	34,267.			34,267.	7,899.		2,637.
	WILLOWOOD -											
80	IMPROVEMENTS MISC.	040402	SL	39.00	17	2,411.			2,411.	797.		43.
	WILLOWOOD -											
81	IMPROVEMENTS MISC.	052102	SL	39.00	17	4,598.			4,598.	1,514.		83.
	WILLOWOOD -											
82	IMPROVEMENTS MISC.	060202	SL	39.00	17	1,049.			1,049.	344.		19.
	WILLOWOOD -											
83	IMPROVEMENTS MISC.	060602	SL	39.00	17	822.			822.	269.		15.
	WILLOWOOD - ELECTRIC											
84	FENCE FRONT GATE	061902	SL	15.00	17	1,500.			1,500.	150.		100.
	WILLOWOOD - SEPTIC											
85	TANK	061902	SL	39.00	17	2,200.			2,200.	721.		39.
	WILLOWOOD - ELECTRIC											
86	FENCE FRONT GATE II	070402	150DB	15.00	17	1,763.			1,763.	176.		159.
	WILLOWOOD - STORAGE											
87	BUILDING	081202	SL	39.00	17	3,965.			3,965.	1,287.		71.
	WILLOWOOD -											
88	IMPROVEMENTS MISC.	092002	SL	39.00	17	900.			900.	291.		16.
	WILLOWOOD - PROPERTY											
89	IMPROVEMENTS	101503	SL	39.00	17	3,267.			3,267.	17.		84.
90	COMPUTER SOFTWARE	063091		5M	43	6,876.			6,876.	6,876.		0.

Asset No.	Description	Date Acquired	Method	Life	Line No	Unadjusted Cost Or Basis	Bus % Excl	* Reduction In Basis	Basis For Depreciation	Accumulated Depreciation	Current Sec 179	Amount Of Depreciation
91	SECTION 197 INTANGIBLES	020193		180M	43	299,000.			299,000.	217,606.		19,933.
92	CLOSING COSTS	081502		360M	43	12,250.			12,250.	578.		408.
93	STOVE & MICROWAVE	013004	200DB	7.00	19C	876.		438.	438.			501.
94	PEWS	063004	200DB	7.00	19C	10,217.		5,109.	5,108.			5,838.
95	VCR	011504	200DB	7.00	19C	50.		25.	25.			28.
96	HARD DRIVE	030904	200DB	5.00	19B	259.		130.	129.			155.
97	BH PHOTO VIDEO ALTMAN LAMPS	081604	200DB	5.00	19B	1,849.		925.	924.			1,109.
98	HARD DRIVE	032904	200DB	5.00	19B	297.		149.	148.			178.
99	HARD DRIVE, KEYBOARD	042004	200DB	5.00	19B	507.		254.	253.			304.
100	HARD DRIVE, ETC.	060304	200DB	5.00	19B	998.		499.	499.			599.
101	IMPROVEMENTS	050304	SL	39.00	19I	1,233.			1,233.			20.
102	COMPUTER SOFTWARE	050304		36M	42	1,503.			1,503.			334.
103	HARDDRIVE	100804	200DB	5.00	19B	325.		162.	163.			195.
104	APPLE COMPUTER	032504	200DB	5.00	19B	2,613.		1,307.	1,306.			1,568.
105	OFFICE EQUIPMENT	050304	200DB	5.00	19B	203.		102.	101.			122.
106	2 BEDS, 6 TABLES, 1 ARMOIRE	060304	200DB	7.00	19C	3,040.		1,520.	1,520.			1,737.
107	2 BEDS, 2 NIGHT STAND TABLES	072604	200DB	7.00	19C	1,716.		858.	858.			981.
108	4 WHITE ROCKING CHAIRS	060304	200DB	7.00	19C	520.		260.	260.			297.

Asset No	Description	Date Acquired	Method	Life	Line No	Unadjusted Cost Or Basis	Bus % Excl	* Reduction In Basis	Basis For Depreciation	Accumulated Depreciation	Current Sec 179	Amount Of Depreciation
109	FURNITURE	092004	200DB	7.00	19C	7,513.		3,757.	3,756.			4,293.
110	ANTIQUE PRAYER BENCH 2 DOOR SLIDE	060304	200DB	5.00	19B	1,170.		585.	585.			702.
111	REFRIGERATORS	060304	200DB	7.00	19C	1,825.		913.	912.			1,043.
112	DEEP FRYERS	060304	200DB	7.00	19C	1,450.		725.	725.			829.
113	COFFEE MAKER	060304	200DB	7.00	19C	280.		140.	140.			160.
114	NEW BLOWER	061004	200DB	7.00	19C	215.		108.	107.			123.
115	2 A/C UNITS	080204	200DB	7.00	19C	2,791.		1,396.	1,395.			1,595.
116	STOVE, WASHER & DRYER, MICROWAVE	090204	200DB	7.00	19C	1,342.		671.	671.			767.
117	DIGITAL CAMERA MISCELLANEOUS	092004	200DB	7.00	19C	300.		150.	150.			172.
118	FURNITURE 1 LAMP, 1 CANDLE	060304	200DB	7.00	19C	3,938.		1,969.	1,969.			2,250.
119	HOLDER, 1 WALL CLOCK,	060304	200DB	7.00	19C	597.		299.	298.			341.
120	CANDLE	080104	200DB	7.00	19C	33.		17.	16.			19.
121	2 LAMPS	090804	200DB	7.00	19C	296.		148.	148.			169.
122	IMPROVEMENTS	070104	SL	39.00	19I	16,643.			16,643.			196.
	* TOTAL 990 PAGE 2 DEPR & AMORT					2405824.		61,778.	2344046.	537,914.	0.	90,476.

Celebration Ministries, Inc.  
12/31/04  
Statement of Amended Return

The taxpayer inadvertently overstated Notes Payable by \$466,905 as a result of a bookkeeping error. Due to the decrease in Notes Payable, interest expense was reduced by \$16,719.

Celebration Ministries, Inc.  
EIN # 75-2464419  
12/31/2004

Form 990, line 50, column B, Part IV

1	Borrower's name and title	Al Denson President
2	Original Amount	\$141,032
3	Balance Due	\$135,471
4	Date of Note	December 31, 2004
5	Maturity Date	December 31, 2014
6	Repayment Terms	Annual payment of \$17,009.20 beginning December 31, 2005
7	Interest Rate	3.56% compounded annually
8	Security provided by borrower	Unsecured note
9	Purpose of the loan	Reimbursement of expenses
10	Description & FMV of consideration	Cash = \$141,032

FORM 990 GAIN (LOSS) FROM PUBLICLY TRADED SECURITIES STATEMENT 1

DESCRIPTION	GROSS SALES PRICE	COST OR OTHER BASIS	EXPENSE OF SALE	NET GAIN OR (LOSS)
NUTRACEA (105000 SHRS)	103,957.	66,880.	0.	37,077.
NUTRACEA (100000 SHRS)	394,074.	57,895.	0.	336,179.
ATSI COMMUNICATIONS, INC. (7900 SHRS)	9,654.	5,038.	0.	4,616.
ATSI COMMUNICATIONS, INC. (10463 SHRS)	12,500.	6,672.	0.	5,828.
MEGOLA INC	11,336.	12,677.	0.	<1,341.>
TO FORM 990, PART I, LINE 8	531,521.	149,162.	0.	382,359.

FORM 990

GAIN (LOSS) FROM SALE OF OTHER ASSETS

STATEMENT 2

DESCRIPTION	DATE ACQUIRED	DATE SOLD	METHOD ACQUIRED		
SALE OF SUBURBAN	08/01/99	03/05/04	PURCHASED		
NAME OF BUYER	GROSS SALES PRICE	COST OR OTHER BASIS	EXPENSE OF SALE	DEPREC	NET GAIN OR (LOSS)
	11,000.	28,606.	0.	23,574.	5,968.

DESCRIPTION	DATE ACQUIRED	DATE SOLD	METHOD ACQUIRED		
SALE OF VAN	02/12/01	06/30/04	PURCHASED		
NAME OF BUYER	GROSS SALES PRICE	COST OR OTHER BASIS	EXPENSE OF SALE	DEPREC	NET GAIN OR (LOSS)
	15,000.	35,200.	0.	12,685.	<7,515.>
TO FM 990, PART I, LN 8	26,000.	63,806.	0.	36,259.	<1,547.>

FORM 990

INCOME AND COST OF GOODS SOLD  
INCLUDED ON PART I, LINE 10

STATEMENT 3

INCOME

1. GROSS RECEIPTS . . . . .	87,484	
2. RETURNS AND ALLOWANCES . . . . .		
3. LINE 1 LESS LINE 2 . . . . .		87,484
4. COST OF GOODS SOLD (LINE 13) . . . . .	49,854	
5. GROSS PROFIT (LINE 3 LESS LINE 4) . . . . .		37,630

COST OF GOODS SOLD

6. INVENTORY AT BEGINNING OF YEAR . . . . .		
7. MERCHANDISE PURCHASED . . . . .	49,439	
8. COST OF LABOR . . . . .		
9. MATERIALS AND SUPPLIES . . . . .		
10. OTHER COSTS . . . . .	415	
11. ADD LINES 6 THROUGH 10 . . . . .		49,854
12. INVENTORY AT END OF YEAR . . . . .		
13. COST OF GOODS SOLD (LINE 11 LESS LINE 12). . . . .		49,854



FORM 990 COST OF GOODS SOLD - OTHER COSTS STATEMENT 4

DESCRIPTION	AMOUNT
MAIL HOUSES	415.
TOTAL INCLUDED ON FORM 990, PART I, LINE 10B	415.

FORM 990 OTHER CHANGES IN NET ASSETS OR FUND BALANCES STATEMENT 5

DESCRIPTION	AMOUNT
NON-DEDUCTIBLE MEALS	<6,952.>
NON-DEDUCTIBLE TAXES	<4,793.>
TOTAL TO FORM 990, PART I, LINE 20	<11,745.>

FORM 990 OTHER EXPENSES STATEMENT 6

DESCRIPTION	(A) TOTAL	(B) PROGRAM SERVICES	(C) MANAGEMENT AND GENERAL	(D) FUNDRAISING
ADVERTISING	3,340.	3,340.		
AUTO EXPENSES	4,549.	4,549.		
BANK CHARGES	2,956.		2,956.	
COMPUTER SERVICES	5,014.	5,014.		
MUSICIANS & CONCERT SUPPORT	35,224.	35,224.		
CREDIT CARD DUES	4,242.		4,242.	
CONTRIBUTIONS	10,580.	10,580.		
MEALS	6,952.	6,952.		
THE PARENT FACTOR	5,500.	5,500.		
RENTAL EXPENSE	10,344.	10,344.		
MISCELLANEOUS	589.	589.		
PHOTOGRAPHY	1,188.	1,188.		
WILLOWOOD EXPENSES	123,358.	123,358.		
CONTRACT LABOR	2,600.	2,600.		
REPAIRS & MAINTENANCE	845.	845.		
PROMOTIONAL	2,206.	2,206.		
TOTAL TO FM 990, LN 43	219,487.	212,289.	7,198.	

FORM 990 STATEMENT OF PROGRAM SERVICE ACCOMPLISHMENTS STATEMENT 7

DESCRIPTION OF PROGRAM SERVICE ONE

REACHING TEENS AND YOUNG ADULTS FOR CHRIST THROUGH MUSICAL PERFORMANCES, RECORDINGS AND SPECIALLY PREPARED BIBLE STUDY MATERIALS, RESULTING IN CHANGED LIVES THROUGH TRUST IN GOD, BIBLE STUDY, WORSHIP AND GODLY LIVING. WE ALSO PROVIDE FOLLOW-UP MATERIALS AND COUNSELING TO ASSIST LOCAL CHURCHES IN MEETING THE SPECIAL NEEDS OF YOUNG PEOPLE.

	GRANTS	EXPENSES
TO FORM 990, PART III, LINE A		590,711.

FORM 990 OTHER INVESTMENTS STATEMENT 8

DESCRIPTION	VALUATION METHOD	AMOUNT
LONE STAR LAND BANK STOCK	COST	14,050.
SECURITIES	COST	153,290.
TOTAL TO FORM 990, PART IV, LINE 56, COLUMN B		167,340.

FORM 990 DEPRECIATION OF ASSETS NOT HELD FOR INVESTMENT STATEMENT 9

DESCRIPTION	COST OR OTHER BASIS	ACCUMULATED DEPRECIATION	BOOK VALUE
TRAILER	8,850.	8,850.	0.
PRODUCTION EQUIPMENT	438.	291.	147.
PRODUCTION EQUIPMENT	22,797.	15,138.	7,659.
FURNITURE AND EQUIPMENT	1,396.	797.	599.
BETA MACHINES	5,000.	3,800.	1,200.
PRODUCTION EQUIPMENT	1,905.	1,448.	457.
PRODUCTION EQUIPMENT	8,662.	6,583.	2,079.
PRODUCTION EQUIPMENT	787.	598.	189.
PRODUCTION EQUIPMENT	4,953.	3,765.	1,188.
PRODUCTION EQUIPMENT	132.	100.	32.
PRODUCTION EQUIPMENT	2,066.	1,571.	495.
PRODUCTION EQUIPMENT	449.	341.	108.
EDITING SUITE	19,520.	773.	18,747.

DRIVE, CASE, USB DRIVE	755.	574.	181.
SOUND EQUIPMENT	299.	171.	128.
SOUND EQUIPMENT	1,889.	1,080.	809.
EQUIPMENT	356.	203.	153.
EQUIPMENT	332.	231.	101.
EQUIPMENT	386.	268.	118.
EQUIPMENT	1,925.	1,336.	589.
WAREHOUSE A/C	647.	20.	627.
LAND	1,229,331.	0.	1,229,331.
WILLOWOOD - MALE PONY	400.	278.	122.
WILLOWOOD - SALLY	1,750.	1,214.	536.
WILLOWOOD - CRESCENT	1,750.	1,214.	536.
WILLOWOOD - HORSE III	2,250.	1,561.	689.
WILLOWOOD - HORSE IV	2,250.	1,561.	689.
	71,641.	71,641.	0.
LAPTOP	2,200.	2,200.	0.
EQUIPMENT	5,755.	5,755.	0.
COMPUTER EQUIPMENT - DALLAS	3,391.	2,805.	586.
COMPUTER EQUIPMENT - PENN	14,865.	12,297.	2,568.
CREDIT CARD MACHINE	583.	483.	100.
CASH REGISTER	387.	320.	67.
TV/VCR BOOTH	452.	373.	79.
PRINTER	2,145.	1,712.	433.
OFFICE EQUIPMENT	456.	364.	92.
CREDIT CARD MACHINE	1,159.	926.	233.
OFFICE EQUIPMENT	3,581.	3,581.	0.
PRODUCTION EQUIPMENT (91-96)	61,816.	61,816.	0.
PRODUCTION EQUIPMENT	17,678.	17,678.	0.
PRODUCTION EQUIPMENT	8,278.	8,278.	0.
SOUND EQUIPMENT	1,088.	1,088.	0.
PRODUCTION EQUIPMENT	9,020.	7,461.	1,559.
PRODUCTION EQUIPMENT	2,645.	2,055.	590.
PRODUCTION EQUIPMENT	2,065.	1,604.	461.
PRODUCTION EQUIPMENT	299.	208.	91.
PRODUCTION EQUIPMENT	336.	233.	103.
PRODUCTION EQUIPMENT	2,125.	1,474.	651.
PRODUCTION EQUIPMENT	690.	478.	212.
PRODUCTION EQUIPMENT	1,233.	856.	377.
PRODUCTION EQUIPMENT	360.	250.	110.
PRODUCTION EQUIPMENT	455.	260.	195.
PRODUCTION EQUIPMENT	2,493.	1,424.	1,069.
PRODUCTION EQUIPMENT	930.	531.	399.
WILLOWOOD - CHAPEL	28,838.	1,571.	27,267.
WILLOWOOD - CHAPEL	185,308.	7,122.	178,186.
SEPTIC TACK	2,500.	363.	2,137.
LANDSCAPING - CHAPEL	7,779.	1,128.	6,651.
CHAPEL IMPROVEMENTS	1,013.	31.	982.
SOUND EQUIPMENT	435.	249.	186.
SPIRAL STAIRS	900.	41.	859.
CHAPEL BELL	3,500.	2,000.	1,500.
2HP FLOATING FOUNTAIN	5,501.	3,818.	1,683.
SOUND SYSTEM	4,946.	3,432.	1,514.
PEWS	5,033.	3,492.	1,541.

SOUND SYSTEM	867.	601.	266.
STAINED' GLASS WINDOWS	27,738.	1,216.	26,522.
SOUND SYSTEM	990.	687.	303.
RANCH EQUIPMENT	53,402.	44,175.	9,227.
WILLOWOOD - EQUIPMENT	895.	621.	274.
WILLOWOOD - TELEPHONES	947.	657.	290.
WILLOWOOD - POLE CHAINSAW	484.	336.	148.
WILLOWOOD - EQUIPMENT	1,232.	855.	377.
WILLOWOOD - HOT TUB HEATER	300.	208.	92.
RANCH IMPROVEMENTS	30,542.	8,016.	22,526.
WILLOWOOD IMPROVEMENTS	34,267.	10,536.	23,731.
WILLOWOOD - IMPROVEMENTS MISC.	2,411.	840.	1,571.
WILLOWOOD - IMPROVEMENTS MISC.	4,598.	1,597.	3,001.
WILLOWOOD - IMPROVEMENTS MISC.	1,049.	363.	686.
WILLOWOOD - IMPROVEMENTS MISC.	822.	284.	538.
WILLOWOOD - ELECTRIC FENCE			
FRONT GATE	1,500.	250.	1,250.
WILLOWOOD - SEPTIC TANK	2,200.	760.	1,440.
WILLOWOOD - ELECTRIC FENCE			
FRONT GATE II	1,763.	335.	1,428.
WILLOWOOD - STORAGE BUILDING	3,965.	1,358.	2,607.
WILLOWOOD - IMPROVEMENTS MISC.	900.	307.	593.
WILLOWOOD - PROPERTY IMPROVEMENTS	3,267.	101.	3,166.
COMPUTER SOFTWARE	6,876.	6,876.	0.
SECTION 197 INTANGIBLES	299,000.	237,539.	61,461.
CLOSING COSTS	12,250.	986.	11,264.
STOVE & MICROWAVE	876.	501.	375.
PEWS	10,217.	5,838.	4,379.
VCR	50.	28.	22.
HARD DRIVE	259.	155.	104.
BH PHOTO VIDEO ALTMAN LAMPS	1,849.	1,109.	740.
HARD DRIVE	297.	178.	119.
HARD DRIVE, KEYBOARD	507.	304.	203.
HARD DRIVE, ETC.	998.	599.	399.
IMPROVEMENTS	1,233.	20.	1,213.
COMPUTER SOFTWARE	1,503.	334.	1,169.
HARDDRIVE	325.	195.	130.
APPLE COMPUTER	2,613.	1,568.	1,045.
OFFICE EQUIPMENT	203.	122.	81.
2 BEDS, 6 TABLES, 1 ARMOIRE	3,040.	1,737.	1,303.
2 BEDS, 2 NIGHT STAND TABLES	1,716.	981.	735.
4 WHITE ROCKING CHAIRS	520.	297.	223.
FURNITURE	7,513.	4,293.	3,220.
ANTIQUUE PRAYER BENCH	1,170.	702.	468.
2 DOOR SLIDE REFRIGERATORS	1,825.	1,043.	782.
2 DEEP FRYERS	1,450.	829.	621.
COFFEE MAKER	280.	160.	120.
NEW BLOWER	215.	123.	92.
2 A/C UNITS	2,791.	1,595.	1,196.
STOVE, WASHER & DRYER,			
MICROWAVE	1,342.	767.	575.
DIGITAL CAMERA	300.	172.	128.

MISCELLANEOUS FURNITURE	3,938.	2,250.	1,688.
1 LAMP, 1 CANDLE HOLDER, 1			
WALL CLOCK, 1 PAINTING	597.	341.	256.
CANDLE	33.	19.	14.
2 LAMPS	296.	169.	127.
IMPROVEMENTS	16,643.	196.	16,447.
<b>TOTAL TO FORM 990, PART IV, LN 57</b>	<b>2,342,018.</b>	<b>631,293.</b>	<b>1,710,725.</b>

FORM 990 OTHER ASSETS STATEMENT 10

DESCRIPTION	AMOUNT
SOFTWARE, COPYRIGHTS, CLOSING COSTS	73,893.
<b>TOTAL TO FORM 990, PART IV, LINE 58, COLUMN B</b>	<b>73,893.</b>

FORM 990 OTHER LIABILITIES STATEMENT 11

DESCRIPTION	AMOUNT
PAYABLE - DENSON KEOGH	3,087.
WEDDING CHAPEL DEPOSITS	3,200.
PAYROLL LIABILITIES	1,896.
<b>TOTAL TO FORM 990, PART IV, LINE 65, COLUMN B</b>	<b>8,183.</b>

FORM 990 PROGRAM SERVICE REVENUE STATEMENT 12

DESCRIPTION	BUS CODE	UNRELATED BUSINESS INC	EXCL CODE	EXCLUDED AMOUNT	RELATED OR EXEMPT FUNCTION INCOME
CONCERT/WORSHIP ACTIVIT					159,102.
REIMBURSED TRAVEL EXPEN					43,526.
ROYALTY INCOME			15	6,584.	
EDITING SUITE INCOME	519100	33,472.			
WEDDING CHAPEL	900002	<28,306.>			
MISCELLANEOUS OTHER INCOME			01	1,513.	
PRODUCTION OF TELEVISION SHOW					50,000.
<b>TO FORM 990, PART VII, LINE 93</b>		<b>5,166.</b>		<b>8,097.</b>	<b>252,628.</b>

SCHEDULE A	OTHER INCOME			STATEMENT 13
DESCRIPTION	2003 AMOUNT	2002 AMOUNT	2001 AMOUNT	2000 AMOUNT
OTHER INCOME	0.	1,466.	0.	0.
TOTAL TO SCHEDULE A, LINE 22	0.	1,466.	0.	0.