


Form 990



Department of the Treasury  
Internal Revenue Service

Return of Organization Exempt From Income Tax

Under section 501(c), 527, or 4947(a)(1) of the Internal Revenue Code (except private foundations)

Do not enter social security numbers on this form as it may be made public

Information about Form 990 and its instructions is at [www.irs.gov/form990](http://www.irs.gov/form990)

OMB No 1545-0047

2014

Open to Public Inspection

A For the 2014 calendar year, or tax year beginning 09-01-2014 , and ending 08-31-2015

☐ Check if applicable

☐ Address change

☐ Name change

☐ Initial return

☐ Final return/terminated

☐ Amended return

☐ Application pending

C Name of organization  
THE BOARD OF TRUSTEES OF THE LELAND STANFORD JUNIOR UNIVERSITY  
% CHRISTOPHER CANELLOS

Doing business as  
STANFORD UNIVERSITY

Number and street (or P O box if mail is not delivered to street address)Room/suite

3145 PORTER DRIVE

City or town, state or province, country, and ZIP or foreign postal code  
PALO ALTO, CA 94304

F Name and address of principal officer  
John Hennessy  
Building 10  
Stanford, CA 94305

H(a) Is this a group return for subordinates?

☐ Yes☒ No

H(b) Are all subordinates included?

☐ Yes☐ No

If "No," attach a list (see instructions)

H(c) Group exemption number ▶

D Employer identification number  
94-1156365

E Telephone number  
(650) 725-1732

G Gross receipts \$ 33,572,755,723

I Tax-exempt status

☒ 501(c)(3)☐ 501(c) ( ) ◀(insert no )☐ 4947(a)(1) or☐ 527

J Website: ▶ WWW.STANFORD.EDU

K Form of organization

☒ Corporation☐ Trust☐ Association☐ Other ▶

L Year of formation 1885

M State of legal domicile CA

Part I

Summary

Activities & Governance	1	Briefly describe the organization's mission or most significant activities STANFORD UNIVERSITY IS ONE OF A SELECT GROUP OF AMERICAN UNIVERSITIES THAT HAVE ACHIEVED EMINENCE IN BOTH UNDERGRADUATE AND GRADUATE EDUCATION AND RESEARCH - CONT'D SCH O		
	2	Check this box <input type="checkbox"/> if the organization discontinued its operations or disposed of more than 25% of its net assets		
	3	Number of voting members of the governing body (Part VI, line 1a)	3	38
	4	Number of independent voting members of the governing body (Part VI, line 1b)	4	35
	5	Total number of individuals employed in calendar year 2014 (Part V, line 2a)	5	35,834
	6	Total number of volunteers (estimate if necessary)	6	11,000
	7a	Total unrelated business revenue from Part VIII, column (C), line 12	7a	117,106,594
	b	Net unrelated business taxable income from Form 990-T, line 34	7b	
Revenue	8	Contributions and grants (Part VIII, line 1h)	Prior Year	Current Year
	9	Program service revenue (Part VIII, line 2g)	1,821,722,630	1,969,404,372
	10	Investment income (Part VIII, column (A), lines 3, 4, and 7d)	2,201,349,358	2,332,294,470
	11	Other revenue (Part VIII, column (A), lines 5, 6d, 8c, 9c, 10c, and 11e)	1,579,276,073	1,612,622,067
	12	Total revenue—add lines 8 through 11 (must equal Part VIII, column (A), line 12)	114,675,185	121,084,211
Expenses	13	Grants and similar amounts paid (Part IX, column (A), lines 1–3)	5,717,023,246	6,035,405,120
	14	Benefits paid to or for members (Part IX, column (A), line 4)	413,338,102	430,681,530
	15	Salaries, other compensation, employee benefits (Part IX, column (A), lines 5–10)	0	0
	16a	Professional fundraising fees (Part IX, column (A), line 11e)	2,659,609,408	2,848,707,999
	b	Total fundraising expenses (Part IX, column (D), line 25) ▶91,587,238	763,836	731,997
	17	Other expenses (Part IX, column (A), lines 11a–11d, 11f–24e)		
	18	Total expenses Add lines 13–17 (must equal Part IX, column (A), line 25)	1,567,849,260	1,770,805,789
	19	Revenue less expenses Subtract line 18 from line 12	4,641,560,606	5,050,927,315
			1,075,462,640	984,477,805
Net Assets or Fund Balances			Beginning of Current Year	End of Year
	20	Total assets (Part X, line 16)		
	21	Total liabilities (Part X, line 26)	35,227,473,556	36,213,882,456
	22	Net assets or fund balances Subtract line 21 from line 20	6,006,332,328	5,780,402,229
			29,221,141,228	30,433,480,227

Part II

Signature Block

Under penalties of perjury, I declare that I have examined this return, including my knowledge and belief, it is true, correct, and complete Declaration of preparer (other than officer) is based on all information of which preparer has any knowledge

Sign Here

Signature of officer

M SUZANNE CALANDRA SR ASSOCIATE VP FOR FINANCE

Type or print name and title

Paid Preparer Use Only

Print/Type preparer's name  
ROBERT W FRIZ

Preparer's signature  
ROBERT W FRIZ

Firm's name ▶ PncewaterhouseCoopers LLP

Firm's address ▶ 2001 MARKET STREET STE 1800  
PHILADELPHIA, PA 19103

May the IRS discuss this return with the preparer shown above? (see instructions)

For Paperwork Reduction Act Notice, see the separate instructions.

Part III

Statement of Program Service Accomplishments

Check if Schedule O contains a response or note to any line in this Part III

☐ ☒

1

Briefly describe the organization's mission

STANFORD UNIVERSITY IS ONE OF A SELECT GROUP OF AMERICAN UNIVERSITIES THAT HAVE ACHIEVED EMINENCE IN BOTH UNDERGRADUATE AND GRADUATE EDUCATION AND RESEARCH - CONT'D SCH O

2

Did the organization undertake any significant program services during the year which were not listed on the prior Form 990 or 990-EZ?

☐ Yes ☒ No

If "Yes," describe these new services on Schedule O

3

Did the organization cease conducting, or make significant changes in how it conducts, any program services?

☐ Yes ☒ No

If "Yes," describe these changes on Schedule O

4

Describe the organization's program service accomplishments for each of its three largest program services, as measured by expenses Section 501(c)(3) and 501(c)(4) organizations are required to report the amount of grants and allocations to others, the total expenses, and revenue, if any, for each program service reported

4a

(Code ) (Expenses \$ 1,613,004,544 including grants of \$ 41,076,721 ) (Revenue \$ 751,563,395 )

INSTRUCTION AND DEPARTMENTAL RESEARCH - SEE SCH O

4b

(Code ) (Expenses \$ 1,159,430,326 including grants of \$ 21,789,454 ) (Revenue \$ 178,270,065 )

ORGANIZED RESEARCH - REVENUE AMOUNT REPORTED ON LINE 4B DOES NOT INCLUDE \$1,096,386,460 IN GOVERNMENT RESEARCH SUPPORT CONT'D SCH O

4c

(Code ) (Expenses \$ 962,598,778 including grants of \$ 1,105,644 ) (Revenue \$ 1,005,264,887 )

UNIVERSITY AUXILIARY ACTIVITIES - SEE SCH O

4d

Other program services (Describe in Schedule O )
























(Expenses \$ 692,005,267 including grants of \$ 366,709,711 ) (Revenue \$ 397,196,123 )

4e

Total program service expenses

4,427,038,915

Part IV Checklist of Required Schedules

	Yes	No
1 Is the organization described in section 501(c)(3) or 4947(a)(1) (other than a private foundation)? If "Yes," complete Schedule A 	1 Yes	
2 Is the organization required to complete Schedule B, Schedule of Contributors (see instructions)?	2	No
3 Did the organization engage in direct or indirect political campaign activities on behalf of or in opposition to candidates for public office? If "Yes," complete Schedule C, Part I 	3	No
4 <b>Section 501(c)(3) organizations.</b> Did the organization engage in lobbying activities, or have a section 501(h) election in effect during the tax year? If "Yes," complete Schedule C, Part II 	4 Yes	
5 Is the organization a section 501(c)(4), 501(c)(5), or 501(c)(6) organization that receives membership dues, assessments, or similar amounts as defined in Revenue Procedure 98-19? If "Yes," complete Schedule C, Part III 	5	No
6 Did the organization maintain any donor advised funds or any similar funds or accounts for which donors have the right to provide advice on the distribution or investment of amounts in such funds or accounts? If "Yes," complete Schedule D, Part I 	6 Yes	
7 Did the organization receive or hold a conservation easement, including easements to preserve open space, the environment, historic land areas, or historic structures? If "Yes," complete Schedule D, Part II 	7	No
8 Did the organization maintain collections of works of art, historical treasures, or other similar assets? If "Yes," complete Schedule D, Part III 	8 Yes	
9 Did the organization report an amount in Part X, line 21 for escrow or custodial account liability, serve as a custodian for amounts not listed in Part X, or provide credit counseling, debt management, credit repair, or debt negotiation services? If "Yes," complete Schedule D, Part IV 	9	No
10 Did the organization, directly or through a related organization, hold assets in temporarily restricted endowments, permanent endowments, or quasi-endowments? If "Yes," complete Schedule D, Part V 	10 Yes	
11 If the organization's answer to any of the following questions is "Yes," then complete Schedule D, Parts VI, VII, VIII, IX, or X as applicable		
a Did the organization report an amount for land, buildings, and equipment in Part X, line 10? If "Yes," complete Schedule D, Part VI 	11a Yes	
b Did the organization report an amount for investments—other securities in Part X, line 12 that is 5% or more of its total assets reported in Part X, line 16? If "Yes," complete Schedule D, Part VII 	11b Yes	
c Did the organization report an amount for investments—program related in Part X, line 13 that is 5% or more of its total assets reported in Part X, line 16? If "Yes," complete Schedule D, Part VIII 	11c	No
d Did the organization report an amount for other assets in Part X, line 15 that is 5% or more of its total assets reported in Part X, line 16? If "Yes," complete Schedule D, Part IX 	11d	No
e Did the organization report an amount for other liabilities in Part X, line 25? If "Yes," complete Schedule D, Part X 	11e Yes	
f Did the organization's separate or consolidated financial statements for the tax year include a footnote that addresses the organization's liability for uncertain tax positions under FIN 48 (ASC 740)? If "Yes," complete Schedule D, Part X 	11f Yes	
12a Did the organization obtain separate, independent audited financial statements for the tax year? If "Yes," complete Schedule D, Parts XI and XII 	12a	No
b Was the organization included in consolidated, independent audited financial statements for the tax year? If "Yes," and if the organization answered "No" to line 12a, then completing Schedule D, Parts XI and XII is optional 	12b Yes	
13 Is the organization a school described in section 170(b)(1)(A)(ii)? If "Yes," complete Schedule E 	13 Yes	
14a Did the organization maintain an office, employees, or agents outside of the United States?	14a Yes	
b Did the organization have aggregate revenues or expenses of more than \$10,000 from grantmaking, fundraising, business, investment, and program service activities outside the United States, or aggregate foreign investments valued at \$100,000 or more? If "Yes," complete Schedule F, Parts I and IV 	14b Yes	
15 Did the organization report on Part IX, column (A), line 3, more than \$5,000 of grants or other assistance to or for any foreign organization? If "Yes," complete Schedule F, Parts II and IV 	15 Yes	
16 Did the organization report on Part IX, column (A), line 3, more than \$5,000 of aggregate grants or other assistance to or for foreign individuals? If "Yes," complete Schedule F, Parts III and IV 	16 Yes	
17 Did the organization report a total of more than \$15,000 of expenses for professional fundraising services on Part IX, column (A), lines 6 and 11e? If "Yes," complete Schedule G, Part I (see instructions) 	17 Yes	
18 Did the organization report more than \$15,000 total of fundraising event gross income and contributions on Part VIII, lines 1c and 8a? If "Yes," complete Schedule G, Part II 	18 Yes	
19 Did the organization report more than \$15,000 of gross income from gaming activities on Part VIII, line 9a? If "Yes," complete Schedule G, Part III 	19	No
20a Did the organization operate one or more hospital facilities? If "Yes," complete Schedule H	20a	No
b If "Yes" to line 20a, did the organization attach a copy of its audited financial statements to this return?	20b	

Part IV

Checklist of Required Schedules (continued)

21	Did the organization report more than \$5,000 of grants or other assistance to any domestic organization or domestic government on Part IX, column (A), line 1? <i>If "Yes," complete Schedule I, Parts I and II</i> . . . . .	21	Yes	
22	Did the organization report more than \$5,000 of grants or other assistance to or for domestic individuals on Part IX, column (A), line 2? <i>If "Yes," complete Schedule I, Parts I and III</i> . . . . .	22	Yes	
23	Did the organization answer "Yes" to Part VII, Section A, line 3, 4, or 5 about compensation of the organization's current and former officers, directors, trustees, key employees, and highest compensated employees? <i>If "Yes," complete Schedule J</i> . . . . .	23	Yes	
24a	Did the organization have a tax-exempt bond issue with an outstanding principal amount of more than \$100,000 as of the last day of the year, that was issued after December 31, 2002? <i>If "Yes," answer lines 24b through 24d and complete Schedule K. If "No," go to line 25a</i> . . . . .	24a	Yes	
b	Did the organization invest any proceeds of tax-exempt bonds beyond a temporary period exception? . . . .	24b		No
c	Did the organization maintain an escrow account other than a refunding escrow at any time during the year to defease any tax-exempt bonds? . . . . .	24c		No
d	Did the organization act as an "on behalf of" issuer for bonds outstanding at any time during the year? . . . .	24d		No
25a	<b>Section 501(c)(3), 501(c)(4), and 501(c)(29) organizations.</b> Did the organization engage in an excess benefit transaction with a disqualified person during the year? <i>If "Yes," complete Schedule L, Part I</i> . . . . .	25a		No
b	Is the organization aware that it engaged in an excess benefit transaction with a disqualified person in a prior year, and that the transaction has not been reported on any of the organization's prior Forms 990 or 990-EZ? <i>If "Yes," complete Schedule L, Part I</i> . . . . .	25b		No
26	Did the organization report any amount on Part X, line 5, 6, or 22 for receivables from or payables to any current or former officers, directors, trustees, key employees, highest compensated employees, or disqualified persons? <i>If "Yes," complete Schedule L, Part II</i> . . . . .	26	Yes	
27	Did the organization provide a grant or other assistance to an officer, director, trustee, key employee, substantial contributor or employee thereof, a grant selection committee member, or to a 35% controlled entity or family member of any of these persons? <i>If "Yes," complete Schedule L, Part III</i> . . . . .	27	Yes	
28	Was the organization a party to a business transaction with one of the following parties (see Schedule L, Part IV instructions for applicable filing thresholds, conditions, and exceptions)			
a	A current or former officer, director, trustee, or key employee? <i>If "Yes," complete Schedule L, Part IV</i> . . . . .	28a		No
b	A family member of a current or former officer, director, trustee, or key employee? <i>If "Yes," complete Schedule L, Part IV</i> . . . . .	28b	Yes	
c	An entity of which a current or former officer, director, trustee, or key employee (or a family member thereof) was an officer, director, trustee, or direct or indirect owner? <i>If "Yes," complete Schedule L, Part IV</i> . . . . .	28c		No
29	Did the organization receive more than \$25,000 in non-cash contributions? <i>If "Yes," complete Schedule M</i> . . . .	29	Yes	
30	Did the organization receive contributions of art, historical treasures, or other similar assets, or qualified conservation contributions? <i>If "Yes," complete Schedule M</i> . . . . .	30	Yes	
31	Did the organization liquidate, terminate, or dissolve and cease operations? <i>If "Yes," complete Schedule N, Part I</i> . . . . .	31		No
32	Did the organization sell, exchange, dispose of, or transfer more than 25% of its net assets? <i>If "Yes," complete Schedule N, Part II</i> . . . . .	32		No
33	Did the organization own 100% of an entity disregarded as separate from the organization under Regulations sections 301.7701-2 and 301.7701-3? <i>If "Yes," complete Schedule R, Part I</i> . . . . .	33	Yes	
34	Was the organization related to any tax-exempt or taxable entity? <i>If "Yes," complete Schedule R, Part II, III, or IV, and Part V, line 1</i> . . . . .	34	Yes	
35a	Did the organization have a controlled entity within the meaning of section 512(b)(13)?	35a	Yes	
b	If 'Yes' to line 35a, did the organization receive any payment from or engage in any transaction with a controlled entity within the meaning of section 512(b)(13)? <i>If "Yes," complete Schedule R, Part V, line 2</i> . . . . .	35b	Yes	
36	<b>Section 501(c)(3) organizations.</b> Did the organization make any transfers to an exempt non-charitable related organization? <i>If "Yes," complete Schedule R, Part V, line 2</i> . . . . .	36	Yes	
37	Did the organization conduct more than 5% of its activities through an entity that is not a related organization and that is treated as a partnership for federal income tax purposes? <i>If "Yes," complete Schedule R, Part VI</i> . . . . .	37		No
38	Did the organization complete Schedule O and provide explanations in Schedule O for Part VI, lines 11b and 19? <b>Note.</b> All Form 990 filers are required to complete Schedule O . . . . .	38	Yes	

Part V

Statements Regarding Other IRS Filings and Tax Compliance

Check if Schedule O contains a response or note to any line in this Part V

☐

		Yes	No		
1a	Enter the number reported in Box 3 of Form 1096 Enter -0- if not applicable	1a	28,564		
b	Enter the number of Forms W-2G included in line 1a Enter -0- if not applicable	1b	0		
c	Did the organization comply with backup withholding rules for reportable payments to vendors and reportable gaming (gambling) winnings to prize winners?	1c	Yes		
2a	Enter the number of employees reported on Form W-3, Transmittal of Wage and Tax Statements, filed for the calendar year ending with or within the year covered by this return	2a	35,834		
b	If at least one is reported on line 2a, did the organization file all required federal employment tax returns? <b>Note.</b> If the sum of lines 1a and 2a is greater than 250, you may be required to e-file (see instructions)	2b	Yes		
3a	Did the organization have unrelated business gross income of \$1,000 or more during the year?	3a	Yes		
b	If "Yes," has it filed a Form 990-T for this year? <i>If "No" to line 3b, provide an explanation in Schedule O</i>	3b	Yes		
4a	At any time during the calendar year, did the organization have an interest in, or a signature or other authority over, a financial account in a foreign country (such as a bank account, securities account, or other financial account)?	4a	Yes		
b	If "Yes," enter the name of the foreign country See instructions for filing requirements for FinCEN Form 114, Report of Foreign Bank and Financial Accounts (FBAR)				
5a	Was the organization a party to a prohibited tax shelter transaction at any time during the tax year?	5a		No	
b	Did any taxable party notify the organization that it was or is a party to a prohibited tax shelter transaction?	5b		No	
c	If "Yes," to line 5a or 5b, did the organization file Form 8886-T?	5c			
6a	Does the organization have annual gross receipts that are normally greater than \$100,000, and did the organization solicit any contributions that were not tax deductible as charitable contributions?	6a		No	
b	If "Yes," did the organization include with every solicitation an express statement that such contributions or gifts were not tax deductible?	6b			
7	Organizations that may receive deductible contributions under section 170(c).				
a	Did the organization receive a payment in excess of \$75 made partly as a contribution and partly for goods and services provided to the payor?	7a	Yes		
b	If "Yes," did the organization notify the donor of the value of the goods or services provided?	7b	Yes		
c	Did the organization sell, exchange, or otherwise dispose of tangible personal property for which it was required to file Form 8282?	7c	Yes		
d	If "Yes," indicate the number of Forms 8282 filed during the year	7d	15		
e	Did the organization receive any funds, directly or indirectly, to pay premiums on a personal benefit contract?	7e		No	
f	Did the organization, during the year, pay premiums, directly or indirectly, on a personal benefit contract?	7f		No	
g	If the organization received a contribution of qualified intellectual property, did the organization file Form 8899 as required?	7g			
h	If the organization received a contribution of cars, boats, airplanes, or other vehicles, did the organization file a Form 1098-C?	7h			
8	Sponsoring organizations maintaining donor advised funds. Did a donor advised fund maintained by the sponsoring organization have excess business holdings at any time during the year?	8		No	
9a	Did the sponsoring organization make any taxable distributions under section 4966?	9a		No	
b	Did the sponsoring organization make a distribution to a donor, donor advisor, or related person?	9b		No	
10	Section 501(c)(7) organizations. Enter				
a	Initiation fees and capital contributions included on Part VIII, line 12	10a			
b	Gross receipts, included on Form 990, Part VIII, line 12, for public use of club facilities	10b			
11	Section 501(c)(12) organizations. Enter				
a	Gross income from members or shareholders	11a			
b	Gross income from other sources (Do not net amounts due or paid to other sources against amounts due or received from them)	11b			
12a	Section 4947(a)(1) non-exempt charitable trusts. Is the organization filing Form 990 in lieu of Form 1041?	12a			
b	If "Yes," enter the amount of tax-exempt interest received or accrued during the year	12b			
13	Section 501(c)(29) qualified nonprofit health insurance issuers.				
a	Is the organization licensed to issue qualified health plans in more than one state? <b>Note.</b> See the instructions for additional information the organization must report on Schedule O	13a			
b	Enter the amount of reserves the organization is required to maintain by the states in which the organization is licensed to issue qualified health plans	13b			
c	Enter the amount of reserves on hand	13c			
14a	Did the organization receive any payments for indoor tanning services during the tax year?	14a		No	
b	If "Yes," has it filed a Form 720 to report these payments? <i>If "No," provide an explanation in Schedule O</i>	14b			

Part VI

Governance, Management, and Disclosure

For each "Yes" response to lines 2 through 7b below, and for a "No" response to lines 8a, 8b, or 10b below, describe the circumstances, processes, or changes in Schedule O. See instructions.

Check if Schedule O contains a response or note to any line in this Part VI

Section A. Governing Body and Management

		Yes	No
1a	Enter the number of voting members of the governing body at the end of the tax year . . . . .		
	If there are material differences in voting rights among members of the governing body, or if the governing body delegated broad authority to an executive committee or similar committee, explain in Schedule O		
b	Enter the number of voting members included in line 1a, above, who are independent . . . . .		
2	Did any officer, director, trustee, or key employee have a family relationship or a business relationship with any other officer, director, trustee, or key employee? . . . . .	2	Yes
3	Did the organization delegate control over management duties customarily performed by or under the direct supervision of officers, directors or trustees, or key employees to a management company or other person? . . . . .	3	No
4	Did the organization make any significant changes to its governing documents since the prior Form 990 was filed? . . . . .	4	No
5	Did the organization become aware during the year of a significant diversion of the organization's assets? . . . . .	5	No
6	Did the organization have members or stockholders? . . . . .	6	No
7a	Did the organization have members, stockholders, or other persons who had the power to elect or appoint one or more members of the governing body? . . . . .	7a	No
b	Are any governance decisions of the organization reserved to (or subject to approval by) members, stockholders, or persons other than the governing body? . . . . .	7b	No
8	Did the organization contemporaneously document the meetings held or written actions undertaken during the year by the following		
a	The governing body? . . . . .	8a	Yes
b	Each committee with authority to act on behalf of the governing body? . . . . .	8b	Yes
9	Is there any officer, director, trustee, or key employee listed in Part VII, Section A, who cannot be reached at the organization's mailing address? If "Yes," provide the names and addresses in Schedule O . . . . .	9	No

Section B. Policies (This Section B requests information about policies not required by the Internal Revenue Code.)

		Yes	No
10a	Did the organization have local chapters, branches, or affiliates? . . . . .	10a	No
b	If "Yes," did the organization have written policies and procedures governing the activities of such chapters, affiliates, and branches to ensure their operations are consistent with the organization's exempt purposes? . . . . .	10b	
11a	Has the organization provided a complete copy of this Form 990 to all members of its governing body before filing the form? . . . . .	11a	Yes
b	Describe in Schedule O the process, if any, used by the organization to review this Form 990 . . . . .		
12a	Did the organization have a written conflict of interest policy? If "No," go to line 13 . . . . .	12a	Yes
b	Were officers, directors, or trustees, and key employees required to disclose annually interests that could give rise to conflicts? . . . . .	12b	Yes
c	Did the organization regularly and consistently monitor and enforce compliance with the policy? If "Yes," describe in Schedule O how this was done . . . . .	12c	Yes
13	Did the organization have a written whistleblower policy? . . . . .	13	Yes
14	Did the organization have a written document retention and destruction policy? . . . . .	14	Yes
15	Did the process for determining compensation of the following persons include a review and approval by independent persons, comparability data, and contemporaneous substantiation of the deliberation and decision?		
a	The organization's CEO, Executive Director, or top management official . . . . .	15a	Yes
b	Other officers or key employees of the organization . . . . .	15b	Yes
	If "Yes" to line 15a or 15b, describe the process in Schedule O (see instructions)		
16a	Did the organization invest in, contribute assets to, or participate in a joint venture or similar arrangement with a taxable entity during the year? . . . . .	16a	No
b	If "Yes," did the organization follow a written policy or procedure requiring the organization to evaluate its participation in joint venture arrangements under applicable federal tax law, and take steps to safeguard the organization's exempt status with respect to such arrangements? . . . . .	16b	

Section C. Disclosure

17	List the States with which a copy of this Form 990 is required to be filed	CA
18	Section 6104 requires an organization to make its Form 1023 (or 1024 if applicable), 990, and 990-T (501(c)(3)s only) available for public inspection. Indicate how you made these available. Check all that apply. <input checked="" type="checkbox"/> Own website <input type="checkbox"/> Another's website <input checked="" type="checkbox"/> Upon request <input type="checkbox"/> Other (explain in Schedule O)	
19	Describe in Schedule O whether (and if so, how) the organization made its governing documents, conflict of interest policy, and financial statements available to the public during the tax year	
20	State the name, address, and telephone number of the person who possesses the organization's books and records CHRISTOPHER CANELLOS 3145 PORTER DRIVE Palo Alto, CA 94304 (650) 725-1732	

Part VII

Compensation of Officers, Directors, Trustees, Key Employees, Highest Compensated Employees, and Independent Contractors

Check if Schedule O contains a response or note to any line in this Part VII

Section A. Officers, Directors, Trustees, Key Employees, and Highest Compensated Employees

**1a** Complete this table for all persons required to be listed. Report compensation for the calendar year ending with or within the organization's tax year.

- List all of the organization's **current** officers, directors, trustees (whether individuals or organizations), regardless of amount of compensation. Enter -0- in columns (D), (E), and (F) if no compensation was paid.
- List all of the organization's **current** key employees, if any. See instructions for definition of "key employee."
- List the organization's five **current** highest compensated employees (other than an officer, director, trustee or key employee) who received reportable compensation (Box 5 of Form W-2 and/or Box 7 of Form 1099-MISC) of more than \$100,000 from the organization and any related organizations.
- List all of the organization's **former** officers, key employees, or highest compensated employees who received more than \$100,000 of reportable compensation from the organization and any related organizations.
- List all of the organization's **former directors or trustees** that received, in the capacity as a former director or trustee of the organization, more than \$10,000 of reportable compensation from the organization and any related organizations.

List persons in the following order: individual trustees or directors; institutional trustees; officers; key employees; highest compensated employees; and former such persons.

☐ Check this box if neither the organization nor any related organization compensated any current officer, director, or trustee

(A) Name and Title	(B) Average hours per week (list any hours for related organizations below dotted line)	(C) Position (do not check more than one box, unless person is both an officer and a director/trustee)						(D) Reportable compensation from the organization (W-2/1099-MISC)	(E) Reportable compensation from related organizations (W-2/1099-MISC)	(F) Estimated amount of other compensation from the organization and related organizations
		Individual trustee or director	Institutional Trustee	Officer	Key employee	Highest compensated employee	Former			

## Part VII

(A) Name and Title	(B) Average hours per week (list any hours for related organizations below dotted line)	(C) Position (do not check more than one box, unless person is both an officer and a director/trustee)						(D) Reportable compensation from the organization (W-2/1099-MISC)	(E) Reportable compensation from related organizations (W-2/1099-MISC)	(F) Estimated amount of other compensation from the organization and related organizations
		Individual trustee or director	Institutional Trustee	Officer	Key employee	Highest compensated employee	Former			

<b>1b</b>	<b>Sub-Total . . . . .</b>			
<b>c</b>	<b>Total from continuation sheets to Part VII, Section A . . . . .</b>			
<b>d</b>	<b>Total (add lines 1b and 1c) . . . . .</b>	20,847,413	0	3,146,252

2 Total number of individuals (including but not limited to those listed above) who received more than \$100,000 of reportable compensation from the organization 5,951

		Yes	No
3	Did the organization list any <b>former</b> officer, director or trustee, key employee, or highest compensated employee on line 1a? <i>If "Yes," complete Schedule J for such individual</i> . . . . .	3 Yes	
4	For any individual listed on line 1a, is the sum of reportable compensation and other compensation from the organization and related organizations greater than \$150,000? <i>If "Yes," complete Schedule J for such individual</i> . . . . .	4 Yes	
5	Did any person listed on line 1a receive or accrue compensation from any unrelated organization or individual for services rendered to the organization? <i>If "Yes," complete Schedule J for such person</i> . . . . .	5	No

## Section B. Independent Contractors

**1** Complete this table for your five highest compensated independent contractors that received more than \$100,000 of compensation from the organization. Report compensation for the calendar year ending with or within the organization's tax year.

(A)	(B)	(C)
Name and business address	Description of services	Compensation
THE WHITING-TURNER CONTRACTING CO, PO BOX 17596 BALTIMORE, MD 212971596	CONSTRUCTION	188,521,107
VANCE BROWN INC, 3197 PARK BOULEVARD PALO ALTO, CA 94306	CONSTRUCTION	71,022,582
DEVCON CONSTRUCTION INC, 690 GIBRALTAR DR MILPITAS, CA 95035	CONSTRUCTION	67,739,148
MCCARTHY BUILDING COMPANIES INC, 2665 N 1st St 102 SAN JOSE, CA 95134	CONSTRUCTION	17,958,366
HATHAWAY DINWIDDIE CONSTRUCTION CO, 565 LAURELWOOD RD SANTA CLARA, CA 950542419	CONSTRUCTION	17,209,569

**2** Total number of independent contractors (including but not limited to those listed above) who received more than \$100,000 of compensation from the organization ▶758

Part VIII

Statement of Revenue

Check if Schedule O contains a response or note to any line in this Part VIII

			(A) Total revenue	(B) Related or exempt function revenue	(C) Unrelated business revenue	(D) Revenue excluded from tax under sections 512-514
Contributions, Gifts, Grants and Other Similar Amounts	1a	Federated campaigns . . . . . 1a				
	b	Membership dues . . . . . 1b				
	c	Fundraising events . . . . . 1c	1,873,289			
	d	Related organizations . . . . . 1d				
	e	Government grants (contributions) 1e	1,096,386,460			
	f	All other contributions, gifts, grants, and similar amounts not included above 1f	871,144,623			
	g	Noncash contributions included in lines 1a-1f \$	265,099,067			
	h	Total. Add lines 1a-1f . . . . .	1,969,404,372			
Program Service Revenue	2a	STUDENT INCOME	900099	824,202,076	824,202,076	
	b	GOVT & NON GOVT CONTRACT	900099	178,270,065	178,270,065	
	c	PATIENT CARE	900099	840,960,864	840,960,864	
	d	SPECIAL PROGRAMS	900099	487,862,652	487,862,652	
	e	DRIVING RANGE	713910	622,026	622,026	
	f	All other program service revenue		376,787	376,787	
	g	Total. Add lines 2a-2f . . . . .	2,332,294,470			
Other Revenue	3	Investment income (including dividends, interest, and other similar amounts) . . . . .	248,759,573		16,187,045	232,572,528
	4	Income from investment of tax-exempt bond proceeds . . . . .	170,716			170,716
	5	Royalties . . . . .	7,650,063			7,650,063
	6a	(i) Real				
		(ii) Personal				
		Gross rents	145,954,421			
		Less rental expenses	34,747,030			
	b	Net rental income or (loss) . . . . .	111,207,391			111,207,391
	7a	(i) Securities				
		(ii) Other				
		Gross amount from sales of assets other than inventory	28,835,066,166			
		Less cost or other basis and sales expenses	27,472,929,774			
	b	Net gain or (loss) . . . . .	1,363,691,778		99,920,736	1,263,771,042
	8a	Gross income from fundraising events (not including \$ 1,873,289 of contributions reported on line 1c) See Part IV, line 18 . . . . .				
		a	69,264			
		b	364,799			
		Net income or (loss) from fundraising events . . . . .	-295,535			-295,535
	9a	Gross income from gaming activities See Part IV, line 19 . . . . .				
		a				
		b				
		Net income or (loss) from gaming activities . . . . .	0			
	10a	Gross sales of inventory, less returns and allowances . . . . .				
		a	4,247,678			
		b	1,725,386			
		Net income or (loss) from sales of inventory . . . . .	2,522,292			2,522,292
	Miscellaneous Revenue		Business Code			
	11a					
	b					
	c					
	d	All other revenue . . . . .				
	e	Total. Add lines 11a-11d . . . . .	0			
	12	Total revenue. See Instructions . . . . .	6,035,405,120	2,331,295,657	117,106,594	1,617,598,497

Part IX

Statement of Functional Expenses

Section 501(c)(3) and 501(c)(4) organizations must complete all columns All other organizations must complete column (A)

Check if Schedule O contains a response or note to any line in this Part IX

Do not include amounts reported on lines 6b, 7b, 8b, 9b, and 10b of Part VIII.		(A) Total expenses	(B) Program service expenses	(C) Management and general expenses	(D) Fundraising expenses
1	Grants and other assistance to domestic organizations and domestic governments See Part IV, line 21	21,328,000	21,328,000		
2	Grants and other assistance to domestic individuals See Part IV, line 22	401,194,864	401,194,864		
3	Grants and other assistance to foreign organizations, foreign governments, and foreign individuals See Part IV, lines 15 and 16	8,158,666	8,158,666		
4	Benefits paid to or for members	0			
5	Compensation of current officers, directors, trustees, and key employees	10,952,387	3,833,335	6,242,861	876,191
6	Compensation not included above, to disqualified persons (as defined under section 4958(f)(1)) and persons described in section 4958(c)(3)(B)	527,177	337,393		189,784
7	Other salaries and wages	2,267,992,619	2,084,254,313	131,949,166	51,789,140
8	Pension plan accruals and contributions (include section 401(k) and 403(b) employer contributions)	139,984,752	119,225,991	17,027,580	3,731,181
9	Other employee benefits	303,282,698	261,658,094	33,147,384	8,477,220
10	Payroll taxes	125,968,366	106,019,127	16,456,721	3,492,518
11	Fees for services (non-employees)				
a	Management	2,873,657	2,662,872	210,785	
b	Legal	11,779,288	1,047,833	10,631,788	99,667
c	Accounting	865,312	218,174	646,866	272
d	Lobbying	65,986	6,599	59,387	
e	Professional fundraising services See Part IV, line 17	731,997			731,997
f	Investment management fees	59,622,713		59,622,713	
g	Other (If line 11g amount exceeds 10% of line 25, column (A) amount, list line 11g expenses on Schedule O)	223,108,408	177,682,074	42,101,143	3,325,191
12	Advertising and promotion	5,586,321	5,477,426	26,951	81,944
13	Office expenses	286,583,581	251,919,981	29,670,130	4,993,470
14	Information technology	26,733,092	16,636,959	9,441,395	654,738
15	Royalties	8,459,915	3,788,793	4,653,330	17,792
16	Occupancy	203,328,116	180,666,667	20,129,239	2,532,210
17	Travel	78,123,491	72,154,805	3,766,046	2,202,640
18	Payments of travel or entertainment expenses for any federal, state, or local public officials	5,422		5,422	
19	Conferences, conventions, and meetings	16,444,027	14,519,668	1,728,565	195,794
20	Interest	89,314,361	85,918,716	2,835,952	559,693
21	Payments to affiliates	0			
22	Depreciation, depletion, and amortization	334,592,411	285,310,209	46,576,498	2,705,704
23	Insurance	20,052,883	6,329,996	13,668,203	54,684
24	Other expenses Itemize expenses not covered above (List miscellaneous expenses in line 24e If line 24e amount exceeds 10% of line 25, column (A) amount, list line 24e expenses on Schedule O)				
a	EQUIPMENT RENT & MAINTENANCE	9,747,301	8,430,481	1,178,547	138,273
b	PRINTING & PUBLICATION	11,548,847	8,737,529	1,425,000	1,386,318
c	SLAC NON-SALARY EXPENSE	204,770,497	204,687,065	76,685	6,747
d	RESEARCH SUBAWARDS	69,696,344	69,696,344		
e	All other expenses	107,503,816	25,136,941	79,022,805	3,344,070
25	Total functional expenses. Add lines 1 through 24e	5,050,927,315	4,427,038,915	532,301,162	91,587,238
26	Joint costs. Complete this line only if the organization reported in column (B) joint costs from a combined educational campaign and fundraising solicitation Check here if following SOP 98-2 (ASC 958-720)				

Part X

Balance Sheet

Check if Schedule O contains a response or note to any line in this Part X

☒

				(A) Beginning of year		(B) End of year
Assets	1	Cash—non-interest-bearing . . . . .		197,773	1	193,026
	2	Savings and temporary cash investments . . . . .		630,016,595	2	708,010,967
	3	Pledges and grants receivable, net . . . . .		711,795,169	3	760,519,089
	4	Accounts receivable, net . . . . .		540,899,348	4	314,485,517
	5	Loans and other receivables from current and former officers, directors, trustees, key employees, and highest compensated employees. Complete Part II of Schedule L . . . . .		10,146,687	5	8,802,013
	6	Loans and other receivables from other disqualified persons (as defined under section 4958(f)(1)), persons described in section 4958(c)(3)(B), and contributing employers and sponsoring organizations of section 501(c)(9) voluntary employees' beneficiary organizations (see instructions). Complete Part II of Schedule L . . . . .		0	6	0
	7	Notes and loans receivable, net . . . . .		578,481,451	7	622,413,936
	8	Inventories for sale or use . . . . .		5,613,335	8	5,179,742
	9	Prepaid expenses and deferred charges . . . . .		62,255,758	9	72,122,935
	10a	Land, buildings, and equipment: cost or other basis. Complete Part VI of Schedule D . . . . .	10a	8,679,861,196		
	b	Less: accumulated depreciation . . . . .	10b	3,884,297,258		
				4,558,913,034	10c	4,795,563,938
	11	Investments—publicly traded securities . . . . .		7,118,193,718	11	6,971,378,896
	12	Investments—other securities. See Part IV, line 11 . . . . .		21,010,960,688	12	21,955,212,397
	13	Investments—program-related. See Part IV, line 11 . . . . .		0	13	0
	14	Intangible assets . . . . .		0	14	0
Liabilities	15	Other assets. See Part IV, line 11 . . . . .		0	15	0
	16	<b>Total assets.</b> Add lines 1 through 15 (must equal line 34) . . . . .		35,227,473,556	16	36,213,882,456
	17	Accounts payable and accrued expenses . . . . .		1,443,948,910	17	1,420,242,413
	18	Grants payable . . . . .		0	18	0
	19	Deferred revenue . . . . .		616,574,642	19	652,849,598
	20	Tax-exempt bond liabilities . . . . .		1,501,429,376	20	1,427,153,000
	21	Escrow or custodial account liability. Complete Part IV of Schedule D . . . . .		0	21	0
	22	Loans and other payables to current and former officers, directors, trustees, key employees, highest compensated employees, and disqualified persons. Complete Part II of Schedule L . . . . .		0	22	0
	23	Secured mortgages and notes payable to unrelated third parties . . . . .		1,763,206,815	23	1,658,225,062
	24	Unsecured notes and loans payable to unrelated third parties . . . . .		0	24	0
	25	Other liabilities (including federal income tax, payables to related third parties, and other liabilities not included on lines 17-24). Complete Part X of Schedule D . . . . .		681,172,585	25	621,932,156
	26	<b>Total liabilities.</b> Add lines 17 through 25 . . . . .		6,006,332,328	26	5,780,402,229
Net Assets or Fund Balances		<b>Organizations that follow SFAS 117 (ASC 958), check here</b> <input checked="" type="checkbox"/> <b>and complete lines 27 through 29, and lines 33 and 34.</b>				
	27	Unrestricted net assets . . . . .		15,467,693,876	27	16,507,628,886
	28	Temporarily restricted net assets . . . . .		7,844,163,298	28	7,744,050,783
	29	Permanently restricted net assets . . . . .		5,909,284,054	29	6,181,800,558
		<b>Organizations that do not follow SFAS 117 (ASC 958), check here</b> <input type="checkbox"/> <b>and complete lines 30 through 34.</b>				
	30	Capital stock or trust principal, or current funds . . . . .			30	
	31	Paid-in or capital surplus, or land, building or equipment fund . . . . .			31	
	32	Retained earnings, endowment, accumulated income, or other funds . . . . .			32	
	33	<b>Total net assets or fund balances</b> . . . . .		29,221,141,228	33	30,433,480,227
	34	<b>Total liabilities and net assets/fund balances</b> . . . . .		35,227,473,556	34	36,213,882,456

Part XI Reconciliation of Net Assets

Check if Schedule O contains a response or note to any line in this Part XI . . . . .

1	Total revenue (must equal Part VIII, column (A), line 12) . . . . .	1	6,035,405,120
2	Total expenses (must equal Part IX, column (A), line 25) . . . . .	2	5,050,927,315
3	Revenue less expenses Subtract line 2 from line 1 . . . . .	3	984,477,805
4	Net assets or fund balances at beginning of year (must equal Part X, line 33, column (A)) . . . . .	4	29,221,141,228
5	Net unrealized gains (losses) on investments . . . . .	5	270,085,680
6	Donated services and use of facilities . . . . .	6	
7	Investment expenses . . . . .	7	
8	Prior period adjustments . . . . .	8	
9	Other changes in net assets or fund balances (explain in Schedule O) . . . . .	9	-42,224,486
10	Net assets or fund balances at end of year Combine lines 3 through 9 (must equal Part X, line 33, column (B))	10	30,433,480,227

Part XII Financial Statements and Reporting

Check if Schedule O contains a response or note to any line in this Part XII . . . . .

		Yes	No
1	Accounting method used to prepare the Form 990 <input type="checkbox"/> Cash <input checked="" type="checkbox"/> Accrual <input type="checkbox"/> Other _____ If the organization changed its method of accounting from a prior year or checked "Other," explain in Schedule O		
2a	Were the organization's financial statements compiled or reviewed by an independent accountant? If "Yes," check a box below to indicate whether the financial statements for the year were compiled or reviewed on a separate basis, consolidated basis, or both <input type="checkbox"/> Separate basis <input type="checkbox"/> Consolidated basis <input type="checkbox"/> Both consolidated and separate basis		No
2b	Were the organization's financial statements audited by an independent accountant? If "Yes," check a box below to indicate whether the financial statements for the year were audited on a separate basis, consolidated basis, or both <input type="checkbox"/> Separate basis <input checked="" type="checkbox"/> Consolidated basis <input type="checkbox"/> Both consolidated and separate basis	Yes	
2c	If "Yes," to line 2a or 2b, does the organization have a committee that assumes responsibility for oversight of the audit, review, or compilation of its financial statements and selection of an independent accountant? If the organization changed either its oversight process or selection process during the tax year, explain in Schedule O	Yes	
3a	As a result of a federal award, was the organization required to undergo an audit or audits as set forth in the Single Audit Act and OMB Circular A-133? . . . . .	Yes	
3b	If "Yes," did the organization undergo the required audit or audits? If the organization did not undergo the required audit or audits, explain why in Schedule O and describe any steps taken to undergo such audits	Yes	

Additional Data

Software ID:

Software Version:

EIN: 94-1156365

Name: THE BOARD OF TRUSTEES OF THE LELAND STANFORD JUNIOR UNIVERSITY

Form 990, Part VII - Compensation of Officers, Directors, Trustees, Key Employees, Highest Compensated Employees, and Independent Contractors

(A) Name and Title	(B) Average hours per week (list any hours for related organizations below dotted line)	(C) Position (do not check more than one box, unless person is both an officer and a director/trustee)						(D) Reportable compensation from the organization (W-2/1099-MISC)	(E) Reportable compensation from related organizations (W-2/1099-MISC)	(F) Estimated amount of other compensation from the organization and related organizations
		Individual trustee or director	Institutional Trustee	Officer	Key employee	Highest compensated employee	Former			
(1) JOHN HENNESSY ..... PRESIDENT/TRUSTEE	50 0 ..... 0 0	X		X				884,765	0	381,558
(1) FRED W ALVAREZ ..... TRUSTEE	2 0 ..... 0 0	X						0	0	0
(2) ROBERT M BASS ..... TRUSTEE	2 0 ..... 0 0	X						0	0	0
(3) BROOK H BYERS ..... TRUSTEE	2 0 ..... 0 0	X						0	0	0
(4) JAMES E CANALES ..... TRUSTEE	2 0 ..... 0 0	X						0	0	0
(5) BRET E COMOLLI ..... TRUSTEE, APPOINTED 4/1/15	2 0 ..... 2 0	X						0	0	0
(6) ROANN COSTIN ..... TRUSTEE	2 0 ..... 0 0	X						0	0	0
(7) JAMES G COULTER ..... Trustee	2 0 ..... 0 0	X						0	0	0
(8) DEBORAH A DECOTIS ..... TRUSTEE	2 0 ..... 0 0	X						0	0	0
(9) STEVEN A DENNING ..... TRUSTEE	2 0 ..... 0 0	X						0	0	0
(10) BRUCE W DUNLEVIE ..... TRUSTEE	2 0 ..... 0 0	X						0	0	0
(11) ANGELA S FILO ..... TRUSTEE, APPOINTED 4/1/15	2 0 ..... 0 0	X						0	0	0
(12) ARMANDO GARZA ..... TRUSTEE	2 0 ..... 0 0	X						0	0	0
(13) JOHN A GUNN ..... TRUSTEE	2 0 ..... 2 0	X						0	0	0
(14) GAIL B HARRIS ..... TRUSTEE	2 0 ..... 0 0	X						0	0	0
(15) CHRISTINE U HAZY ..... TRUSTEE	2 0 ..... 0 0	X						0	0	0
(16) RONALD B JOHNSON ..... TRUSTEE	2 0 ..... 2 0	X						0	0	0
(17) LATONIA G KARR ..... TRUSTEE	2 0 ..... 0 0	X						0	0	0
(18) FRANK D LEE ..... TRUSTEE	2 0 ..... 3 0	X						0	0	0
(19) BERNARD LIAUTAUD ..... TRUSTEE	2 0 ..... 0 0	X						0	0	0
(20) SUSAN R MCCAW ..... TRUSTEE	2 0 ..... 0 0	X						0	0	0
(21) LLOYD M METZ ..... TRUSTEE	2 0 ..... 0 0	X						0	0	0
(22) HAMID R MOGHADAM ..... TRUSTEE	2 0 ..... 0 0	X						0	0	0
(23) KENNETH E OLIVIER ..... TRUSTEE, APPOINTED 12/1/14	2 0 ..... 0 0	X						0	0	0
(24) PAUL A ORMOND ..... TRUSTEE	2 0 ..... 0 0	X						0	0	0

Form 990, Part VII - Compensation of Officers, Directors, Trustees, Key Employees, Highest Compensated Employees, and Independent Contractors										
(A) Name and Title	(B) Average hours per week (list any hours for related organizations below dotted line)	(C) Position (do not check more than one box, unless person is both an officer and a director/trustee)						(D) Reportable compensation from the organization (W-2/1099-MISC)	(E) Reportable compensation from related organizations (W-2/1099-MISC)	(F) Estimated amount of other compensation from the organization and related organizations
		Individual trustee or director	Institutional Trustee	Officer	Key employee	Highest compensated employee	Former			
(26) RUTH M PORAT ..... TRUSTEE	2 0 ..... 0 0	X						0	0	0
(1) LAURENE POWELL JOBS ..... TRUSTEE	2 0 ..... 0 0	X						0	0	0
(2) JEFFREY S RAIKES ..... TRUSTEE	2 0 ..... 0 0	X						0	0	0
(3) MINDY B ROGERS ..... TRUSTEE	2 0 ..... 3 0	X						0	0	0
(4) VICTORIA B ROGERS ..... TRUSTEE	2 0 ..... 0 0	X						0	0	0
(5) KAVITARK RAM SHRIRAM ..... TRUSTEE	2 0 ..... 0 0	X						0	0	0
(6) RONALD P SPOGLI ..... TRUSTEE	2 0 ..... 0 0	X						0	0	0
(7) SRINJA SRINIVASAN ..... TRUSTEE	2 0 ..... 0 0	X						0	0	0
(8) ISAAC STEIN ..... TRUSTEE	2 0 ..... 0 5	X						0	0	0
(9) THOMAS F STEYER ..... TRUSTEE	2 0 ..... 0 0	X						0	0	0
(10) GENE SYKES ..... TRUSTEE	2 0 ..... 0 0	X						0	0	0
(11) VAUGHN C WILLIAMS ..... TRUSTEE	2 0 ..... 3 0	X						0	0	0
(12) JERRY YANG ..... TRUSTEE	2 0 ..... 0 0	X						0	0	0
(13) JOHN ETCHEMENDY ..... PROVOST	50 0 ..... 0 0			X				648,855	0	399,616
(14) RANDALL LIVINGSTON ..... VP BUS AFFAIRS/CFO	50 0 ..... 0 0			X				567,212	0	186,086
(15) MARTIN SHELL ..... VP DEVELOPMENT	50 0 ..... 0 0			X				669,960	0	180,473
(16) DEBRA ZUMWALT ..... VP GENERAL COUNSEL	50 0 ..... 0 0			X				601,384	0	71,038
(17) ROBERT C REIDY ..... VP LAND, BUILDINGS & REAL EST	50 0 ..... 0 0			X				706,789	0	164,329
(18) DAVID DEMAREST ..... VP PUBLIC AFFAIRS	50 0 ..... 0 0			X				730,357	0	51,676
(19) HOWARD WOLF ..... PRES OF STANFORD ALUM ASSOC	50 0 ..... 0 0			X				400,868	0	56,761
(20) WILLIAM MADIA ..... VP SLAC NAL	38 0 ..... 0 0			X				488,855	0	29,022
(21) DAVID JONES ..... VP HR, THROUGH 7/10/15	50 0 ..... 0 0			X				349,715	0	50,922
(22) JOHN POWERS ..... PRESIDENT, SMC, THROUGH 5/1/15	50 0 ..... 0 0				X			2,391,674	0	200,182
(23) LLOYD B MINOR ..... DEAN, SCHOOL OF MEDICINE	50 0 ..... 7 0				X			1,599,819	0	372,985
(24) RICHARD SALLER ..... DEAN, SCHOOL OF HUM & SCIENCES	50 0 ..... 0 0				X			574,969	0	37,429

**Form 990, Part VII - Compensation of Officers, Directors, Trustees, Key Employees, Highest Compensated Employees, and Independent Contractors**

(A) Name and Title	(B) Average hours per week (list any hours for related organizations below dotted line)	(C) Position (do not check more than one box, unless person is both an officer and a director/trustee)						(D) Reportable compensation from the organization (W-2/1099-MISC)	(E) Reportable compensation from related organizations (W-2/1099-MISC)	(F) Estimated amount of other compensation from the organization and related organizations
		Individual trustee or director	Institutional Trustee	Officer	Key employee	Highest compensated employee	Former			
(51) GARY STEINBERG ..... CHAIR, NEUROSURGERY	50 0 ..... 0 0					X		1,306,634	0	51,544
(1) YIPING WOO ..... PROF & CHAIR, CARDIO SURGERY	50 0 ..... 0 0					X		1,697,087	0	37,964
(2) DAVID SHAW ..... DIRECTOR OF FOOTBALL	50 0 ..... 0 0					X		3,329,704	0	737,515
(3) FRANK HANLEY ..... CHIEF, PED CARDIOTHORACIC	50 0 ..... 0 0					X		1,889,970	0	51,242
(4) MARK HAYES ..... MNG DIR , SMC, THROUGH 11/7/14	50 0 ..... 0 0					X		1,329,588	0	52,787
(5) PHILIP A PIZZO ..... PROF & FORMER DEAN, SCH OF MED	50 0 ..... 2 0						X	679,208	0	33,123

SCHEDULE A  
(Form 990 or 990EZ)

Department of the  
Treasury  
Internal Revenue Service

Public Charity Status and Public Support

Complete if the organization is a section 501(c)(3) organization or a section 4947(a)(1) nonexempt charitable trust.  
▶ Attach to Form 990 or Form 990-EZ.  
▶ Information about Schedule A (Form 990 or 990-EZ) and its instructions is at [www.irs.gov/form990](http://www.irs.gov/form990).

OMB No 1545-0047

2014

Open to Public Inspection

Name of the organization THE BOARD OF TRUSTEES OF THE LELAND STANFORD JUNIOR UNIVERSITY	Employer identification number 94-1156365
--	--

Part I

Reason for Public Charity Status (All organizations must complete this part.) See instructions.

The organization is not a private foundation because it is (For lines 1 through 11, check only one box )

1

☐

A church, convention of churches, or association of churches described in **section 170(b)(1)(A)(i).**

2

☒

A school described in **section 170(b)(1)(A)(ii).** (Attach Schedule E )

3

☐

A hospital or a cooperative hospital service organization described in **section 170(b)(1)(A)(iii).**

4

☐

A medical research organization operated in conjunction with a hospital described in **section 170(b)(1)(A)(iii).** Enter the hospital's name, city, and state \_\_\_\_\_

5

☐

An organization operated for the benefit of a college or university owned or operated by a governmental unit described in **section 170(b)(1)(A)(iv).** (Complete Part II )

6

☐

A federal, state, or local government or governmental unit described in **section 170(b)(1)(A)(v).**

7

☐

An organization that normally receives a substantial part of its support from a governmental unit or from the general public described in **section 170(b)(1)(A)(vi).** (Complete Part II )

8

☐

A community trust described in **section 170(b)(1)(A)(vi)** (Complete Part II )

9

☐

An organization that normally receives (1) more than 33 1/3% of its support from contributions, membership fees, and gross receipts from activities related to its exempt functions—subject to certain exceptions, and (2) no more than 33 1/3% of its support from gross investment income and unrelated business taxable income (less section 511 tax) from businesses acquired by the organization after June 30, 1975 See **section 509(a)(2).** (Complete Part III )

10

☐

An organization organized and operated exclusively to test for public safety See **section 509(a)(4).**

11

☐

An organization organized and operated exclusively for the benefit of, to perform the functions of, or to carry out the purposes of one or more publicly supported organizations described in section 509(a)(1) or section 509(a)(2) See **section 509(a)(3).** Check the box in lines 11a through 11d that describes the type of supporting organization and complete lines 11e, 11f, and 11g

a

☐

**Type I.** A supporting organization operated, supervised, or controlled by its supported organization(s), typically by giving the supported organization(s) the power to regularly appoint or elect a majority of the directors or trustees of the supporting organization **You must complete Part IV, Sections A and B.**

b

☐

**Type II.** A supporting organization supervised or controlled in connection with its supported organization(s), by having control or management of the supporting organization vested in the same persons that control or manage the supported organization(s) **You must complete Part IV, Sections A and C.**

c

☐

**Type III functionally integrated.** A supporting organization operated in connection with, and functionally integrated with, its supported organization(s) (see instructions) **You must complete Part IV, Sections A, D, and E.**

d

☐

**Type III non-functionally integrated.** A supporting organization operated in connection with its supported organization(s) that is not functionally integrated The organization generally must satisfy a distribution requirement and an attentiveness requirement (see instructions) **You must complete Part IV, Sections A and D, and Part V.**

e

☐

Check this box if the organization received a written determination from the IRS that it is a Type I, Type II, Type III functionally integrated, or Type III non-functionally integrated supporting organization

f

Enter the number of supported organizations . . . . . \_\_\_\_\_

g

Provide the following information about the supported organization(s)

(i)Name of supported organization	(ii) EIN	(iii) Type of organization (described on lines 1- 9 above or IRC section (see instructions))	(iv) Is the organization listed in your governing document?		(v) Amount of monetary support (see instructions)	(vi) Amount of other support (see instructions)
			Yes	No		
Total						

Part II

Support Schedule for Organizations Described in Sections 170(b)(1)(A)(iv) and 170(b)(1)(A)(vi)  
(Complete only if you checked the box on line 5, 7, or 8 of Part I or if the organization failed to qualify under Part III. If the organization fails to qualify under the tests listed below, please complete Part III.)

Section A. Public Support

Calendar year (or fiscal year beginning in) ▶	(a) 2010	(b) 2011	(c) 2012	(d) 2013	(e) 2014	(f) Total
1 Gifts, grants, contributions, and membership fees received (Do not include any "unusual grants.")	1,573,066,590	1,964,094,849	1,719,795,101	1,821,722,630	1,969,404,372	9,048,083,542
2 Tax revenues levied for the organization's benefit and either paid to or expended on its behalf						0
3 The value of services or facilities furnished by a governmental unit to the organization without charge						0
4 Total. Add lines 1 through 3	1,573,066,590	1,964,094,849	1,719,795,101	1,821,722,630	1,969,404,372	9,048,083,542
5 The portion of total contributions by each person (other than a governmental unit or publicly supported organization) included on line 1 that exceeds 2% of the amount shown on line 11, column (f)						28,525,034
6 Public support. Subtract line 5 from line 4						9,019,558,508

Section B. Total Support

Calendar year (or fiscal year beginning in) ▶	(a) 2010	(b) 2011	(c) 2012	(d) 2013	(e) 2014	(f) Total
7 Amounts from line 4	1,573,066,590	1,964,094,849	1,719,795,101	1,821,722,630	1,969,404,372	9,048,083,542
8 Gross income from interest, dividends, payments received on securities loans, rents, royalties and income from similar sources	294,682,535	423,308,665	428,521,264	450,602,864	402,534,773	1,999,650,101
9 Net income from unrelated business activities, whether or not the business is regularly carried on						0
10 Other income. Do not include gain or loss from the sale of capital assets (Explain in Part VI )	5,097,022	5,217,464	6,341,565	5,041,646	4,316,942	26,014,639
11 Total support. Add lines 7 through 10						11,073,748,282

12 Gross receipts from related activities, etc. (see instructions)	12	10,208,535,737
--	----	----------------

13 First five years. If the Form 990 is for the organization's first, second, third, fourth, or fifth tax year as a section 501(c)(3) organization, check this box and **stop here** . . . . . ☐

Section C. Computation of Public Support Percentage

14 Public support percentage for 2014 (line 6, column (f) divided by line 11, column (f))	14	81 450 %
15 Public support percentage for 2013 Schedule A, Part II, line 14	15	81 414 %

- 16a 33 1/3% support test—2014. If the organization did not check the box on line 13, and line 14 is 33 1/3% or more, check this box and **stop here**. The organization qualifies as a publicly supported organization ☒
- b 33 1/3% support test—2013. If the organization did not check a box on line 13 or 16a, and line 15 is 33 1/3% or more, check this box and **stop here**. The organization qualifies as a publicly supported organization ☐
- 17a 10%-facts-and-circumstances test—2014. If the organization did not check a box on line 13, 16a, or 16b, and line 14 is 10% or more, and if the organization meets the "facts-and-circumstances" test, check this box and **stop here**. Explain in Part VI how the organization meets the "facts-and-circumstances" test. The organization qualifies as a publicly supported organization ☐
- b 10%-facts-and-circumstances test—2013. If the organization did not check a box on line 13, 16a, 16b, or 17a, and line 15 is 10% or more, and if the organization meets the "facts-and-circumstances" test, check this box and **stop here**. Explain in Part VI how the organization meets the "facts-and-circumstances" test. The organization qualifies as a publicly supported organization ☐
- 18 Private foundation. If the organization did not check a box on line 13, 16a, 16b, 17a, or 17b, check this box and see instructions ☐

Part IIIPart III

Support Schedule for Organizations Described in Section 509(a)(2)  
(Complete only if you checked the box on line 9 of Part I or if the organization failed to qualify under Part II. If the organization fails to qualify under the tests listed below, please complete Part II.)

Section A. Public Support						
Calendar year (or fiscal year beginning in) ▶	(a) 2010	(b) 2011	(c) 2012	(d) 2013	(e) 2014	(f) Total
1 Gifts, grants, contributions, and membership fees received (Do not include any "unusual grants.")						
2 Gross receipts from admissions, merchandise sold or services performed, or facilities furnished in any activity that is related to the organization's tax-exempt purpose						
3 Gross receipts from activities that are not an unrelated trade or business under section 513						
4 Tax revenues levied for the organization's benefit and either paid to or expended on its behalf						
5 The value of services or facilities furnished by a governmental unit to the organization without charge						
6 Total. Add lines 1 through 5						
7a Amounts included on lines 1, 2, and 3 received from disqualified persons						
b Amounts included on lines 2 and 3 received from other than disqualified persons that exceed the greater of \$5,000 or 1% of the amount on line 13 for the year						
c Add lines 7a and 7b						
8 Public support (Subtract line 7c from line 6 )						

Section B. Total Support						
Calendar year (or fiscal year beginning in) ▶	(a) 2010	(b) 2011	(c) 2012	(d) 2013	(e) 2014	(f) Total
9 Amounts from line 6						
10a Gross income from interest, dividends, payments received on securities loans, rents, royalties and income from similar sources						
b Unrelated business taxable income (less section 511 taxes) from businesses acquired after June 30, 1975						
c Add lines 10a and 10b						
11 Net income from unrelated business activities not included in line 10b, whether or not the business is regularly carried on						
12 Other income. Do not include gain or loss from the sale of capital assets (Explain in Part VI.)						
13 Total support. (Add lines 9, 10c, 11, and 12.)						
14 First five years. If the Form 990 is for the organization's first, second, third, fourth, or fifth tax year as a section 501(c)(3) organization, check this box and stop here ▶						

Section C. Computation of Public Support Percentage		
15 Public support percentage for 2014 (line 8, column (f) divided by line 13, column (f))	15	
16 Public support percentage from 2013 Schedule A, Part III, line 15	16	

Section D. Computation of Investment Income Percentage		
17 Investment income percentage for 2014 (line 10c, column (f) divided by line 13, column (f))	17	
18 Investment income percentage from 2013 Schedule A, Part III, line 17	18	
19a 33 1/3% support tests—2014. If the organization did not check the box on line 14, and line 15 is more than 33 1/3%, and line 17 is not more than 33 1/3%, check this box and stop here. The organization qualifies as a publicly supported organization ▶		
b 33 1/3% support tests—2013. If the organization did not check a box on line 14 or line 19a, and line 16 is more than 33 1/3% and line 18 is not more than 33 1/3%, check this box and stop here. The organization qualifies as a publicly supported organization ▶		
20 Private foundation. If the organization did not check a box on line 14, 19a, or 19b, check this box and see instructions ▶		

Part IV Supporting Organizations

(Complete only if you checked a box on line 11 of Part I. If you checked 11a of Part I, complete Sections A and B. If you checked 11b of Part I, complete Sections A and C. If you checked 11c of Part I, complete Sections A, D, and E. If you checked 11d of Part I, complete Sections A and D, and complete Part V.)

Section A. All Supporting Organizations

	Yes	No
1 Are all of the organization's supported organizations listed by name in the organization's governing documents? If "No," describe in <b>Part VI</b> how the supported organizations are designated. If designated by class or purpose, describe the designation. If historic and continuing relationship, explain.	1	
2 Did the organization have any supported organization that does not have an IRS determination of status under section 509(a)(1) or (2)? If "Yes," explain in <b>Part VI</b> how the organization determined that the supported organization was described in section 509(a)(1) or (2).	2	
3a Did the organization have a supported organization described in section 501(c)(4), (5), or (6)? If "Yes," answer (b) and (c) below.	3a	
b Did the organization confirm that each supported organization qualified under section 501(c)(4), (5), or (6) and satisfied the public support tests under section 509(a)(2)? If "Yes," describe in <b>Part VI</b> when and how the organization made the determination.	3b	
c Did the organization ensure that all support to such organizations was used exclusively for section 170(c)(2)(B) purposes? If "Yes," explain in <b>Part VI</b> what controls the organization put in place to ensure such use.	3c	
4a Was any supported organization not organized in the United States ("foreign supported organization")? If "Yes" and if you checked 11a or 11b in Part I, answer (b) and (c) below.	4a	
b Did the organization have ultimate control and discretion in deciding whether to make grants to the foreign supported organization? If "Yes," describe in Part VI how the organization had such control and discretion despite being controlled or supervised by or in connection with its supported organizations.	4b	
c Did the organization support any foreign supported organization that does not have an IRS determination under sections 501(c)(3) and 509(a)(1) or (2)? If "Yes," explain in Part VI what controls the organization used to ensure that all support to the foreign supported organization was used exclusively for section 170(c)(2)(B) purposes.	4c	
5a Did the organization add, substitute, or remove any supported organizations during the tax year? If "Yes," answer (b) and (c) below (if applicable). Also, provide detail in Part VI, including (i) the names and EIN numbers of the supported organizations added, substituted, or removed, (ii) the reasons for each such action, (iii) the authority under the organization's organizing document authorizing such action, and (iv) how the action was accomplished (such as by amendment to the organizing document).	5a	
b <b>Type I or Type II only.</b> Was any added or substituted supported organization part of a class already designated in the organization's organizing document?	5b	
c <b>Substitutions only.</b> Was the substitution the result of an event beyond the organization's control?	5c	
6 Did the organization provide support (whether in the form of grants or the provision of services or facilities) to anyone other than (a) its supported organizations, (b) individuals that are part of the charitable class benefited by one or more of its supported organizations, or (c) other supporting organizations that also support or benefit one or more of the filing organization's supported organizations? If "Yes," provide detail in <b>Part VI</b> .	6	
7 Did the organization provide a grant, loan, compensation, or other similar payment to a substantial contributor (defined in IRC 4958(c)(3)(C)), a family member of a substantial contributor, or a 35-percent controlled entity with regard to a substantial contributor? If "Yes," complete Part I of Schedule L (Form 990).	7	
8 Did the organization make a loan to a disqualified person (as defined in section 4958) not described in line 7? If "Yes," complete Part II of Schedule L (Form 990).	8	
9a Was the organization controlled directly or indirectly at any time during the tax year by one or more disqualified persons as defined in section 4946 (other than foundation managers and organizations described in section 509(a)(1) or (2))? If "Yes," provide detail in <b>Part VI</b> .	9a	
b Did one or more disqualified persons (as defined in line 9(a)) hold a controlling interest in any entity in which the supporting organization had an interest? If "Yes," provide detail in <b>Part VI</b> .	9b	
c Did a disqualified person (as defined in line 9(a)) have an ownership interest in, or derive any personal benefit from, assets in which the supporting organization also had an interest? If "Yes," provide detail in <b>Part VI</b> .	9c	
10a Was the organization subject to the excess business holdings rules of IRC 4943 because of IRC 4943(f) (regarding certain Type II supporting organizations, and all Type III non-functionally integrated supporting organizations)? If "Yes," answer b below.	10a	
b Did the organization have any excess business holdings in the tax year? (Use Schedule C, Form 4720, to determine whether the organization had excess business holdings).	10b	
11 Has the organization accepted a gift or contribution from any of the following persons?		
a A person who directly or indirectly controls, either alone or together with persons described in (b) and (c) below, the governing body of a supported organization?	11a	
b A family member of a person described in (a) above?	11b	
c A 35% controlled entity of a person described in (a) or (b) above? If "Yes" to a, b, or c, provide detail in Part VI.	11c	

Part IV

Supporting Organizations (continued)

Section B. Type I Supporting Organizations

	Yes	No
1 Did the directors, trustees, or membership of one or more supported organizations have the power to regularly appoint or elect at least a majority of the organization's directors or trustees at all times during the tax year? If "No," describe in <b>Part VI</b> how the supported organization(s) effectively operated, supervised, or controlled the organization's activities. If the organization had more than one supported organization, describe how the powers to appoint and/or remove directors or trustees were allocated among the supported organizations and what conditions or restrictions, if any, applied to such powers during the tax year.		
2 Did the organization operate for the benefit of any supported organization other than the supported organization(s) that operated, supervised, or controlled the supporting organization? If "Yes," explain in <b>Part VI</b> how providing such benefit carried out the purposes of the supported organization(s) that operated, supervised or controlled the supporting organization.		

Section C. Type II Supporting Organizations

	Yes	No
1 Were a majority of the organization's directors or trustees during the tax year also a majority of the directors or trustees of each of the organization's supported organization(s)? If "No," describe in <b>Part VI</b> how control or management of the supporting organization was vested in the same persons that controlled or managed the supported organization(s).		

Section D. All Type III Supporting Organizations

	Yes	No
1 Did the organization provide to each of its supported organizations, by the last day of the fifth month of the organization's tax year, (1) a written notice describing the type and amount of support provided during the prior tax year, (2) a copy of the Form 990 that was most recently filed as of the date of notification, and (3) copies of the organization's governing documents in effect on the date of notification, to the extent not previously provided?		
2 Were any of the organization's officers, directors, or trustees either (i) appointed or elected by the supported organization(s) or (ii) serving on the governing body of a supported organization? If "No," explain in <b>Part VI</b> how the organization maintained a close and continuous working relationship with the supported organization(s).		
3 By reason of the relationship described in (2), did the organization's supported organizations have a significant voice in the organization's investment policies and in directing the use of the organization's income or assets at all times during the tax year? If "Yes," describe in <b>Part VI</b> the role the organization's supported organizations played in this regard.		

Section E. Type III Functionally-Integrated Supporting Organizations

1 Check the box next to the method that the organization used to satisfy the Integral Part Test during the year (see instructions)			
a <input type="checkbox"/> The organization satisfied the Activities Test. Complete <b>line 2</b> below.			
b <input type="checkbox"/> The organization is the parent of each of its supported organizations. Complete <b>line 3</b> below.			
c <input type="checkbox"/> The organization supported a governmental entity. Describe in Part VI how you supported a government entity (see instructions).			
2 <u>Activities Test</u> <b>Answer (a) and (b) below.</b>			
a Did substantially all of the organization's activities during the tax year directly further the exempt purposes of the supported organization(s) to which the organization was responsive? If "Yes," then in <b>Part VI identify those supported organizations and explain</b> how these activities directly furthered their exempt purposes, how the organization was responsive to those supported organizations, and how the organization determined that these activities constituted substantially all of its activities.			
b Did the activities described in (a) constitute activities that, but for the organization's involvement, one or more of the organization's supported organization(s) would have been engaged in? If "Yes," explain in <b>Part VI</b> the reasons for the organization's position that its supported organization(s) would have engaged in these activities but for the organization's involvement.			
3 <u>Parent of Supported Organizations</u> <b>Answer (a) and (b) below.</b>			
a Did the organization have the power to regularly appoint or elect a majority of the officers, directors, or trustees of each of the supported organizations? Provide details in Part VI.			
b Did the organization exercise a substantial degree of direction over the policies, programs and activities of each of its supported organizations? If "Yes," describe in Part VI the role played by the organization in this regard.			

Part V – Type III Non-Functionally Integrated 509(a)(3) Supporting Organizations

1 ☐ Check here if the organization satisfied the Integral Part Test as a qualifying trust on Nov 20, 1970 **See instructions.** All other Type III non-functionally integrated supporting organizations must complete Sections A through E

Section A - Adjusted Net Income		(A) Prior Year	(B) Current Year (optional)
1	Net short-term capital gain	1	
2	Recoveries of prior-year distributions	2	
3	Other gross income (see instructions)	3	
4	Add lines 1 through 3	4	
5	Depreciation and depletion	5	
6	Portion of operating expenses paid or incurred for production or collection of gross income or for management, conservation, or maintenance of property held for production of income (see instructions)	6	
7	Other expenses (see instructions)	7	
8	Adjusted Net Income (subtract lines 5, 6 and 7 from line 4)	8	

Section B - Minimum Asset Amount		(A) Prior Year	(B) Current Year (optional)
1	Aggregate fair market value of all non-exempt-use assets (see instructions for short tax year or assets held for part of year)	1	
a	Average monthly value of securities	1a	
b	Average monthly cash balances	1b	
c	Fair market value of other non-exempt-use assets	1c	
d	Total (add lines 1a, 1b, and 1c)	1d	
e	Discount claimed for blockage or other factors (explain in detail in Part VI) _____		
2	Acquisition indebtedness applicable to non-exempt use assets	2	
3	Subtract line 2 from line 1d	3	
4	Cash deemed held for exempt use Enter 1-1/2% of line 3 (for greater amount, see instructions)	4	
5	Net value of non-exempt-use assets (subtract line 4 from line 3)	5	
6	Multiply line 5 by .035	6	
7	Recoveries of prior-year distributions	7	
8	Minimum Asset Amount (add line 7 to line 6)	8	

Section C - Distributable Amount			Current Year
1	Adjusted net income for prior year (from Section A, line 8, Column A)	1	
2	Enter 85% of line 1	2	
3	Minimum asset amount for prior year (from Section B, line 8, Column A)	3	
4	Enter greater of line 2 or line 3	4	
5	Income tax imposed in prior year	5	
6	Distributable Amount. Subtract line 5 from line 4, unless subject to emergency temporary reduction (see instructions)	6	
7	<input type="checkbox"/> Check here if the current year is the organization's first as a non-functionally-integrated Type III supporting organization (see instructions)		

Section D - Distributions	Current Year
1 Amounts paid to supported organizations to accomplish exempt purposes	
2 Amounts paid to perform activity that directly furthers exempt purposes of supported organizations, in excess of income from activity	
3 Administrative expenses paid to accomplish exempt purposes of supported organizations	
4 Amounts paid to acquire exempt-use assets	
5 Qualified set-aside amounts (prior IRS approval required)	
6 Other distributions (describe in Part VI) See instructions	
7 Total annual distributions. Add lines 1 through 6	
8 Distributions to attentive supported organizations to which the organization is responsive (provide details in Part VI) See instructions	
9 Distributable amount for 2014 from Section C, line 6	
10 Line 8 amount divided by Line 9 amount	

Section E - Distribution Allocations (see instructions)	(i) Excess Distributions	(ii) Underdistributions Pre-2014	(iii) Distributable Amount for 2014
1 Distributable amount for 2014 from Section C, line 6			
2 Underdistributions, if any, for years prior to 2014 (reasonable cause required--see instructions)			
3 Excess distributions carryover, if any, to 2014			
a From 2009. . . . .			
b From 2010. . . . .			
c From 2011. . . . .			
d From 2012. . . . .			
e From 2013. . . . .			
f Total of lines 3a through e			
g Applied to underdistributions of prior years			
h Applied to 2014 distributable amount			
i Carryover from 2009 not applied (see instructions)			
j Remainder Subtract lines 3g, 3h, and 3i from 3f			
4 Distributions for 2014 from Section D, line 7 \$			
a Applied to underdistributions of prior years			
b Applied to 2014 distributable amount			
c Remainder Subtract lines 4a and 4b from 4			
5 Remaining underdistributions for years prior to 2014, if any Subtract lines 3g and 4a from line 2 (if amount greater than zero, see instructions)			
6 Remaining underdistributions for 2014 Subtract lines 3h and 4b from line 1 (if amount greater than zero, see instructions)			
7 Excess distributions carryover to 2015. Add lines 3j and 4c			
8 Breakdown of line 7			
a From 2010. . . . .			
b From 2011. . . . .			
c From 2012. . . . .			
d From 2013. . . . .			
e From 2014. . . . .			

**Part VI** **Supplemental Information.** Provide the explanations required by Part II, line 10; Part II, line 17a or 17b; Part III, line 12; Part IV, Section A, lines 1, 2, 3b, 3c, 4b, 4c, 5a, 6, 9a, 9b, 9c, 11a, 11b, and 11c; Part IV, Section B, lines 1 and 2; Part IV, Section C, line 1; Part IV, Section D, lines 2 and 3; Part IV, Section E, lines 1c, 2a, 2b, 3a and 3b; Part V, line 1; Part V, Section B, line 1e; Part V Section D, lines 5, 6, and 8; and Part V, Section E, lines 2, 5, and 6. Also complete this part for any additional information. (See instructions).

**Facts And Circumstances Test**

Return Reference

Explanation

SCHEDULE C

(Form 990 or 990-EZ)

Department of the Treasury

Internal Revenue Service

Political Campaign and Lobbying Activities

For Organizations Exempt From Income Tax Under section 501(c) and section 527

▶ Complete if the organization is described below. ▶ Attach to Form 990 or Form 990-EZ.

▶ Information about Schedule C (Form 990 or 990-EZ) and its instructions is at [www.irs.gov/form990](http://www.irs.gov/form990).

OMB No 1545-0047

2014

Open to Public Inspection

If the organization answered "Yes" to Form 990, Part IV, Line 3, or Form 990-EZ, Part V, line 46 (Political Campaign Activities), then

- Section 501(c)(3) organizations Complete Parts I-A and B Do not complete Part I-C
- Section 501(c) (other than section 501(c)(3)) organizations Complete Parts I-A and C below Do not complete Part I-B
- Section 527 organizations Complete Part I-A only

If the organization answered "Yes" to Form 990, Part IV, Line 4, or Form 990-EZ, Part VI, line 47 (Lobbying Activities), then

- Section 501(c)(3) organizations that have filed Form 5768 (election under section 501(h)) Complete Part II-A Do not complete Part II-B
- Section 501(c)(3) organizations that have NOT filed Form 5768 (election under section 501(h)) Complete Part II-B Do not complete Part II-A

If the organization answered "Yes" to Form 990, Part IV, Line 5 (Proxy Tax) (see separate instructions) or Form 990-EZ, Part V, line 35c (Proxy Tax) (see separate instructions), then

- Section 501(c)(4), (5), or (6) organizations Complete Part III

Name of the organization THE BOARD OF TRUSTEES OF THE LELAND STANFORD JUNIOR UNIVERSITY	Employer identification number  94-1156365
---	--

Part I-A Complete if the organization is exempt under section 501(c) or is a section 527 organization.

1	Provide a description of the organization's direct and indirect political campaign activities in Part IV	
2	Political expenditures	▶ \$
3	Volunteer hours	

Part I-B Complete if the organization is exempt under section 501(c)(3).

1	Enter the amount of any excise tax incurred by the organization under section 4955	▶ \$
2	Enter the amount of any excise tax incurred by organization managers under section 4955	▶ \$
3	If the organization incurred a section 4955 tax, did it file Form 4720 for this year?	<input type="checkbox"/> Yes <input type="checkbox"/> No
4a	Was a correction made?	<input type="checkbox"/> Yes <input type="checkbox"/> No
b	If "Yes," describe in Part IV	

Part I-C Complete if the organization is exempt under section 501(c), except section 501(c)(3).

1	Enter the amount directly expended by the filing organization for section 527 exempt function activities	▶ \$
2	Enter the amount of the filing organization's funds contributed to other organizations for section 527 exempt function activities	▶ \$
3	Total exempt function expenditures Add lines 1 and 2 Enter here and on Form 1120-POL, line 17b	▶ \$
4	Did the filing organization file Form 1120-POL for this year?	<input type="checkbox"/> Yes <input type="checkbox"/> No
5	Enter the names, addresses and employer identification number (EIN) of all section 527 political organizations to which the filing organization made payments For each organization listed, enter the amount paid from the filing organization's funds Also enter the amount of political contributions received that were promptly and directly delivered to a separate political organization, such as a separate segregated fund or a political action committee (PAC) If additional space is needed, provide information in Part IV	

(a) Name	(b) Address	(c) EIN	(d) Amount paid from filing organization's funds If none, enter -0-	(e) Amount of political contributions received and promptly and directly delivered to a separate political organization If none, enter -0-

Part II-A

Complete if the organization is exempt under section 501(c)(3) and filed Form 5768 (election under section 501(h)).

- A Check ☐ if the filing organization belongs to an affiliated group (and list in Part IV each affiliated group member's name, address, EIN, expenses, and share of excess lobbying expenditures)
- B Check ☐ if the filing organization checked box A and "limited control" provisions apply

Limits on Lobbying Expenditures (The term "expenditures" means amounts paid or incurred.)		(a) Filing organization's totals	(b) Affiliated group totals												
1a Total lobbying expenditures to influence public opinion (grass roots lobbying)															
b Total lobbying expenditures to influence a legislative body (direct lobbying)															
c Total lobbying expenditures (add lines 1a and 1b)															
d Other exempt purpose expenditures															
e Total exempt purpose expenditures (add lines 1c and 1d)															
f Lobbying nontaxable amount Enter the amount from the following table in both columns															
<table><tr><td>If the amount on line 1e, column (a) or (b) is:</td><td>The lobbying nontaxable amount is:</td></tr><tr><td>Not over \$500,000</td><td>20% of the amount on line 1e</td></tr><tr><td>Over \$500,000 but not over \$1,000,000</td><td>\$100,000 plus 15% of the excess over \$500,000</td></tr><tr><td>Over \$1,000,000 but not over \$1,500,000</td><td>\$175,000 plus 10% of the excess over \$1,000,000</td></tr><tr><td>Over \$1,500,000 but not over \$17,000,000</td><td>\$225,000 plus 5% of the excess over \$1,500,000</td></tr><tr><td>Over \$17,000,000</td><td>\$1,000,000</td></tr></table>		If the amount on line 1e, column (a) or (b) is:	The lobbying nontaxable amount is:	Not over \$500,000	20% of the amount on line 1e	Over \$500,000 but not over \$1,000,000	\$100,000 plus 15% of the excess over \$500,000	Over \$1,000,000 but not over \$1,500,000	\$175,000 plus 10% of the excess over \$1,000,000	Over \$1,500,000 but not over \$17,000,000	\$225,000 plus 5% of the excess over \$1,500,000	Over \$17,000,000	\$1,000,000		
If the amount on line 1e, column (a) or (b) is:	The lobbying nontaxable amount is:														
Not over \$500,000	20% of the amount on line 1e														
Over \$500,000 but not over \$1,000,000	\$100,000 plus 15% of the excess over \$500,000														
Over \$1,000,000 but not over \$1,500,000	\$175,000 plus 10% of the excess over \$1,000,000														
Over \$1,500,000 but not over \$17,000,000	\$225,000 plus 5% of the excess over \$1,500,000														
Over \$17,000,000	\$1,000,000														
g Grassroots nontaxable amount (enter 25% of line 1f)															
h Subtract line 1g from line 1a If zero or less, enter -0-															
i Subtract line 1f from line 1c If zero or less, enter -0-															
j If there is an amount other than zero on either line 1h or line 1i, did the organization file Form 4720 reporting section 4911 tax for this year?		<input type="checkbox"/> Yes <input type="checkbox"/> No													

4-Year Averaging Period Under section 501(h)  
(Some organizations that made a section 501(h) election do not have to complete all of the five columns below. See the separate instructions for lines 2a through 2f.)

Lobbying Expenditures During 4-Year Averaging Period					
Calendar year (or fiscal year beginning in)	(a) 2011	(b) 2012	(c) 2013	(d) 2014	(e) Total
2a Lobbying nontaxable amount					
b Lobbying ceiling amount (150% of line 2a, column(e))					
c Total lobbying expenditures					
d Grassroots nontaxable amount					
e Grassroots ceiling amount (150% of line 2d, column (e))					
f Grassroots lobbying expenditures					

Part II-B

Complete if the organization is exempt under section 501(c)(3) and has NOT filed Form 5768 (election under section 501(h)).

For each "Yes" response to lines 1a through 1i below, provide in Part IV a detailed description of the lobbying activity.		(a)		(b)
		Yes	No	Amount
1	During the year, did the filing organization attempt to influence foreign, national, state or local legislation, including any attempt to influence public opinion on a legislative matter or referendum, through the use of			
a	Volunteers?	Yes		
b	Paid staff or management (include compensation in expenses reported on lines 1c through 1i)?	Yes		
c	Media advertisements?	Yes		481
d	Mailings to members, legislators, or the public?	Yes		76,579
e	Publications, or published or broadcast statements?	Yes		20,598
f	Grants to other organizations for lobbying purposes?		No	
g	Direct contact with legislators, their staffs, government officials, or a legislative body?	Yes		380,489
h	Rallies, demonstrations, seminars, conventions, speeches, lectures, or any similar means?	Yes		75,598
i	Other activities?	Yes		11,751
j	Total Add lines 1c through 1i			565,496
2a	Did the activities in line 1 cause the organization to be not described in section 501(c)(3)?		No	
b	If "Yes," enter the amount of any tax incurred under section 4912			
c	If "Yes," enter the amount of any tax incurred by organization managers under section 4912			
d	If the filing organization incurred a section 4912 tax, did it file Form 4720 for this year?			

Part III-A

Complete if the organization is exempt under section 501(c)(4), section 501(c)(5), or section 501(c)(6).

		Yes	No
1	Were substantially all (90% or more) dues received nondeductible by members?	1	
2	Did the organization make only in-house lobbying expenditures of \$2,000 or less?	2	
3	Did the organization agree to carry over lobbying and political expenditures from the prior year?	3	

Part III-B

Complete if the organization is exempt under section 501(c)(4), section 501(c)(5), or section 501(c)(6) and if either (a) BOTH Part III-A, lines 1 and 2, are answered "No" OR (b) Part III-A, line 3, is answered "Yes."

1	Dues, assessments and similar amounts from members	1	
2	Section 162(e) nondeductible lobbying and political expenditures (do not include amounts of political expenses for which the section 527(f) tax was paid).		
a	Current year	2a	
b	Carryover from last year	2b	
c	Total	2c	
3	Aggregate amount reported in section 6033(e)(1)(A) notices of nondeductible section 162(e) dues	3	
4	If notices were sent and the amount on line 2c exceeds the amount on line 3, what portion of the excess does the organization agree to carryover to the reasonable estimate of nondeductible lobbying and political expenditure next year?	4	
5	Taxable amount of lobbying and political expenditures (see instructions)	5	

Part IV

Supplemental Information

Provide the descriptions required for Part I-A, line 1, Part I-B, line 4, Part I-C, line 5, Part II-A (affiliated group list), Part II-A, lines 1 and 2 (see instructions), and Part II-B, line 1 Also, complete this part for any additional information

Return Reference	Explanation
PART II-B - LOBBYING ACTIVITY EXPLANATION	AN INSUBSTANTIAL PORTION OF STANFORD UNIVERSITY'S TOTAL ACTIVITIES INVOLVED LEGISLATIVE AND REGULATORY MATTERS OF DIRECT CONCERN TO HIGHER EDUCATION OR OF COMPELLING IMPORTANCE TO STANFORD IN PARTICULAR INSTITUTIONAL EFFORTS TO INFLUENCE LEGISLATION AND REGULATION ARE DIRECTED BY THE OFFICE OF GOVERNMENT AND COMMUNITY RELATIONS DURING FISCAL YEAR 2015, THE OFFICE OF GOVERNMENT AND COMMUNITY RELATIONS CONSISTED OF SIX PROFESSIONAL STAFF MEMBERS, TWO SUPPORT PERSONS AND TWO CONTINGENT STAFF THE UNIVERSITY DOES NOT HAVE A LOBBYING OFFICE IN EITHER WASHINGTON, DC OR SACRAMENTO, CA DURING THIS PERIOD, THE UNIVERSITY HIRED AN OUTSIDE REGISTERED LOBBYIST IN SACRAMENTO FOR PART-TIME WORK ON STATE ISSUES ACTIVITIES OF GOVERNMENT AND COMMUNITY RELATIONS STAFF INCLUDE CONTACTS BY LETTERS, PHONE CALLS AND MEETINGS WITH LEGISLATORS, MEMBERS OF THEIR STAFFS, OR OTHER GOVERNMENT OFFICIALS, AND MEETINGS WITH LOCAL CITIZENS REGARDING STANFORD ISSUES WITH LOCAL GOVERNMENT IN FISCAL YEAR 2015, LEGISLATIVE, EXECUTIVE AND LOCAL REGULATORY ISSUES HANDLED BY THE UNIVERSITY INCLUDED THE FOLLOWING LOCAL ISSUES ZONING AND LAND USES RELATED TO PROPERTY OWNED BY THE UNIVERSITY AND CONTIGUOUS TO THE UNIVERSITY'S ACADEMIC CAMPUS STATE ISSUES STUDENT ATHLETE BILL OF RIGHTS, GENETIC INFORMATION PRIVACY ACT, CAL GRANT PROGRAM, RENEWABLE ENERGY, STUDENT SAFETY, SEXUAL ASSAULT, POSTSECONDARY EDUCATION, ANIMAL RESEARCH FEDERAL ISSUES STUDENT AID AND EDUCATION AND RESEARCH POLICY ISSUES, TAXATION, REIMBURSEMENT OF FEDERAL RESEARCH COSTS, FUNDING LEVELS OF RESEARCH (E G NIH, DOE, NASA, DOD, NSF, NEH), FUNDING FOR STANFORD LINEAR ACCELERATOR CENTER, MEDICARE FUNDING FOR TEACHING HOSPITALS, RESEARCH POLICY, INTELLECTUAL PROPERTY, AND IMMIGRATION POLICY THE TOTAL BUDGET EXPENDED BY THE OFFICE OF GOVERNMENT AND COMMUNITY RELATIONS WAS \$1,257,359 THE ESTIMATED TOTAL EXPENSES FOR LOBBYING, INCLUDING DIRECT PREPARATION TIME BY GOVERNMENT AND COMMUNITY RELATIONS EMPLOYEES, AS DEFINED IN SECTION 501(C) OF THE INTERNAL REVENUE CODE AND REGULATIONS THEREUNDER, AND PAYMENTS OF TRAVEL OR ENTERTAINMENT EXPENSES FOR FEDERAL OR LOCAL OFFICIALS, ARE ESTIMATED AS FOLLOWS SALARIES AND BENEFITS \$347,157 GENERAL OFFICE OVERHEAD \$130,248 PAID CONSULTANT, COALITION DUES \$65,985 DUES TO MEMBER ORGANIZATIONS \$9,044 TRAVEL \$13,062 TOTAL \$565,496 AMOUNTS APPEARING ON PART II-B ARE REASONABLE ALLOCATIONS OF THE ABOVE EXPENSES AN INVESTMENT PARTNERSHIP IN WHICH THE UNIVERSITY HOLDS A NONCONTROLLING LIMITED PARTNERSHIP INTEREST MAY, FROM TIME TO TIME, INCUR A LOBBYING EXPENDITURE THE UNIVERSITY'S SHARE OF SUCH PARTNERSHIP EXPENDITURES DURING THE TAX YEAR WAS \$29,413 NEITHER STANFORD, NOR ANY TRUSTEE OR OFFICER OF STANFORD, ENGAGED IN THE ACTIVITY CONDUCTED BY THE INVESTMENT PARTNERSHIPS THE TOTAL AMOUNT SPENT BY STANFORD IN LOBBYING REPRESENTS AN INSIGNIFICANT PART OF THE UNIVERSITY'S TOTAL EXPENDITURES, EVEN MAKING THE MOST GENEROUS ALLOWANCE FOR THE LOBBYING ACTIVITIES OF STANFORD UNIVERSITY EMPLOYEES OUTSIDE THE GOVERNMENT AND COMMUNITY RELATIONS OFFICE WORKING ON BEHALF OF THE UNIVERSITY

[illegible]

SCHEDULE D  
(Form 990)

Department of the Treasury  
Internal Revenue Service

Supplemental Financial Statements

► Complete if the organization answered "Yes," to Form 990, Part IV, line 6, 7, 8, 9, 10, 11a, 11b, 11c, 11d, 11e, 11f, 12a, or 12b.  
► Attach to Form 990.

Information about Schedule D (Form 990) and its instructions is at [www.irs.gov/form990](http://www.irs.gov/form990).

OMB No 1545-0047

2014

Open to Public Inspection

<b>Name of the organization</b> THE BOARD OF TRUSTEES OF THE LELAND STANFORD JUNIOR UNIVERSITY	<b>Employer identification number</b> 94-1156365
---	---

Part I

Organizations Maintaining Donor Advised Funds or Other Similar Funds or Accounts. Complete if the organization answered "Yes" to Form 990, Part IV, line 6.

	(a) Donor advised funds	(b) Funds and other accounts
1 Total number at end of year	50	34
2 Aggregate value of contributions to (during year)	69,995,657	16,902,649
3 Aggregate value of grants from (during year)	24,431,535	12,453,326
4 Aggregate value at end of year	417,465,670	90,219,341
5 Did the organization inform all donors and donor advisors in writing that the assets held in donor advised funds are the organization's property, subject to the organization's exclusive legal control?	<input checked="" type="checkbox"/> Yes <input type="checkbox"/> No	
6 Did the organization inform all grantees, donors, and donor advisors in writing that grant funds can be used only for charitable purposes and not for the benefit of the donor or donor advisor, or for any other purpose conferring impermissible private benefit?	<input checked="" type="checkbox"/> Yes <input type="checkbox"/> No	

Part II

Conservation Easements. Complete if the organization answered "Yes" to Form 990, Part IV, line 7.

1 Purpose(s) of conservation easements held by the organization (check all that apply)  
☐ Preservation of land for public use (e g , recreation or education) ☐ Preservation of an historically important land area  
☐ Protection of natural habitat ☐ Preservation of a certified historic structure  
☐ Preservation of open space

2 Complete lines 2a through 2d if the organization held a qualified conservation contribution in the form of a conservation easement on the last day of the tax year

	<b>Held at the End of the Year</b>
a Total number of conservation easements	2a
b Total acreage restricted by conservation easements	2b
c Number of conservation easements on a certified historic structure included in (a)	2c
d Number of conservation easements included in (c) acquired after 8/17/06, and not on a historic structure listed in the National Register	2d

3 Number of conservation easements modified, transferred, released, extinguished, or terminated by the organization during the tax year ► \_\_\_\_\_

4 Number of states where property subject to conservation easement is located ► \_\_\_\_\_

5 Does the organization have a written policy regarding the periodic monitoring, inspection, handling of violations, and enforcement of the conservation easements it holds? ☐ Yes ☐ No

6 Staff and volunteer hours devoted to monitoring, inspecting, and enforcing conservation easements during the year ► \_\_\_\_\_

7 Amount of expenses incurred in monitoring, inspecting, and enforcing conservation easements during the year ► \$ \_\_\_\_\_

8 Does each conservation easement reported on line 2(d) above satisfy the requirements of section 170(h)(4)(B)(i) and section 170(h)(4)(B)(ii)? ☐ Yes ☐ No

9 In Part XIII, describe how the organization reports conservation easements in its revenue and expense statement, and balance sheet, and include, if applicable, the text of the footnote to the organization's financial statements that describes the organization's accounting for conservation easements

Part III

Organizations Maintaining Collections of Art, Historical Treasures, or Other Similar Assets. Complete if the organization answered "Yes" to Form 990, Part IV, line 8.

1a If the organization elected, as permitted under SFAS 116 (ASC 958), not to report in its revenue statement and balance sheet works of art, historical treasures, or other similar assets held for public exhibition, education, or research in furtherance of public service, provide, in Part XIII, the text of the footnote to its financial statements that describes these items

b If the organization elected, as permitted under SFAS 116 (ASC 958), to report in its revenue statement and balance sheet works of art, historical treasures, or other similar assets held for public exhibition, education, or research in furtherance of public service, provide the following amounts relating to these items

(i) Revenue included in Form 990, Part VIII, line 1

► \$ \_\_\_\_\_

(ii) Assets included in Form 990, Part X

► \$ \_\_\_\_\_

2 If the organization received or held works of art, historical treasures, or other similar assets for financial gain, provide the following amounts required to be reported under SFAS 116 (ASC 958) relating to these items

a Revenue included in Form 990, Part VIII, line 1

► \$ \_\_\_\_\_

b Assets included in Form 990, Part X

► \$ \_\_\_\_\_

**Part III Organizations Maintaining Collections of Art, Historical Treasures, or Other Similar Assets** *(continued)*

- 3

Using the organization's acquisition, accession, and other records, check any of the following that are a significant use of its collection items (check all that apply)
- a

☒ Public exhibition

d

☒ Loan or exchange programs

b

☒ Scholarly research

e

☐ Other

c

☒ Preservation for future generations
- 4

Provide a description of the organization's collections and explain how they further the organization's exempt purpose in Part XIII
- 5

During the year, did the organization solicit or receive donations of art, historical treasures or other similar assets to be sold to raise funds rather than to be maintained as part of the organization's collection?

☐ Yes

☒ No

**Part IV Escrow and Custodial Arrangements.** Complete if the organization answered "Yes" to Form 990, Part IV, line 9, or reported an amount on Form 990, Part X, line 21.

- 1a

Is the organization an agent, trustee, custodian or other intermediary for contributions or other assets not included on Form 990, Part X?

☐ Yes

☐ No
- b

If "Yes," explain the arrangement in Part XIII and complete the following table
- |    |        |
|----|--------|
|    | Amount |
| 1c |        |
| 1d |        |
| 1e |        |
| 1f |        |

c

Beginning balance

d

Additions during the year

e

Distributions during the year

f

Ending balance
- 2a

Did the organization include an amount on Form 990, Part X, line 21, for escrow or custodial account liability?

☐ Yes

☐ No
- b

If "Yes," explain the arrangement in Part XIII Check here if the explanation has been provided in Part XIII

☐

**Part V Endowment Funds.** Complete if the organization answered "Yes" to Form 990, Part IV, line 10.

	(a)Current year	(b)Prior year	b (c)Two years back	(d)Three years back	(e)Four years back
1a Beginning of year balance . . . . .	21,446,006,000	18,688,868,000	17,035,804,000	16,502,606,000	13,851,115,000
b Contributions . . . . .	283,602,000	659,618,000	588,438,000	403,858,000	673,440,000
c Net investment earnings, gains, and losses	1,551,374,000	3,082,735,000	1,985,298,000	1,000,446,000	2,763,132,000
d Grants or scholarships . . . . .	237,370,999	222,843,748	208,922,228	196,918,322	182,421,410
e Other expenditures for facilities and programs . . . . .	820,654,001	762,371,252	711,749,772	674,187,678	602,659,590
f Administrative expenses . . . . .					
g End of year balance . . . . .	22,222,957,000	21,446,006,000	18,688,868,000	17,035,804,000	16,502,606,000

- 2

Provide the estimated percentage of the current year end balance (line 1g, column (a)) held as
- a

Board designated or quasi-endowment

45 162 %

b

Permanent endowment

29 096 %

c

Temporarily restricted endowment

25 742 %
- The percentages in lines 2a, 2b, and 2c should equal 100%
- 3a

Are there endowment funds not in the possession of the organization that are held and administered for the organization by
- (i) unrelated organizations . . . . .

3a(i)

Yes

No

(ii) related organizations . . . . .

3a(ii)

Yes
- b

If "Yes" to 3a(ii), are the related organizations listed as required on Schedule R?

3b

Yes
- 4

Describe in Part XIII the intended uses of the organization's endowment funds

**Part VI Land, Buildings, and Equipment.** Complete if the organization answered 'Yes' to Form 990, Part IV, line 11a. See Form 990, Part X, line 10.

Description of property	(a) Cost or other basis (investment)	(b)Cost or other basis (other)	(c) Accumulated depreciation	(d) Book value
1a Land . . . . .		98,912,583		98,912,583
b Buildings . . . . .		5,751,391,568	2,317,956,464	3,433,435,104
c Leasehold improvements . . . . .				
d Equipment . . . . .		1,617,442,001	1,321,492,176	295,949,825
e Other . . . . .		1,212,115,044	244,848,618	967,266,426
Total. Add lines 1a through 1e (Column (d) must equal Form 990, Part X, column (B), line 10(c).)				4,795,563,938



[illegible]

Additional Data

Software ID:

Software Version:

EIN: 94-1156365

Name: THE BOARD OF TRUSTEES OF THE LELAND STANFORD JUNIOR UNIVERSITY

Form 990, Schedule D, Part VII - Investments Other Securities

(a) Description of security or cateory (including name of security)	(b)Book value	(c) Method of valuation Cost or end-of-year market value
(3)Other		
(A) CASH & CASH EQUIVALENTS	1,300,473,154	F
(B) COLLATERAL FOR SECURITIES LOAN	110,086,545	F
(C) DERIVATIVES	58,991,744	F
(D) FIXED INCOME	1,350,767,953	F
(E) REAL ESTATE	6,439,576,404	F
(F) NATURAL RESOURCES	2,018,832,066	F
(G) PRIVATE EQUITIES	6,833,087,140	F
(H) ABSOLUTE RETURNS	5,529,101,682	F
(I) ASSETS HELD BY OTHER TRUSTEES	192,811,414	F
(J) OTHER INVESTMENTS	273,673,537	F
(K) ASSETS LIMITED TO USE-TRUSTEES	160,351,476	F
(L) HOSPITAL FUNDS IN MERGED POOL	-2,312,540,718	F

SCHEDULE E  
(Form 990 or 990-EZ)

Department of the Treasury  
Internal Revenue Service

Schools

►Complete if the organization answered "Yes" to Form 990, Part IV, line 13, or Form 990-EZ, Part VI, line 48.  
► Attach to Form 990 or Form 990-EZ.  
► Information about Schedule E (Form 990 or 990-EZ) and its instructions is at [www.irs.gov/form990](http://www.irs.gov/form990).

OMB No 1545-0047

2014

Open to Public Inspection

Name of the organization  
THE BOARD OF TRUSTEES OF THE LELAND STANFORD  
JUNIOR UNIVERSITY

Employer identification number  
94-1156365

Part I		YES	NO
<div>1</div> <div>Does the organization have a racially nondiscriminatory policy toward students by statement in its charter, bylaws, other governing instrument, or in a resolution of its governing body?</div>	1	Yes	
	2	Yes	
	3		No
	4a	Yes	
<div>2</div> <div>Does the organization include a statement of its racially nondiscriminatory policy toward students in all its brochures, catalogues, and other written communications with the public dealing with student admissions, programs, and scholarships?</div>	4b	Yes	
	4c	Yes	
	4d	Yes	
	5a		No
<div>3</div> <div>Has the organization publicized its racially nondiscriminatory policy through newspaper or broadcast media during the period of solicitation for students, or during the registration period if it has no solicitation program, in a way that makes the policy known to all parts of the general community it serves? If "Yes," please describe If "No," please explain If you need more space use Part II</div>	5b		No
	5c		No
	5d		No
	5e		No
<div>4</div> <div>Does the organization maintain the following?</div> <div>a Records indicating the racial composition of the student body, faculty, and administrative staff?</div> <div>b Records documenting that scholarships and other financial assistance are awarded on a racially nondiscriminatory basis?</div> <div>c Copies of all catalogues, brochures, announcements, and other written communications to the public dealing with student admissions, programs, and scholarships?</div> <div>d Copies of all material used by the organization or on its behalf to solicit contributions?</div> <div>If you answered "No" to any of the above, please explain If you need more space, use Part II</div>	5f		No
	5g		No
	5h		No
	6a	Yes	
<div>5</div> <div>Does the organization discriminate by race in any way with respect to</div> <div>a Students' rights or privileges?</div> <div>b Admissions policies?</div> <div>c Employment of faculty or administrative staff?</div> <div>d Scholarships or other financial assistance?</div> <div>e Educational policies?</div> <div>f Use of facilities?</div> <div>g Athletic programs?</div> <div>h Other extracurricular activities?</div> <div>If you answered "Yes" to any of the above, please explain If you need more space, use Part II</div>	6b		No
	7	Yes	

**Part III Supplemental Information.** Provide the explanations required by Part I, lines 3, 4d, 5h, 6b, and 7, as applicable. Also provide any other additional information (see instructions)

Return Reference	Explanation
SCHEDULE E, LINE 3	STANFORD MEETS THE CRITERIA OF SECTION 4 03 2(B) OF REV PROC 75-50 THROUGH ADMISSION AND FINANCIAL AID OFFICES OUTREACH PROGRAMS WHICH PUBLICIZE STANFORD UNIVERSITY'S ACADEMIC OPPORTUNITIES AT SECONDARY AND POST-SECONDARY SCHOOLS THROUGHOUT THE UNITED STATES
SCHEDULE E, LINE 6A	STANFORD UNIVERSITY RECEIVED RESEARCH AND INSTRUCTIONAL GRANTS AND CONTRACTS, FELLOWSHIP AND STUDENT AID AWARDS, LIBRARY GRANTS, AND CONSTRUCTION AND CONTRACTS FROM VARIOUS FEDERAL AGENCIES

SCHEDULE F  
(Form 990)

Department of the Treasury  
Internal Revenue Service

Statement of Activities Outside the United States

► Complete if the organization answered "Yes" to Form 990,  
Part IV, line 14b, 15, or 16.  
► Attach to Form 990.  
► Information about Schedule F (Form 990) and its instructions is at [www.irs.gov/form990](http://www.irs.gov/form990).

OMB No 1545-0047

2014

Open to Public Inspection

Name of the organization  
THE BOARD OF TRUSTEES OF THE LELAND STANFORD  
JUNIOR UNIVERSITY

Employer identification number  
94-1156365

Part I

General Information on Activities Outside the United States. Complete if the organization answered "Yes" to Form 990, Part IV, line 14b.

- 1 For grantmakers. Does the organization maintain records to substantiate the amount of its grants and other assistance, the grantees' eligibility for the grants or assistance, and the selection criteria used to award the grants or assistance? . . . . . ☒ Yes ☐ No
- 2 For grantmakers. Describe in Part V the organization's procedures for monitoring the use of its grants and other assistance outside the United States.
- 3 Activites per Region (The following Part I, line 3 table can be duplicated if additional space is needed )

(a) Region	(b) Number of offices in the region	(c) Number of employees, agents, and independent contractors in region	(d) Activities conducted in region (by type) (e g , fundraising, program services, investments, grants to recipients located in the region)	(e) If activity listed in (d) is a program service, describe specific type of service(s) in region	(f) Total expenditures for and investments in region
( 1) See Add'l Data					
( 2)					
( 3)					
( 4)					
( 5)					
3a Sub-total	8	210			23,088,537
b Total from continuation sheets to Part I	3	198			12,632,866,369
c Totals (add lines 3a and 3b)	11	408			12,655,954,906

Part II

Grants and Other Assistance to Organizations or Entities Outside the United States. Complete if the organization answered "Yes" to Form 990, Part IV, line 15, for any recipient who received more than \$5,000. Part II can be duplicated if additional space is needed.

1	(a) Name of organization	(b) IRS code section and EIN (if applicable)	(c) Region	(d) Purpose of grant	(e) Amount of cash grant	(f) Manner of cash disbursement	(g) Amount of non-cash assistance	(h) Description of non-cash assistance	(i) Method of valuation (book, FMV, appraisal, other)
( 1 )	See Add'l Data								
( 2 )									
( 3 )									
( 4 )									
( 5 )									
( 6 )									
( 7 )									
( 8 )									
( 9 )									
( 10 )									
( 11 )									
( 12 )									
( 13 )									
( 14 )									
( 15 )									
( 16 )									

2

Enter total number of recipient organizations listed above that are recognized as charities by the foreign country, recognized as tax-exempt by the IRS, or for which the grantee or counsel has provided a section 501(c)(3) equivalency letter . . . . ▶

43

3

Enter total number of other organizations or entities . . . . . ▶

Part III

Grants and Other Assistance to Individuals Outside the United States. Complete if the organization answered "Yes" to Form 990, Part IV, line 16.  
Part III can be duplicated if additional space is needed.

(a) Type of grant or assistance	(b) Region	(c) Number of recipients	(d) Amount of cash grant	(e) Manner of cash disbursement	(f) Amount of non-cash assistance	(g) Description of non-cash assistance	(h) Method of valuation (book, FMV, appraisal, other)
( 1 ) See Add'l Data							
( 2 )							
( 3 )							
( 4 )							
( 5 )							
( 6 )							
( 7 )							
( 8 )							
( 9 )							
( 10 )							
( 11 )							
( 12 )							
( 13 )							
( 14 )							
( 15 )							
( 16 )							
( 17 )							
( 18 )							

**Part IV Foreign Forms**

- 1

Was the organization a U S transferor of property to a foreign corporation during the tax year? *If "Yes," the organization may be required to file Form 926, Return by a U.S. Transferor of Property to a Foreign Corporation (see Instructions for Form 926)*

☒ Yes ☐ No
- 2

Did the organization have an interest in a foreign trust during the tax year? *If "Yes," the organization may be required to file Form 3520, Annual Return to Report Transactions with Foreign Trusts and Receipt of Certain Foreign Gifts, and/or Form 3520-A, Annual Information Return of Foreign Trust With a U.S. Owner (see Instructions for Forms 3520 and 3520-A; do not file with Form 990)*

☒ Yes ☐ No
- 3

Did the organization have an ownership interest in a foreign corporation during the tax year? *If "Yes," the organization may be required to file Form 5471, Information Return of U.S. Persons with Respect to Certain Foreign Corporations. (see Instructions for Form 5471)*

☒ Yes ☐ No
- 4

Was the organization a direct or indirect shareholder of a passive foreign investment company or a qualified electing fund during the tax year? *If "Yes," the organization may be required to file Form 8621, Information Return by a Shareholder of a Passive Foreign Investment Company or Qualified Electing Fund. (see Instructions for Form 8621)*

☒ Yes ☐ No
- 5

Did the organization have an ownership interest in a foreign partnership during the tax year? *If "Yes," the organization may be required to file Form 8865, Return of U.S. Persons with Respect to Certain Foreign Partnerships. (see Instructions for Form 8865)*

☒ Yes ☐ No
- 6

Did the organization have any operations in or related to any boycotting countries during the tax year? *If "Yes," the organization may be required to file Form 5713, International Boycott Report (see Instructions for Form 5713; do not file with Form 990)*

☒ Yes ☐ No

**Part V**   **Supplemental Information**

Provide the information required by Part I, line 2 (monitoring of funds); Part I, line 3, column (f) (accounting method; amounts of investments vs. expenditures per region); Part II, line 1 (accounting method); Part III (accounting method); and Part III, column (c) (estimated number of recipients), as applicable. Also complete this part to provide any additional information (see instructions).

Return Reference	Explanation
PART I LINE 2 PROCEDURES FOR MONITORING THE USE OF GRANT FUNDS	<p>STANFORD UNIVERSITY IS NOT A "GRANTMAKER" PER SE IN THAT ITS FUNDAMENTAL MISSION, AND PURPOSE FOR TAX-EXEMPTION, RELATES TO TEACHING, RESEARCH AND PATIENT CARE ACTIVITIES. HOWEVER, IN THE COURSE OF THESE MISSION-BASED ACTIVITIES, THE UNIVERSITY DOES MAKE PAYMENTS THAT MEET THE CRITERIA FOR 'GRANTMAKING' AS DEFINED BY THE INSTRUCTIONS TO IRS 990 SCHEDULE F. PROCEDURES FOR MONITORING USE OF GRANT FUNDS OUTSIDE OF THE U.S. ARE PRINCIPALLY GOVERNED BY THE PURPOSE FOR WHICH THE FUNDS WERE GRANTED. FINANCIAL AID SCHOLARSHIPS, STIPENDS AND FELLOWSHIPS FOR MOST U.S. INSTITUTIONS OF HIGHER EDUCATION, PROVISION OF FINANCIAL AID TO STUDENTS IS AN IMPORTANT ACTIVITY ENABLING QUALIFIED STUDENTS TO OBTAIN A COLLEGE EDUCATION AT THE UNDERGRADUATE, GRADUATE OR POSTDOCTORAL LEVEL. STANFORD IS COMMITTED TO A "NEED-BLIND" ADMISSION POLICY. FOR U.S. CITIZENS AND PERMANENT RESIDENTS, IT ADMITS QUALIFIED STUDENTS WITHOUT REGARD TO THEIR ABILITY TO PAY, AND PROVIDES A COMPREHENSIVE FINANCIAL AID PROGRAM FOR ALL ADMITTED STUDENTS WHO HAVE UNIVERSITY-COMPUTED NEED, AND WHO MEET STATED FINANCIAL AID ELIGIBILITY REQUIREMENTS. FOR THE FISCAL YEAR, ENDED AUGUST 31, 2015, 85% OF UNDERGRADUATE AND 85% OF GRADUATE STUDENTS RECEIVED SOME FORM OF FINANCIAL AID, WITH A TOTAL OF \$368,969,747 OF FINANCIAL AID DISBURSED TO ALL STANFORD STUDENTS. APPROXIMATELY 66% OF THIS AID TOOK THE FORM OF TRANSFERS FROM INTERNAL UNIVERSITY FUNDS TO OFFSET TUITION AND OTHER UNIVERSITY CHARGES THAT WOULD OTHERWISE HAVE BEEN RECEIVED BY THE UNIVERSITY. THE BALANCE OF \$135,841,085 REPRESENTS DISBURSEMENTS, PRIMARILY TO GRADUATE STUDENTS, FOR STIPENDS, FELLOWSHIPS AND OTHER STUDENT AID, IN SUPPORT OF ACADEMIC EFFORT. FOR THE VAST MAJORITY OF ENROLLED STUDENTS, THESE AMOUNTS ARE PAID BY DIRECT DEPOSIT TO STUDENT BANK ACCOUNTS IN THE UNITED STATES. AT THE TIME OF CONSTRUCTIVE RECEIPT OF THESE FUNDS IN THE U.S., IT IS POSSIBLE THAT STUDENTS (PARTICULARLY DOCTORAL STUDENTS) MIGHT BE TRAVELING, OR "LIVING", OUTSIDE OF THE U.S. DURING THE COURSE OF THEIR ACADEMIC WORK, OR EVEN FOR PERSONAL PURPOSES. STANFORD REQUIRES THAT STUDENTS WHO ARE RECEIVING FINANCIAL AID MAINTAIN THEIR REGISTRATION STATUS, AND BE ENROLLED FOR ACADEMIC CREDIT IN UNIVERSITY-APPROVED PROGRAMS. THE UNIVERSITY DOES NOT BROADLY CONSIDER FINANCIAL AID DISBURSEMENTS IN THE UNITED STATES TO ENROLLED STUDENTS AS "GRANTS TO FOREIGN INDIVIDUALS" AND THEREFORE, DOES NOT TRACK PAYMENTS IN THAT MANNER. ACCORDINGLY, ONLY THOSE GRANTS PAID OUTSIDE OF THE UNITED STATES, OR GRANTS FOR USE OUTSIDE THE UNITED STATES FOR PROGRAMS WHICH HAVE A READILY IDENTIFIABLE FOREIGN COMPONENT THAT IS SEPARATELY TRACKED ARE REPORTED ON SCHEDULE F. THE FOLLOWING CATEGORIES OF AID ARE PAID DIRECTLY TO STUDENTS OR SCHOLARS OUTSIDE OF THE UNITED STATES, OR FOR INTENDED USE OUTSIDE THE U.S., AND ARE REPORTED ON SCHEDULE F, PART III. 1. RESEARCH GRANTS. THE UNIVERSITY FUNDS INDEPENDENT RESEARCH GRANT PROGRAMS AVAILABLE ON A COMPETITIVE BASIS TO UNDERGRADUATES. AS WITH MOST FINANCIAL AID, THESE GRANTS ARE DISBURSED IN THE UNITED STATES TO ENROLLED STUDENTS. OPPORTUNITIES TO FORMALLY PRESENT RESULTING ACADEMIC RESEARCH FINDINGS ARE PROVIDED, WHICH CONTRIBUTES TO THE ASSURANCE THAT MONIES ARE USED FOR THE INTENDED PURPOSE. ONLY THOSE AWARDS WHERE THE INTENDED USE OF THE RESEARCH GRANT IS OUTSIDE OF THE U.S., ARE REPORTED IN PART III. 2. SERVICE LEARNING FELLOWSHIPS AND TRAVEL GRANTS. STANFORD'S HAAS CENTER FOR PUBLIC SERVICE AND THE SCHOOL OF ENGINEERING'S GLOBAL ENGINEERING PROGRAM MANAGE PROGRAMS TO ENGAGE STANFORD STUDENTS IN SERVICE LEARNING OPPORTUNITIES. THESE PLACEMENTS ARE CLOSELY MONITORED BY PROGRAM OFFICERS PRIOR TO AND AFTER THEY OCCUR, TO ASSURE MAXIMUM BENEFIT OF THE LEARNING EXPERIENCE. FELLOWSHIPS PLACEMENTS OUTSIDE OF THE U.S. FOR WHICH STUDENTS RECEIVED SUPPORT ARE REPORTED IN PART III. 3. SCHOLARSHIPS. STANFORD MANAGES A CONSORTIUM LANGUAGE PROGRAM LOCATED IN THE EAST ASIA/PACIFIC REGION ON BEHALF OF SEVERAL U.S. UNIVERSITIES. SCHOLARSHIPS TO ATTEND THIS PROGRAM ARE AWARDED BY THE CONSORTIUM, AND ARE DISBURSED FROM STANFORD DIRECTLY TO THE IN-COUNTRY CONSORTIUM PROGRAM OFFICE. THESE AMOUNTS ARE REPORTED IN PART III. 4. OVERSEAS STUDIES PROGRAM-INTERNSHIP STIPENDS. AS PART OF ITS UNDERGRADUATE OVERSEAS STUDY PROGRAM, THE UNIVERSITY IS ABLE TO PLACE ELIGIBLE STANFORD STUDENTS IN LOCAL INTERNSHIPS FOR 3-6 MONTHS. STUDENTS ARE PAID A STIPEND TO COVER THEIR HOUSING, FOOD AND LIVING EXPENSES. UNIVERSITY PROGRAM MANAGERS IN THESE COUNTRIES WORK WITH RECIPIENT ORGANIZATIONS TO MONITOR STUDENT PERFORMANCE AND PROVIDE FEEDBACK. THESE AMOUNTS ARE REPORTED IN PART III AS GRANTS TO INDIVIDUALS, LIVING OUTSIDE OF THE U.S. THE IN-COUNTRY EXPENDITURES RELATING TO EACH OF THE OVERSEAS STUDIES CENTERS ARE REPORTED IN PART I, LINE 3 AS A PROGRAM ACTIVITY. A VERY SMALL PROPORTION OF THOSE EXPENSES ARE REPRESENTED BY CASH PAYMENTS TO STUDENTS FOR PER DIEM MEAL ALLOWANCES. THESE HAVE BEEN INCLUDED AS PROGRAM ACTIVITY EXPENSES, NOT AS GRANTS.</p>

Return Reference	Explanation
PART I LINE 2 PROCEDURES FOR MONITORING THE USE OF GRANT FUNDS	<p>TO INDIVIDUALS 5 RESEARCH FELLOWSHIPS STUDENTS AND FACULTY RECEIVE INTERNAL AND EXTERNAL FUNDS FOR INDEPENDENT RESEARCH PROJECTS DESCRIBED AS SUCH IN THE FINANCIAL SYSTEM WITH FOREIGN ACTIVITY ARE REPORTED IN PART III 6 OVERSEAS SEMINAR FEE WAIVERS AS PART OF THE OVERSEAS STUDY PROGRAM, THE UNIVERSITY OFFERS SEMINARS ABROAD WHICH PROVIDE UNDERGRADUATE STUDENTS THE OPPORTUNITY TO EARN CREDITS WHILE STUDYING ABROAD FOR 3-4 WEEKS ELIGIBLE STUDENTS MAY QUALIFY FOR FEE WAIVERS INDIVIDUAL RECIPIENTS ARE REPORTED IN PART III SUB-AWARDS SUB-AWARDS ARE PAYMENTS TO THIRD PARTY RECIPIENTS FOR PERFORMING A PORTION OF A STANFORD RESEARCH PROGRAM, MOST OFTEN A SPONSORED-RESEARCH PROJECT MANY SUB-AWARDS ARE AGREEMENTS FOR CONTRACTUALLY DEFINED DELIVERABLES, USUALLY REQUIRING HIGHLY SPECIFIC EXPERTISE AS SUCH THEY COULD BE DESCRIBED AS RESEARCH CONTRACTS HOWEVER, CERTAIN SUB-AWARDS MIGHT ALSO BE CATEGORIZED AS GRANTS, DEPENDING ON THE NATURE OF THE ORIGINATING PRIME FUNDING SOURCE, SINCE THE TERMS AND CONDITIONS OF THE ORIGINATING FUNDING SOURCE GENERALLY FLOW THROUGH TO THE SUB-AWARD ACCORDINGLY, GRANT-FUNDED SUB-AWARDS ARE REPORTED IN PART II CONTRACT-FUNDED SUB-AWARDS CONTRACT-FUNDED SUB-AWARDS TO FOREIGN RECIPIENTS ARE REPORTED IN PART I, LINE 3 AS RESEARCH PROGRAM ACTIVITIES THE PROCEDURES FOR MONITORING BOTH TYPES OF SUB-AWARDS ARE ESSENTIALLY IDENTICAL AN INITIAL RISK ASSESSMENT OF THE RECIPIENT IS CONDUCTED PRIOR TO THE GRANTING OF THE SUB-AWARD THIS, TOGETHER WITH AN AUDIT/FINANCIALS REVIEW, PROVIDES INSIGHT ON WHETHER IT IS APPROPRIATE AND REASONABLE TO ENTER INTO THE SUB-AWARD, OR WHETHER ADDITIONAL TERMS MUST BE ADDED TO THE SUB-AWARD AGREEMENT FOR GREATER ASSURANCE OF ITS SAFE-HANDLING IN ACCORDANCE WITH U.S. OFFICE OF MANAGEMENT AND BUDGET (OMB) CIRCULAR REQUIREMENTS, THE SUB-RECIPIENT IS REQUIRED TO ANNUALLY COMPLETE A QUESTIONNAIRE DESIGNED TO ASSESS CERTAIN ASPECTS OF THE ENTITY'S INTERNAL CONTROLS AND FINANCIAL STATUS THIS INFORMATION IS COLLECTED AND REVIEWED BY SPONSORED RESEARCH SPECIALISTS INVOICES SUBMITTED BY THE SUB-RECIPIENT TO THE UNIVERSITY ARE REVIEWED TO ENSURE THAT CHARGED EXPENSES MEET BOTH INTERNAL ACCOUNTING POLICIES, AS WELL AS STANDARDS ESTABLISHED BY U.S. OMB CIRCULAR REQUIREMENTS AWARDS ARE MONITORED ON AN ONGOING BASIS BY MEETING, REPORT OR COMMUNICATION, BY BOTH THE AWARD PRINCIPAL INVESTIGATOR AND THE UNIVERSITY'S SUB-RECIPIENT MONITORING OFFICER TO ENSURE THAT PROGRESS IS BEING MADE AS AGREED</p>

Return Reference	Explanation
PART I, LINE 3 DETAILS FOR EACH TYPE OF ACTIVITY CONDUCTED	<p>AS A LEADING RESEARCH INSTITUTION, STANFORD UNIVERSITY CONDUCTS ACTIVITIES ALL OVER THE WO RLD IN PURSUIT OF ITS ACADEMIC MISSION OF EDUCATION, RESEARCH AND PATIENT CARE. ITS STUDEN TS, FACULTY AND ALUMNI COMMUNITIES ARE SIMILARLY INTERNATIONAL IN CHARACTER, AND SEEK TO C OLLABORATE IN AN INTERDEPENDENT WORLD TO UNDERSTAND AND SOLVE GLOBAL CHALLENGES. IN ACCORD ANCE WITH THE FORM 990 INSTRUCTIONS, THE UNIVERSITY HAS REPORTED ON SCHEDULE F EXPENDITURE S RELATING TO FOREIGN ACTIVITIES WHICH ARE SEPARATELY TRACKED IN THE ACCOUNTING SYSTEM. ST ANFORD CONTINUES TO INVEST IN ENHANCEMENTS TO ITS FINANCIAL INFORMATION SYSTEMS TO ASSURE THE MOST ACCURATE REPORTING AND CATEGORIZATION OF THESE EXPENDITURES.</p> <p>GRANTMAKING. GRANTS REPORTED ON SCHEDULE F ARE SEPARATELY TRACKED IN THE ACCOUNTING SY STEM, CATEGORIZED FOR FINANCIAL STATEMENT PURPOSES BY ACTIVITY AND EXPENDITURE TYPE. IT IS CURRENTLY NOT POSSIBLE TO EXHAUSTIVELY REPORT ALL GRANTS WHERE THE INTENDED PURPOSE IS FOR USE OUTSIDE THE U S. B ECAUSE THE PURPOSE OF THE INDIVIDUAL AWARDS IS NOT TRACKED IN THE ACCOUNTING SY STEM. IN TH E CASE WHERE ESTIMATES WERE USED, THE NUMBER OF RECIPIENTS REPORTED IN PART III WAS BASED ON ONE RECIPIENT PER UNIQUE PAYEE, PROJECT, AND REGION.</p> <p>TRANSACTION. PROGRAM SERVICES. PROG RAM SERVICES INCLUDE ACTIVITIES RELATING TO THE CORE INSTITUTIONAL MISSION OF TEACHING, RE SEARCH AND PATIENT CARE. FOR FINANCIAL STATEMENT PURPOSES, EXPENDITURES ARE REPORTED IN AC CORDANCE WITH GENERALLY ACCEPTED ACCOUNTING PRINCIPLES. THE STATEMENT OF ACTIVITIES REPORT S BY COST OBJECT (SALARIES &amp; BENEFITS, DEPRECIATION AND OTHER OPERATING EXPENSES), WITH AD DITIONAL DISCLOSURE AS TO FUNCTIONAL BASIS OF EXPENDITURES.</p> <p>STUDY ABROAD. STUDY ABROAD INC LUDES OPERATING AND RENOVATION EXPENSES DIRECTLY INCURRED IN REGION. CONSISTENT WITH FINAN CIAL STATEMENT TREATMENT, WHERE SALARIES ARE INCURRED, A COST ALLOCATION FOR FRINGE BENEFI TS IS ALSO REPORTED.</p> <p>EDUCATION-EXECUTIVE AND PROFESSIONAL DEVELOPMENT. STANFORD'S GRADUATE SCHOOLS OFFER EXECUTIVE EDUCATION PROGRAMS TO FACILITATE LIFE-LONG PROFESSIONAL LEARNING, AND DISSEMINATION OF CURRENT RESEARCH FINDINGS.</p> <p>EDUCATION-TRAVEL. STUDY PROGRAM. EDUCATION -TRAVEL STUDY PROGRAM INCLUDES EXPENSES DIRECTLY INCURRED IN REGIONS FOR ALUMNI ASSOCIATIO N-SPONSORED TRAVEL STUDY TRIPS AND GRADUATE SCHOOL OF BUSINESS GLOBAL STUDY TRIPS.</p> <p>RESEARC H. RESEARCH INCLUDES DIRECT COSTS INCURRED FOR FACULTY RESEARCH PROJECTS IN A SPECIFIC REG ION, INCLUDING PAYMENTS FOR PROFESSIONAL SERVICES ENGAGED TO FURTHER THE RESEARCH PURPOSE.</p> <p>RESEARCH SUB-AWARDS. RESEARCH SUB-AWARDS REPRESENT PAYMENT TO FOREIGN SUB-RECIPIENTS FOR CONTRACT-FUNDED SUB-AWARDS THAT RETAIN THEIR PRIME-SPONSOR TERMS AND CONDITIONS AS CONTRAC TS.</p> <p>INTERDISCIPLINARY CENTER. INTERDISCIPLINARY CENTER REPRESENTS EXPENSES INCURRED FOR TH E OPERATION, SUPPORT, MAINTENANCE, AND MANAGEMENT OF A FACILITY IN THE EAST ASIA/PACIFIC R EGION TO HOUSE STANFORD FACULTY, STAFF AND STUDENTS ENGAGED IN ACADEMIC ACTIVITIES IN THAT REGION.</p> <p>FOREIGN TRAVEL. FOREIGN TRAVEL IS CATEGORIZED SEPARATELY IN THE ACCOUNTING SYSTEM TO MEET COST PRINCIPLES OF OMB REQUIREMENTS.</p> <p>FUNDRAISING. FUNDRAISING INCLUDES EXPENSES D IRECTLY INCURRED IN THE REGION FOR FUNDRAISING ACTIVITIES.</p> <p>INVESTMENTS. IN THE INTERESTS O F PRUDENT STEWARDSHIP OF ITS ENDOWMENT FUNDS, THE UNIVERSITY SEEKS TO MAINTAIN A DIVERSIFI ED INVESTMENT PORTFOLIO OF ACTIVELY MANAGED FINANCIAL AND REAL ESTATE ASSETS LOCATED THROU GHOUT THE WORLD. DIVERSIFICATION AIMS TO ENSURE THAT THE ENDOWMENT GENERATES RETURNS THAT BOTH MEETS CURRENT OPERATING INCOME NEEDS AND PROVIDES FOR SUPPORT OF FUTURE STUDENTS AND PROGRAMS. THE PORTFOLIO IS CONSTRUCTED ON A FOUNDATION OF MODERN PORTFOLIO THEORY AND STRA TEGIC ALLOCATION, SEEKING TO OPTIMIZE LONG-TERM RETURNS, CREATE CONSISTENT ANNUAL PAY OUTS TO THE UNIVERSITY'S OPERATING BUDGET AND PRESERVE PURCHASING POWER FOR FUTURE GENERATIONS OF STANFORD FACULTY AND STUDENTS. THE STANFORD MANAGEMENT COMPANY, A DIVISION OF THE UNIVE RSITY, ACTIVELY MANAGES THE ENDOWMENT, ACCESSING MANY OF THE BEST THIRD-PARTY MANAGERS WOR LDWIDE TO DEPLOY ITS CAPITAL. THE GEOGRAPHIC ALLOCATION OF THE UNIVERSITY'S INVESTMENTS, A S SHOWN IN SCHEDULE F, IS A RESULT OF THESE FACTORS.</p> <p>THE UNIVERSITY REPORTS IN PART I ITS REGIONAL NET BOOK VALUE INVESTMENT AMOUNTS, CONSISTENT WITH THE IRS 2014 INSTRUCTIONS FOR SCHEDULE F. ALSO REPORTED IN PART I ARE THE FOREIGN TRAVEL EXPENSES DIRECTLY RELATED TO TH E REQUISITE DUE DILIGENCE AND MANAGEMENT OF THE ENDOWMENT PORTFOLIO, AS WELL AS DIRECT COM PENSATION TO THIRD-PARTY MANAGERS.</p> <p>METHOD USED TO ACCOUNT FOR CASH GRANTS AND NON CASH ASS ISTANCE ON PART II. SUB AWARDS ARE SEPARATELY TRACKED IN THE ACCOUNTING SY STEM WITH THE IDE NTIFICATION OF THE FUNDING SOURCE OF THE SUB AWARD (I.E. GRANT VS CONTRACT). SEPARATELY TR ACKED IN THE UNIVERSITY'S SPONSORED RESEARCH SY STEM. INCLUDED IN PART II ARE DIRECT GRANTS AND OTHER ASSISTANCE TO ORGANIZATIONS OUTSIDE THE UNITED STATES. THE UNIVERSITY DOES NOT TRACK WHETHER GRANTS TO ORGANIZATIONS WITHIN THE U</p>

Return Reference	Explanation
PART I, LINE 3 DETAILS FOR EACH TYPE OF ACTIVITY CONDUCTED	NITED STATES ARE MADE FOR THE PURPOSE OF PROVIDING GRANTS TO FOREIGN ORGANIZATIONS SUB-AWARDS ARE SUBJECT TO THE MONITORING PROCEDURES DISCUSSED IN PART V WITH RESPECT TO PART I, LINE 2 REGARDLESS OF WHETHER THE RECIPIENT WILL FURTHER SUB-AWARD FUNDS IN ORDER TO ACCOMP LISH THE PURPOSES OF THE AWARD

Return Reference	Explanation
METHOD USED TO ACCOUNT FOR CASH GRANTS AND NON CASH ASSISTANCE ON PART III	PAYMENTS TO INDIVIDUALS OUTSIDE OF THE UNITED STATES ARE TRACKED IN THE PAYABLES SUB-LEDGER OF THE ACCOUNTING SYSTEM. GRANT DISBURSEMENTS TO STUDENTS AND FACULTY ARE TRACKED AT A SUMMARY LEVEL IN THE ACCOUNTING SYSTEM. THE AWARDED INDIVIDUAL GRANT FUNDS IS A DECENTRALIZED ACADEMIC PROGRAM LEVEL RESPONSIBILITY. HOWEVER, THE GEOGRAPHIC LOCATION OF THE INTENDED USE OF THE FUNDS IS NOT CURRENTLY SYSTEMATICALLY TRACKED, AND THEREFORE CANNOT READILY BE IDENTIFIED OUTSIDE OF LARGE UNDERGRADUATE PROGRAMS WHICH MAKE SUCH AWARDS. CONSEQUENTLY, THE NUMBER OF RECIPIENTS REPORTED IN PART III REFLECT ACTUAL RECIPIENTS OF THOSE PROGRAMS, OR OTHER IDENTIFIED STUDENT RECIPIENTS.

Additional Data

Software ID:  
Software Version:  
EIN: 94-1156365  
Name: THE BOARD OF TRUSTEES OF THE LELAND STANFORD  
JUNIOR UNIVERSITY

Form 990 Schedule F Part I - Activities Outside The United States

(a) Region	(b) Number of offices in the region	(c) Number of employees or agents in region	(d) Activities conducted in region (by type) (i e , fundraising, program services, grants to recipients located in the region)	(e) If activity listed in (d) is a program service, describe specific type of service (s) in region	(f) Total expenditures for region
CENTRAL AMERICA AND THE CARIBBEAN			PROGRAM SERVICES	TRAVEL STUDY	800
EAST ASIA AND THE PACIFIC			PROGRAM SERVICES	TRAVEL STUDY	87,255
EUROPE			PROGRAM SERVICES	TRAVEL STUDY	52,608

**Form 990 Schedule F Part I - Activities Outside The United States**

(a) Region	(b) Number of offices in the region	(c) Number of employees or agents in region	(d) Activities conducted in region (by type) (i e , fundraising, program services, grants to recipients located in the region)	(e) If activity listed in (d) is a program service, describe specific type of service (s) in region	(f) Total expenditures for region
MIDDLE EAST & NORTH AFRICA			PROGRAM SERVICES	TRAVEL STUDY	213,261
NORTH AMERICA			PROGRAM SERVICES	TRAVEL STUDY	8,324
SOUTH AMERICA			PROGRAM SERVICES	TRAVEL STUDY	24,776

Form 990 Schedule F Part I - Activities Outside The United States

(a) Region	(b) Number of offices in the region	(c) Number of employees or agents in region	(d) Activities conducted in region (by type) (i e , fundraising, program services, grants to recipients located in the region)	(e) If activity listed in (d) is a program service, describe specific type of service (s) in region	(f) Total expenditures for region
SOUTH ASIA			PROGRAM SERVICES	TRAVEL STUDY	42,674
SUB-SAHARAN AFRICA			PROGRAM SERVICES	TRAVEL STUDY	18,665
EUROPE			PROGRAM SERVICES	STUDY ABROAD - BOSP OX	4,260,039

**Form 990 Schedule F Part I - Activities Outside The United States**

(a) Region	(b) Number of offices in the region	(c) Number of employees or agents in region	(d) Activities conducted in region (by type) (i e , fundraising, program services, grants to recipients located in the region)	(e) If activity listed in (d) is a program service, describe specific type of service (s) in region	(f) Total expenditures for region
EAST ASIA AND THE PACIFIC	1	27	PROGRAM SERVICES	STUDY ABROAD - BO SP OP	2,082,717
EUROPE	5	149	PROGRAM SERVICES	STUDY ABROAD - BO SP OP	8,960,488
SOUTH AMERICA	1	17	PROGRAM SERVICES	STUDY ABROAD - BO SP OP	944,552

**Form 990 Schedule F Part I - Activities Outside The United States**

(a) Region	(b) Number of offices in the region	(c) Number of employees or agents in region	(d) Activities conducted in region (by type) (i e , fundraising, program services, grants to recipients located in the region)	(e) If activity listed in (d) is a program service, describe specific type of service (s) in region	(f) Total expenditures for region
SUB-SAHARAN AFRICA	1	17	PROGRAM SERVICES	STUDY ABROAD - BOSP OP	904,454
ANTARCTICA			PROGRAM SERVICES	SAA STUDY TOURS	800,736
CENTRAL AMERICA AND THE CARIBBEAN			PROGRAM SERVICES	SAA STUDY TOURS	566,782

Form 990 Schedule F Part I - Activities Outside The United States

(a) Region	(b) Number of offices in the region	(c) Number of employees or agents in region	(d) Activities conducted in region (by type) (i e , fundraising, program services, grants to recipients located in the region)	(e) If activity listed in (d) is a program service, describe specific type of service (s) in region	(f) Total expenditures for region
EAST ASIA AND THE PACIFIC			PROGRAM SERVICES	SAA STUDY TOURS	851,501
EAST ASIA AND THE PACIFIC			PROGRAM SERVICES	SAA STUDY TOURS	3,268,905
EUROPE			PROGRAM SERVICES	SAA STUDY TOURS	4,735,498

Form 990 Schedule F Part I - Activities Outside The United States

(a) Region	(b) Number of offices in the region	(c) Number of employees or agents in region	(d) Activities conducted in region (by type) (i e , fundraising, program services, grants to recipients located in the region)	(e) If activity listed in (d) is a program service, describe specific type of service (s) in region	(f) Total expenditures for region
EUROPE			PROGRAM SERVICES	SAA STUDY TOURS	1,255,163
MIDDLE EAST & NORTH AFRICA			PROGRAM SERVICES	SAA STUDY TOURS	659,385
MIDDLE EAST & NORTH AFRICA			PROGRAM SERVICES	SAA STUDY TOURS	298,711

Form 990 Schedule F Part I - Activities Outside The United States

(a) Region	(b) Number of offices in the region	(c) Number of employees or agents in region	(d) Activities conducted in region (by type) (i e , fundraising, program services, grants to recipients located in the region)	(e) If activity listed in (d) is a program service, describe specific type of service (s) in region	(f) Total expenditures for region
NORTH AMERICA			PROGRAM SERVICES	SAA STUDY TOURS	724,091
RUSSIA AND NEIGHBORING STATES			PROGRAM SERVICES	SAA STUDY TOURS	96,532
SOUTH AMERICA			PROGRAM SERVICES	SAA STUDY TOURS	797,207

Form 990 Schedule F Part I - Activities Outside The United States

(a) Region	(b) Number of offices in the region	(c) Number of employees or agents in region	(d) Activities conducted in region (by type) (i e , fundraising, program services, grants to recipients located in the region)	(e) If activity listed in (d) is a program service, describe specific type of service (s) in region	(f) Total expenditures for region
SOUTH ASIA			PROGRAM SERVICES	SAA STUDY TOURS	494,159
SUB-SAHARAN AFRICA			PROGRAM SERVICES	SAA STUDY TOURS	644,526
SUB-SAHARAN AFRICA			PROGRAM SERVICES	SAA STUDY TOURS	469,234

Form 990 Schedule F Part I - Activities Outside The United States

(a) Region	(b) Number of offices in the region	(c) Number of employees or agents in region	(d) Activities conducted in region (by type) (i e , fundraising, program services, grants to recipients located in the region)	(e) If activity listed in (d) is a program service, describe specific type of service (s) in region	(f) Total expenditures for region
EAST ASIA AND THE PACIFIC			PROGRAM SERVICES	RESEARCH SUB-AWARD CON	268,651
EUROPE			PROGRAM SERVICES	RESEARCH SUB-AWARD CON	992,434
MIDDLE EAST & NORTH AFRICA			PROGRAM SERVICES	RESEARCH SUB-AWARD CON	227,374

Form 990 Schedule F Part I - Activities Outside The United States

(a) Region	(b) Number of offices in the region	(c) Number of employees or agents in region	(d) Activities conducted in region (by type) (i e , fundraising, program services, grants to recipients located in the region)	(e) If activity listed in (d) is a program service, describe specific type of service (s) in region	(f) Total expenditures for region
NORTH AMERICA			PROGRAM SERVICES	RESEARCH SUB-AWARD CON	169,821
SOUTH ASIA			PROGRAM SERVICES	RESEARCH SUB-AWARD CON	186,797
SUB-SAHARAN AFRICA			PROGRAM SERVICES	RESEARCH SUB-AWARD CON	248,262

Form 990 Schedule F Part I - Activities Outside The United States

(a) Region	(b) Number of offices in the region	(c) Number of employees or agents in region	(d) Activities conducted in region (by type) (i e , fundraising, program services, grants to recipients located in the region)	(e) If activity listed in (d) is a program service, describe specific type of service (s) in region	(f) Total expenditures for region
EAST ASIA AND THE PACIFIC			PROGRAM SERVICES	RESEARCH - SLAC EXPENS	305,065
EUROPE			PROGRAM SERVICES	RESEARCH - SLAC EXPENS	1,065,282
MIDDLE EAST & NORTH AFRICA			PROGRAM SERVICES	RESEARCH - SLAC EXPENS	2,607

Form 990 Schedule F Part I - Activities Outside The United States

(a) Region	(b) Number of offices in the region	(c) Number of employees or agents in region	(d) Activities conducted in region (by type) (i e , fundraising, program services, grants to recipients located in the region)	(e) If activity listed in (d) is a program service, describe specific type of service (s) in region	(f) Total expenditures for region
NORTH AMERICA			PROGRAM SERVICES	RESEARCH - SLAC EXPENS	45,167
SOUTH AMERICA			PROGRAM SERVICES	RESEARCH - SLAC EXPENS	3,265
SOUTH ASIA			PROGRAM SERVICES	RESEARCH - SLAC EXPENS	2,635

Form 990 Schedule F Part I - Activities Outside The United States

(a) Region	(b) Number of offices in the region	(c) Number of employees or agents in region	(d) Activities conducted in region (by type) (i e , fundraising, program services, grants to recipients located in the region)	(e) If activity listed in (d) is a program service, describe specific type of service (s) in region	(f) Total expenditures for region
SUB-SAHARAN AFRICA			PROGRAM SERVICES	RESEARCH - SLAC EXPENS	346
EUROPE		9	PROGRAM SERVICES	RESEARCH - SLAC CERN	1,162,461
EUROPE	1	33	PROGRAM SERVICES	RESEARCH - ATALHYK,	359,479

**Form 990 Schedule F Part I - Activities Outside The United States**

(a) Region	(b) Number of offices in the region	(c) Number of employees or agents in region	(d) Activities conducted in region (by type) (i e , fundraising, program services, grants to recipients located in the region)	(e) If activity listed in (d) is a program service, describe specific type of service (s) in region	(f) Total expenditures for region
CENTRAL AMERICA AND THE CARIBBEAN			PROGRAM SERVICES	RESEARCH	92,704
EAST ASIA AND THE PACIFIC		10	PROGRAM SERVICES	RESEARCH	1,251,430
EUROPE		17	PROGRAM SERVICES	RESEARCH	2,149,149

Form 990 Schedule F Part I - Activities Outside The United States

(a) Region	(b) Number of offices in the region	(c) Number of employees or agents in region	(d) Activities conducted in region (by type) (i e , fundraising, program services, grants to recipients located in the region)	(e) If activity listed in (d) is a program service, describe specific type of service (s) in region	(f) Total expenditures for region
MIDDLE EAST & NORTH AFRICA			PROGRAM SERVICES	RESEARCH	164,079
NORTH AMERICA		8	PROGRAM SERVICES	RESEARCH	493,815
RUSSIA AND NEIGHBORING STATES			PROGRAM SERVICES	RESEARCH	57,452

Form 990 Schedule F Part I - Activities Outside The United States

(a) Region	(b) Number of offices in the region	(c) Number of employees or agents in region	(d) Activities conducted in region (by type) (i e , fundraising, program services, grants to recipients located in the region)	(e) If activity listed in (d) is a program service, describe specific type of service (s) in region	(f) Total expenditures for region
SOUTH AMERICA		2	PROGRAM SERVICES	RESEARCH	253,995
SOUTH ASIA		2	PROGRAM SERVICES	RESEARCH	415,858
SUB-SAHARAN AFRICA		2	PROGRAM SERVICES	RESEARCH	430,180

Form 990 Schedule F Part I - Activities Outside The United States

(a) Region	(b) Number of offices in the region	(c) Number of employees or agents in region	(d) Activities conducted in region (by type) (i e , fundraising, program services, grants to recipients located in the region)	(e) If activity listed in (d) is a program service, describe specific type of service(s) in region	(f) Total expenditures for region
EAST ASIA AND THE PACIFIC			PROGRAM SERVICES	INVESTMENT ADMINISTRAT	200,067
EUROPE			PROGRAM SERVICES	INVESTMENT ADMINISTRAT	423,291
NORTH AMERICA			PROGRAM SERVICES	INVESTMENT ADMINISTRAT	27,209

Form 990 Schedule F Part I - Activities Outside The United States

(a) Region	(b) Number of offices in the region	(c) Number of employees or agents in region	(d) Activities conducted in region (by type) (i.e., fundraising, program services, grants to recipients located in the region)	(e) If activity listed in (d) is a program service, describe specific type of service(s) in region	(f) Total expenditures for region
SOUTH AMERICA			PROGRAM SERVICES	INVESTMENT ADMINISTRAT	23,989
SOUTH ASIA			PROGRAM SERVICES	INVESTMENT ADMINISTRAT	12,226
EAST ASIA AND THE PACIFIC			PROGRAM SERVICES	INTERDISCIPLINARY CENT	35,771

Form 990 Schedule F Part I - Activities Outside The United States

(a) Region	(b) Number of offices in the region	(c) Number of employees or agents in region	(d) Activities conducted in region (by type) (i e , fundraising, program services, grants to recipients located in the region)	(e) If activity listed in (d) is a program service, describe specific type of service(s) in region	(f) Total expenditures for region
EUROPE		1	PROGRAM SERVICES	INTERDISCIPLINARY CENT	81,103
MIDDLE EAST & NORTH AFRICA			PROGRAM SERVICES	INTERDISCIPLINARY CENT	1,208
NORTH AMERICA			PROGRAM SERVICES	INTERDISCIPLINARY CENT	16,649

**Form 990 Schedule F Part I - Activities Outside The United States**

(a) Region	(b) Number of offices in the region	(c) Number of employees or agents in region	(d) Activities conducted in region (by type) (i.e., fundraising, program services, grants to recipients located in the region)	(e) If activity listed in (d) is a program service, describe specific type of service(s) in region	(f) Total expenditures for region
RUSSIA AND NEIGHBORING STATES			PROGRAM SERVICES	INTERDISCIPLINARY CENT	448
SOUTH AMERICA			PROGRAM SERVICES	INTERDISCIPLINARY CENT	386
SUB-SAHARAN AFRICA			PROGRAM SERVICES	INTERDISCIPLINARY CENT	9,161

Form 990 Schedule F Part I - Activities Outside The United States

(a) Region	(b) Number of offices in the region	(c) Number of employees or agents in region	(d) Activities conducted in region (by type) (i e , fundraising, program services, grants to recipients located in the region)	(e) If activity listed in (d) is a program service, describe specific type of service(s) in region	(f) Total expenditures for region
EAST ASIA AND THE PACIFIC			PROGRAM SERVICES	GLOBAL ENGINEERING PRO	34,089
SOUTH AMERICA			PROGRAM SERVICES	GLOBAL ENGINEERING PRO	74,493
SOUTH ASIA			PROGRAM SERVICES	GLOBAL ENGINEERING PRO	57,022

Form 990 Schedule F Part I - Activities Outside The United States

(a) Region	(b) Number of offices in the region	(c) Number of employees or agents in region	(d) Activities conducted in region (by type) (i e , fundraising, program services, grants to recipients located in the region)	(e) If activity listed in (d) is a program service, describe specific type of service(s) in region	(f) Total expenditures for region
SUB-SAHARAN AFRICA			PROGRAM SERVICES	GLOBAL ENGINEERING PRO	24,270
CENTRAL AMERICA AND THE CARIBBEAN			PROGRAM SERVICES	FOREIGN TRAVEL RESEAR	38,206
EAST ASIA AND THE PACIFIC		7	PROGRAM SERVICES	FOREIGN TRAVEL RESEAR	1,939,645

Form 990 Schedule F Part I - Activities Outside The United States

(a) Region	(b) Number of offices in the region	(c) Number of employees or agents in region	(d) Activities conducted in region (by type) (i e , fundraising, program services, grants to recipients located in the region)	(e) If activity listed in (d) is a program service, describe specific type of service (s) in region	(f) Total expenditures for region
EUROPE		15	PROGRAM SERVICES	FOREIGN TRAVEL RESEAR	2,867,511
MIDDLE EAST & NORTH AFRICA			PROGRAM SERVICES	FOREIGN TRAVEL RESEAR	277,445
NORTH AMERICA		6	PROGRAM SERVICES	FOREIGN TRAVEL RESEAR	584,313

**Form 990 Schedule F Part I - Activities Outside The United States**

(a) Region	(b) Number of offices in the region	(c) Number of employees or agents in region	(d) Activities conducted in region (by type) (i e , fundraising, program services, grants to recipients located in the region)	(e) If activity listed in (d) is a program service, describe specific type of service (s) in region	(f) Total expenditures for region
RUSSIA AND NEIGHBORING STATES		1	PROGRAM SERVICES	FOREIGN TRAVEL RESEAR	89,554
SOUTH AMERICA		2	PROGRAM SERVICES	FOREIGN TRAVEL RESEAR	267,224
SOUTH ASIA		1	PROGRAM SERVICES	FOREIGN TRAVEL RESEAR	505,008

Form 990 Schedule F Part I - Activities Outside The United States

(a) Region	(b) Number of offices in the region	(c) Number of employees or agents in region	(d) Activities conducted in region (by type) (i e , fundraising, program services, grants to recipients located in the region)	(e) If activity listed in (d) is a program service, describe specific type of service (s) in region	(f) Total expenditures for region
SUB-SAHARAN AFRICA			PROGRAM SERVICES	FOREIGN TRAVEL RESEAR	124,761
EAST ASIA AND THE PACIFIC			PROGRAM SERVICES	FOREIGN TRAVEL RECRUI	61,795
EUROPE			PROGRAM SERVICES	FOREIGN TRAVEL RECRUI	108,319

Form 990 Schedule F Part I - Activities Outside The United States

(a) Region	(b) Number of offices in the region	(c) Number of employees or agents in region	(d) Activities conducted in region (by type) (i e , fundraising, program services, grants to recipients located in the region)	(e) If activity listed in (d) is a program service, describe specific type of service (s) in region	(f) Total expenditures for region
MIDDLE EAST & NORTH AFRICA			PROGRAM SERVICES	FOREIGN TRAVEL RECRUI	16,908
NORTH AMERICA			PROGRAM SERVICES	FOREIGN TRAVEL RECRUI	11,910
RUSSIA AND NEIGHBORING STATES			PROGRAM SERVICES	FOREIGN TRAVEL RECRUI	776

Form 990 Schedule F Part I - Activities Outside The United States

(a) Region	(b) Number of offices in the region	(c) Number of employees or agents in region	(d) Activities conducted in region (by type) (i e , fundraising, program services, grants to recipients located in the region)	(e) If activity listed in (d) is a program service, describe specific type of service (s) in region	(f) Total expenditures for region
SOUTH AMERICA			PROGRAM SERVICES	FOREIGN TRAVEL RECRUI	11,899
SOUTH ASIA			PROGRAM SERVICES	FOREIGN TRAVEL RECRUI	32,159
SUB-SAHARAN AFRICA			PROGRAM SERVICES	FOREIGN TRAVEL RECRUI	29,376

Form 990 Schedule F Part I - Activities Outside The United States

(a) Region	(b) Number of offices in the region	(c) Number of employees or agents in region	(d) Activities conducted in region (by type) (i e , fundraising, program services, grants to recipients located in the region)	(e) If activity listed in (d) is a program service, describe specific type of service (s) in region	(f) Total expenditures for region
EAST ASIA AND THE PACIFIC		3	PROGRAM SERVICES	FOREIGN TRAVEL LIBRAR	14,011
EUROPE			PROGRAM SERVICES	FOREIGN TRAVEL LIBRAR	54,071
NORTH AMERICA		1	PROGRAM SERVICES	FOREIGN TRAVEL LIBRAR	6,012

Form 990 Schedule F Part I - Activities Outside The United States

(a) Region	(b) Number of offices in the region	(c) Number of employees or agents in region	(d) Activities conducted in region (by type) (i e , fundraising, program services, grants to recipients located in the region)	(e) If activity listed in (d) is a program service, describe specific type of service (s) in region	(f) Total expenditures for region
EAST ASIA AND THE PACIFIC			PROGRAM SERVICES	FOREIGN TRAVEL EXTERN	251,863
EUROPE		4	PROGRAM SERVICES	FOREIGN TRAVEL EXTERN	274,455
MIDDLE EAST & NORTH AFRICA			PROGRAM SERVICES	FOREIGN TRAVEL EXTERN	7,061

Form 990 Schedule F Part I - Activities Outside The United States

(a) Region	(b) Number of offices in the region	(c) Number of employees or agents in region	(d) Activities conducted in region (by type) (i e , fundraising, program services, grants to recipients located in the region)	(e) If activity listed in (d) is a program service, describe specific type of service (s) in region	(f) Total expenditures for region
NORTH AMERICA			PROGRAM SERVICES	FOREIGN TRAVEL EXTERN	8,550
SOUTH AMERICA			PROGRAM SERVICES	FOREIGN TRAVEL EXTERN	799
SOUTH ASIA			PROGRAM SERVICES	FOREIGN TRAVEL EXTERN	35,495

**Form 990 Schedule F Part I - Activities Outside The United States**

(a) Region	(b) Number of offices in the region	(c) Number of employees or agents in region	(d) Activities conducted in region (by type) (i e , fundraising, program services, grants to recipients located in the region)	(e) If activity listed in (d) is a program service, describe specific type of service (s) in region	(f) Total expenditures for region
SUB-SAHARAN AFRICA			PROGRAM SERVICES	FOREIGN TRAVEL EXTERN	11,584
CENTRAL AMERICA AND THE CARIBBEAN			PROGRAM SERVICES	FOREIGN TRAVEL CONFER	8,082
EAST ASIA AND THE PACIFIC			PROGRAM SERVICES	FOREIGN TRAVEL CONFER	2,191

Form 990 Schedule F Part I - Activities Outside The United States

(a) Region	(b) Number of offices in the region	(c) Number of employees or agents in region	(d) Activities conducted in region (by type) (i e , fundraising, program services, grants to recipients located in the region)	(e) If activity listed in (d) is a program service, describe specific type of service (s) in region	(f) Total expenditures for region
EAST ASIA AND THE PACIFIC		1	PROGRAM SERVICES	FOREIGN TRAVEL CONFER	319,336
EUROPE			PROGRAM SERVICES	FOREIGN TRAVEL CONFER	17,065
EUROPE		2	PROGRAM SERVICES	FOREIGN TRAVEL CONFER	894,752

Form 990 Schedule F Part I - Activities Outside The United States

(a) Region	(b) Number of offices in the region	(c) Number of employees or agents in region	(d) Activities conducted in region (by type) (i e , fundraising, program services, grants to recipients located in the region)	(e) If activity listed in (d) is a program service, describe specific type of service (s) in region	(f) Total expenditures for region
MIDDLE EAST & NORTH AFRICA			PROGRAM SERVICES	FOREIGN TRAVEL CONFER	85,592
NORTH AMERICA			PROGRAM SERVICES	FOREIGN TRAVEL CONFER	6,393
NORTH AMERICA			PROGRAM SERVICES	FOREIGN TRAVEL CONFER	124,562

**Form 990 Schedule F Part I - Activities Outside The United States**

(a) Region	(b) Number of offices in the region	(c) Number of employees or agents in region	(d) Activities conducted in region (by type) (i e , fundraising, program services, grants to recipients located in the region)	(e) If activity listed in (d) is a program service, describe specific type of service (s) in region	(f) Total expenditures for region
RUSSIA AND NEIGHBORING STATES			PROGRAM SERVICES	FOREIGN TRAVEL CONFER	3,634
SOUTH AMERICA			PROGRAM SERVICES	FOREIGN TRAVEL CONFER	845
SOUTH AMERICA			PROGRAM SERVICES	FOREIGN TRAVEL CONFER	44,488

**Form 990 Schedule F Part I - Activities Outside The United States**

(a) Region	(b) Number of offices in the region	(c) Number of employees or agents in region	(d) Activities conducted in region (by type) (i e , fundraising, program services, grants to recipients located in the region)	(e) If activity listed in (d) is a program service, describe specific type of service (s) in region	(f) Total expenditures for region
SOUTH ASIA		1	PROGRAM SERVICES	FOREIGN TRAVEL CONFER	49,387
SUB-SAHARAN AFRICA			PROGRAM SERVICES	FOREIGN TRAVEL CONFER	103,499
CENTRAL AMERICA AND THE CARIBBEAN			PROGRAM SERVICES	FOREIGN TRAVEL COLLAB	11,980

Form 990 Schedule F Part I - Activities Outside The United States

(a) Region	(b) Number of offices in the region	(c) Number of employees or agents in region	(d) Activities conducted in region (by type) (i e , fundraising, program services, grants to recipients located in the region)	(e) If activity listed in (d) is a program service, describe specific type of service (s) in region	(f) Total expenditures for region
EAST ASIA AND THE PACIFIC			PROGRAM SERVICES	FOREIGN TRAVEL COLLAB	209,643
EUROPE			PROGRAM SERVICES	FOREIGN TRAVEL COLLAB	408,359
MIDDLE EAST & NORTH AFRICA			PROGRAM SERVICES	FOREIGN TRAVEL COLLAB	16,030

**Form 990 Schedule F Part I - Activities Outside The United States**

(a) Region	(b) Number of offices in the region	(c) Number of employees or agents in region	(d) Activities conducted in region (by type) (i e , fundraising, program services, grants to recipients located in the region)	(e) If activity listed in (d) is a program service, describe specific type of service (s) in region	(f) Total expenditures for region
NORTH AMERICA			PROGRAM SERVICES	FOREIGN TRAVEL COLLAB	42,966
RUSSIA AND NEIGHBORING STATES			PROGRAM SERVICES	FOREIGN TRAVEL COLLAB	3,856
SOUTH AMERICA			PROGRAM SERVICES	FOREIGN TRAVEL COLLAB	22,685

**Form 990 Schedule F Part I - Activities Outside The United States**

(a) Region	(b) Number of offices in the region	(c) Number of employees or agents in region	(d) Activities conducted in region (by type) (i e , fundraising, program services, grants to recipients located in the region)	(e) If activity listed in (d) is a program service, describe specific type of service (s) in region	(f) Total expenditures for region
SOUTH ASIA			PROGRAM SERVICES	FOREIGN TRAVEL COLLAB	29,082
SUB-SAHARAN AFRICA			PROGRAM SERVICES	FOREIGN TRAVEL COLLAB	58,226
CENTRAL AMERICA AND THE CARIBBEAN			PROGRAM SERVICES	FOREIGN TRAVEL CLINIC	9,420

Form 990 Schedule F Part I - Activities Outside The United States

(a) Region	(b) Number of offices in the region	(c) Number of employees or agents in region	(d) Activities conducted in region (by type) (i e , fundraising, program services, grants to recipients located in the region)	(e) If activity listed in (d) is a program service, describe specific type of service (s) in region	(f) Total expenditures for region
EAST ASIA AND THE PACIFIC			PROGRAM SERVICES	FOREIGN TRAVEL CLINIC	31,114
EUROPE			PROGRAM SERVICES	FOREIGN TRAVEL CLINIC	82,982
NORTH AMERICA			PROGRAM SERVICES	FOREIGN TRAVEL CLINIC	52,155

Form 990 Schedule F Part I - Activities Outside The United States

(a) Region	(b) Number of offices in the region	(c) Number of employees or agents in region	(d) Activities conducted in region (by type) (i e , fundraising, program services, grants to recipients located in the region)	(e) If activity listed in (d) is a program service, describe specific type of service (s) in region	(f) Total expenditures for region
SOUTH AMERICA			PROGRAM SERVICES	FOREIGN TRAVEL CLINIC	34,700
SOUTH ASIA			PROGRAM SERVICES	FOREIGN TRAVEL CLINIC	7,610
SUB-SAHARAN AFRICA			PROGRAM SERVICES	FOREIGN TRAVEL CLINIC	158,425

Form 990 Schedule F Part I - Activities Outside The United States

(a) Region	(b) Number of offices in the region	(c) Number of employees or agents in region	(d) Activities conducted in region (by type) (i e , fundraising, program services, grants to recipients located in the region)	(e) If activity listed in (d) is a program service, describe specific type of service (s) in region	(f) Total expenditures for region
EAST ASIA AND THE PACIFIC			PROGRAM SERVICES	FOREIGN TRAVEL ATHLET	9,974
EUROPE			PROGRAM SERVICES	FOREIGN TRAVEL ATHLET	39,683
NORTH AMERICA			PROGRAM SERVICES	FOREIGN TRAVEL ATHLET	12,540

Form 990 Schedule F Part I - Activities Outside The United States

(a) Region	(b) Number of offices in the region	(c) Number of employees or agents in region	(d) Activities conducted in region (by type) (i e , fundraising, program services, grants to recipients located in the region)	(e) If activity listed in (d) is a program service, describe specific type of service (s) in region	(f) Total expenditures for region
SUB-SAHARAN AFRICA			PROGRAM SERVICES	FOREIGN TRAVEL ATHLET	237
CENTRAL AMERICA AND THE CARIBBEAN			PROGRAM SERVICES	FOREIGN TRAVEL ADMINI	3,763
EAST ASIA AND THE PACIFIC			PROGRAM SERVICES	FOREIGN TRAVEL ADMINI	136,189

Form 990 Schedule F Part I - Activities Outside The United States

(a) Region	(b) Number of offices in the region	(c) Number of employees or agents in region	(d) Activities conducted in region (by type) (i e , fundraising, program services, grants to recipients located in the region)	(e) If activity listed in (d) is a program service, describe specific type of service (s) in region	(f) Total expenditures for region
EUROPE		2	PROGRAM SERVICES	FOREIGN TRAVEL ADMINI	220,382
MIDDLE EAST & NORTH AFRICA			PROGRAM SERVICES	FOREIGN TRAVEL ADMINI	9,204
NORTH AMERICA		2	PROGRAM SERVICES	FOREIGN TRAVEL ADMINI	40,763

Form 990 Schedule F Part I - Activities Outside The United States

(a) Region	(b) Number of offices in the region	(c) Number of employees or agents in region	(d) Activities conducted in region (by type) (i e , fundraising, program services, grants to recipients located in the region)	(e) If activity listed in (d) is a program service, describe specific type of service (s) in region	(f) Total expenditures for region
SOUTH AMERICA			PROGRAM SERVICES	FOREIGN TRAVEL ADMINI	4,079
SOUTH ASIA			PROGRAM SERVICES	FOREIGN TRAVEL ADMINI	10,771
CENTRAL AMERICA AND THE CARIBBEAN			PROGRAM SERVICES	FOREIGN TRAVEL	28,238

**Form 990 Schedule F Part I - Activities Outside The United States**

(a) Region	(b) Number of offices in the region	(c) Number of employees or agents in region	(d) Activities conducted in region (by type) (i e , fundraising, program services, grants to recipients located in the region)	(e) If activity listed in (d) is a program service, describe specific type of service (s) in region	(f) Total expenditures for region
EAST ASIA AND THE PACIFIC		7	PROGRAM SERVICES	FOREIGN TRAVEL	949,097
EUROPE		7	PROGRAM SERVICES	FOREIGN TRAVEL	2,949,976
MIDDLE EAST & NORTH AFRICA		2	PROGRAM SERVICES	FOREIGN TRAVEL	153,986

**Form 990 Schedule F Part I - Activities Outside The United States**

(a) Region	(b) Number of offices in the region	(c) Number of employees or agents in region	(d) Activities conducted in region (by type) (i e , fundraising, program services, grants to recipients located in the region)	(e) If activity listed in (d) is a program service, describe specific type of service (s) in region	(f) Total expenditures for region
NORTH AMERICA		4	PROGRAM SERVICES	FOREIGN TRAVEL	925,454
RUSSIA AND NEIGHBORING STATES			PROGRAM SERVICES	FOREIGN TRAVEL	39,767
SOUTH AMERICA		2	PROGRAM SERVICES	FOREIGN TRAVEL	234,165

**Form 990 Schedule F Part I - Activities Outside The United States**

(a) Region	(b) Number of offices in the region	(c) Number of employees or agents in region	(d) Activities conducted in region (by type) (i e , fundraising, program services, grants to recipients located in the region)	(e) If activity listed in (d) is a program service, describe specific type of service (s) in region	(f) Total expenditures for region
SOUTH ASIA		4	PROGRAM SERVICES	FOREIGN TRAVEL	182,788
SUB-SAHARAN AFRICA		2	PROGRAM SERVICES	FOREIGN TRAVEL	163,071
EAST ASIA AND THE PACIFIC		4	PROGRAM SERVICES	FOREIGN CENTER IUC - O	1,678,448

**Form 990 Schedule F Part I - Activities Outside The United States**

(a) Region	(b) Number of offices in the region	(c) Number of employees or agents in region	(d) Activities conducted in region (by type) (i e , fundraising, program services, grants to recipients located in the region)	(e) If activity listed in (d) is a program service, describe specific type of service(s) in region	(f) Total expenditures for region
EAST ASIA AND THE PACIFIC	1	9	PROGRAM SERVICES	FOREIGN CENTER - CHINA	1,582,060
EAST ASIA AND THE PACIFIC		1	PROGRAM SERVICES	EDUCATION EXECUTIVE/P	240,103
EUROPE		1	PROGRAM SERVICES	EDUCATION EXECUTIVE/P	262,035

**Form 990 Schedule F Part I - Activities Outside The United States**

(a) Region	(b) Number of offices in the region	(c) Number of employees or agents in region	(d) Activities conducted in region (by type) (i e , fundraising, program services, grants to recipients located in the region)	(e) If activity listed in (d) is a program service, describe specific type of service(s) in region	(f) Total expenditures for region
MIDDLE EAST & NORTH AFRICA			PROGRAM SERVICES	EDUCATION EXECUTIVE/P	81,719
NORTH AMERICA			PROGRAM SERVICES	EDUCATION EXECUTIVE/P	295,443
SOUTH AMERICA		2	PROGRAM SERVICES	EDUCATION EXECUTIVE/P	351,497

**Form 990 Schedule F Part I - Activities Outside The United States**

(a) Region	(b) Number of offices in the region	(c) Number of employees or agents in region	(d) Activities conducted in region (by type) (i e , fundraising, program services, grants to recipients located in the region)	(e) If activity listed in (d) is a program service, describe specific type of service(s) in region	(f) Total expenditures for region
SOUTH ASIA			PROGRAM SERVICES	EDUCATION EXECUTIVE/P	135,092
SUB-SAHARAN AFRICA			PROGRAM SERVICES	EDUCATION EXECUTIVE/P	57,899
SUB-SAHARAN AFRICA	1	10	PROGRAM SERVICES	EDUCATION - SEED GHANA	562,110

Form 990 Schedule F Part I - Activities Outside The United States

(a) Region	(b) Number of offices in the region	(c) Number of employees or agents in region	(d) Activities conducted in region (by type) (i e , fundraising, program services, grants to recipients located in the region)	(e) If activity listed in (d) is a program service, describe specific type of service (s) in region	(f) Total expenditures for region
SUB-SAHARAN AFRICA			PROGRAM SERVICES	EDUCATION - SEED GHANA	3,110,943
CENTRAL AMERICA AND THE CARIBBEAN			PROGRAM SERVICES	EDUCATION	21,644
EAST ASIA AND THE PACIFIC		6	PROGRAM SERVICES	EDUCATION	778,626

Form 990 Schedule F Part I - Activities Outside The United States

(a) Region	(b) Number of offices in the region	(c) Number of employees or agents in region	(d) Activities conducted in region (by type) (i e , fundraising, program services, grants to recipients located in the region)	(e) If activity listed in (d) is a program service, describe specific type of service (s) in region	(f) Total expenditures for region
EUROPE			PROGRAM SERVICES	EDUCATION	591,009
MIDDLE EAST & NORTH AFRICA			PROGRAM SERVICES	EDUCATION	49,387
NORTH AMERICA			PROGRAM SERVICES	EDUCATION	170,652

Form 990 Schedule F Part I - Activities Outside The United States

(a) Region	(b) Number of offices in the region	(c) Number of employees or agents in region	(d) Activities conducted in region (by type) (i e , fundraising, program services, grants to recipients located in the region)	(e) If activity listed in (d) is a program service, describe specific type of service (s) in region	(f) Total expenditures for region
SOUTH AMERICA			PROGRAM SERVICES	EDUCATION	64,327
SOUTH ASIA			PROGRAM SERVICES	EDUCATION	74,446
SUB-SAHARAN AFRICA			PROGRAM SERVICES	EDUCATION	129,344

Form 990 Schedule F Part I - Activities Outside The United States

(a) Region	(b) Number of offices in the region	(c) Number of employees or agents in region	(d) Activities conducted in region (by type) (i e , fundraising, program services, grants to recipients located in the region)	(e) If activity listed in (d) is a program service, describe specific type of service(s) in region	(f) Total expenditures for region
CENTRAL AMERICA AND THE CARIBBEAN			PROGRAM SERVICES	CONFERENCES AND SEMINA	200
EAST ASIA AND THE PACIFIC		1	PROGRAM SERVICES	CONFERENCES AND SEMINA	219,702
EUROPE			PROGRAM SERVICES	CONFERENCES AND SEMINA	185,173

**Form 990 Schedule F Part I - Activities Outside The United States**

(a) Region	(b) Number of offices in the region	(c) Number of employees or agents in region	(d) Activities conducted in region (by type) (i e , fundraising, program services, grants to recipients located in the region)	(e) If activity listed in (d) is a program service, describe specific type of service(s) in region	(f) Total expenditures for region
MIDDLE EAST & NORTH AFRICA		1	PROGRAM SERVICES	CONFERENCES AND SEMINA	20,347
NORTH AMERICA			PROGRAM SERVICES	CONFERENCES AND SEMINA	140,064
RUSSIA AND NEIGHBORING STATES			PROGRAM SERVICES	CONFERENCES AND SEMINA	26,911

Form 990 Schedule F Part I - Activities Outside The United States

(a) Region	(b) Number of offices in the region	(c) Number of employees or agents in region	(d) Activities conducted in region (by type) (i e , fundraising, program services, grants to recipients located in the region)	(e) If activity listed in (d) is a program service, describe specific type of service(s) in region	(f) Total expenditures for region
SOUTH AMERICA			PROGRAM SERVICES	CONFERENCES AND SEMINA	101,948
SUB-SAHARAN AFRICA			PROGRAM SERVICES	CONFERENCES AND SEMINA	693
CENTRAL AMERICA AND THE CARIBBEAN			PROGRAM SERVICES	BING OVERSEAS STUDIES	34,005

Form 990 Schedule F Part I - Activities Outside The United States

(a) Region	(b) Number of offices in the region	(c) Number of employees or agents in region	(d) Activities conducted in region (by type) (i e , fundraising, program services, grants to recipients located in the region)	(e) If activity listed in (d) is a program service, describe specific type of service (s) in region	(f) Total expenditures for region
EAST ASIA AND THE PACIFIC			PROGRAM SERVICES	BING OVERSEAS STUDIES	172,595
EUROPE			PROGRAM SERVICES	BING OVERSEAS STUDIES	277,487
NORTH AMERICA			PROGRAM SERVICES	BING OVERSEAS STUDIES	56,694

Form 990 Schedule F Part I - Activities Outside The United States

(a) Region	(b) Number of offices in the region	(c) Number of employees or agents in region	(d) Activities conducted in region (by type) (i e , fundraising, program services, grants to recipients located in the region)	(e) If activity listed in (d) is a program service, describe specific type of service (s) in region	(f) Total expenditures for region
RUSSIA AND NEIGHBORING STATES			PROGRAM SERVICES	BING OVERSEAS STUDIES	54,049
SOUTH AMERICA			PROGRAM SERVICES	BING OVERSEAS STUDIES	7,460
SUB-SAHARAN AFRICA			PROGRAM SERVICES	BING OVERSEAS STUDIES	10,558

Form 990 Schedule F Part I - Activities Outside The United States

(a) Region	(b) Number of offices in the region	(c) Number of employees or agents in region	(d) Activities conducted in region (by type) (i.e., fundraising, program services, grants to recipients located in the region)	(e) If activity listed in (d) is a program service, describe specific type of service(s) in region	(f) Total expenditures for region
CENTRAL AMERICA AND THE CARIBBEAN			PROGRAM SERVICES	ADMINISTRATION	266
EAST ASIA AND THE PACIFIC			PROGRAM SERVICES	ADMINISTRATION	22,973
EUROPE		2	PROGRAM SERVICES	ADMINISTRATION	98,006

Form 990 Schedule F Part I - Activities Outside The United States

(a) Region	(b) Number of offices in the region	(c) Number of employees or agents in region	(d) Activities conducted in region (by type) (i e , fundraising, program services, grants to recipients located in the region)	(e) If activity listed in (d) is a program service, describe specific type of service(s) in region	(f) Total expenditures for region
MIDDLE EAST & NORTH AFRICA			PROGRAM SERVICES	ADMINISTRATION	17,780
NORTH AMERICA			PROGRAM SERVICES	ADMINISTRATION	33,615
SOUTH ASIA			PROGRAM SERVICES	ADMINISTRATION	3,029

Form 990 Schedule F Part I - Activities Outside The United States

(a) Region	(b) Number of offices in the region	(c) Number of employees or agents in region	(d) Activities conducted in region (by type) (i e , fundraising, program services, grants to recipients located in the region)	(e) If activity listed in (d) is a program service, describe specific type of service(s) in region	(f) Total expenditures for region
SUB-SAHARAN AFRICA			PROGRAM SERVICES	ADMINISTRATION	63,494
CENTRAL AMERICA AND THE CARIBBEAN			INVESTMENTS		9,946,337,239
CENTRAL AMERICA AND THE CARIBBEAN			INVESTMENTS		4,653,856

Form 990 Schedule F Part I - Activities Outside The United States

(a) Region	(b) Number of offices in the region	(c) Number of employees or agents in region	(d) Activities conducted in region (by type) (i.e., fundraising, program services, grants to recipients located in the region)	(e) If activity listed in (d) is a program service, describe specific type of service(s) in region	(f) Total expenditures for region
EAST ASIA AND THE PACIFIC			INVESTMENTS		821,932,507
EUROPE			INVESTMENTS		973,173,724
MIDDLE EAST & NORTH AFRICA			INVESTMENTS		33,644,500

**Form 990 Schedule F Part I - Activities Outside The United States**

(a) Region	(b) Number of offices in the region	(c) Number of employees or agents in region	(d) Activities conducted in region (by type) (i e , fundraising, program services, grants to recipients located in the region)	(e) If activity listed in (d) is a program service, describe specific type of service (s) in region	(f) Total expenditures for region
NORTH AMERICA			INVESTMENTS		388,581,534
NORTH AMERICA			INVESTMENTS		2,492,412
RUSSIA AND NEIGHBORING STATES			INVESTMENTS		42,735

Form 990 Schedule F Part I - Activities Outside The United States

(a) Region	(b) Number of offices in the region	(c) Number of employees or agents in region	(d) Activities conducted in region (by type) (i e , fundraising, program services, grants to recipients located in the region)	(e) If activity listed in (d) is a program service, describe specific type of service (s) in region	(f) Total expenditures for region
SOUTH AMERICA			INVESTMENTS		31,106,137
SOUTH ASIA			INVESTMENTS		94,999,943
SUB-SAHARAN AFRICA			INVESTMENTS		275,140,686

Form 990 Schedule F Part I - Activities Outside The United States

(a) Region	(b) Number of offices in the region	(c) Number of employees or agents in region	(d) Activities conducted in region (by type) (i e , fundraising, program services, grants to recipients located in the region)	(e) If activity listed in (d) is a program service, describe specific type of service (s) in region	(f) Total expenditures for region
SUB-SAHARAN AFRICA			INVESTMENTS		2,206,086
CENTRAL AMERICA AND THE CARIBBEAN			GRANTMAKING		3,300
CENTRAL AMERICA AND THE CARIBBEAN			GRANTMAKING		510

Form 990 Schedule F Part I - Activities Outside The United States

(a) Region	(b) Number of offices in the region	(c) Number of employees or agents in region	(d) Activities conducted in region (by type) (i e , fundraising, program services, grants to recipients located in the region)	(e) If activity listed in (d) is a program service, describe specific type of service (s) in region	(f) Total expenditures for region
CENTRAL AMERICA AND THE CARIBBEAN			GRANTMAKING		10,675
CENTRAL AMERICA AND THE CARIBBEAN			GRANTMAKING		8,000
CENTRAL AMERICA AND THE CARIBBEAN			GRANTMAKING		5,000

Form 990 Schedule F Part I - Activities Outside The United States

(a) Region	(b) Number of offices in the region	(c) Number of employees or agents in region	(d) Activities conducted in region (by type) (i e , fundraising, program services, grants to recipients located in the region)	(e) If activity listed in (d) is a program service, describe specific type of service (s) in region	(f) Total expenditures for region
CENTRAL AMERICA AND THE CARIBBEAN			GRANTMAKING		91,747
EAST ASIA AND THE PACIFIC			GRANTMAKING		7,500
EAST ASIA AND THE PACIFIC			GRANTMAKING		203,182

Form 990 Schedule F Part I - Activities Outside The United States

(a) Region	(b) Number of offices in the region	(c) Number of employees or agents in region	(d) Activities conducted in region (by type) (i.e., fundraising, program services, grants to recipients located in the region)	(e) If activity listed in (d) is a program service, describe specific type of service (s) in region	(f) Total expenditures for region
EAST ASIA AND THE PACIFIC			GRANTMAKING		38,737
EAST ASIA AND THE PACIFIC			GRANTMAKING		17,500
EAST ASIA AND THE PACIFIC			GRANTMAKING		18,100

Form 990 Schedule F Part I - Activities Outside The United States

(a) Region	(b) Number of offices in the region	(c) Number of employees or agents in region	(d) Activities conducted in region (by type) (i.e., fundraising, program services, grants to recipients located in the region)	(e) If activity listed in (d) is a program service, describe specific type of service (s) in region	(f) Total expenditures for region
EAST ASIA AND THE PACIFIC			GRANTMAKING		10,000
EAST ASIA AND THE PACIFIC			GRANTMAKING		56,850
EAST ASIA AND THE PACIFIC			GRANTMAKING		3,500

Form 990 Schedule F Part I - Activities Outside The United States

(a) Region	(b) Number of offices in the region	(c) Number of employees or agents in region	(d) Activities conducted in region (by type) (i.e., fundraising, program services, grants to recipients located in the region)	(e) If activity listed in (d) is a program service, describe specific type of service (s) in region	(f) Total expenditures for region
EAST ASIA AND THE PACIFIC			GRANTMAKING		11,200
EAST ASIA AND THE PACIFIC			GRANTMAKING		108,250
EAST ASIA AND THE PACIFIC			GRANTMAKING		45,764

Form 990 Schedule F Part I - Activities Outside The United States

(a) Region	(b) Number of offices in the region	(c) Number of employees or agents in region	(d) Activities conducted in region (by type) (i.e., fundraising, program services, grants to recipients located in the region)	(e) If activity listed in (d) is a program service, describe specific type of service (s) in region	(f) Total expenditures for region
EAST ASIA AND THE PACIFIC			GRANTMAKING		41,430
EAST ASIA AND THE PACIFIC			GRANTMAKING		871,548
EAST ASIA AND THE PACIFIC			GRANTMAKING		6,900

Form 990 Schedule F Part I - Activities Outside The United States

(a) Region	(b) Number of offices in the region	(c) Number of employees or agents in region	(d) Activities conducted in region (by type) (i.e., fundraising, program services, grants to recipients located in the region)	(e) If activity listed in (d) is a program service, describe specific type of service (s) in region	(f) Total expenditures for region
EAST ASIA AND THE PACIFIC			GRANTMAKING		2,491
EAST ASIA AND THE PACIFIC			GRANTMAKING		30,443
EAST ASIA AND THE PACIFIC			GRANTMAKING		40,900

Form 990 Schedule F Part I - Activities Outside The United States

(a) Region	(b) Number of offices in the region	(c) Number of employees or agents in region	(d) Activities conducted in region (by type) (i.e., fundraising, program services, grants to recipients located in the region)	(e) If activity listed in (d) is a program service, describe specific type of service (s) in region	(f) Total expenditures for region
EUROPE			GRANTMAKING		125,969
EUROPE			GRANTMAKING		10,500
EUROPE			GRANTMAKING		341,477

Form 990 Schedule F Part I - Activities Outside The United States

(a) Region	(b) Number of offices in the region	(c) Number of employees or agents in region	(d) Activities conducted in region (by type) (i.e., fundraising, program services, grants to recipients located in the region)	(e) If activity listed in (d) is a program service, describe specific type of service (s) in region	(f) Total expenditures for region
EUROPE			GRANTMAKING		2,000
EUROPE			GRANTMAKING		6,000
EUROPE			GRANTMAKING		31,100

Form 990 Schedule F Part I - Activities Outside The United States

(a) Region	(b) Number of offices in the region	(c) Number of employees or agents in region	(d) Activities conducted in region (by type) (i.e., fundraising, program services, grants to recipients located in the region)	(e) If activity listed in (d) is a program service, describe specific type of service (s) in region	(f) Total expenditures for region
EUROPE			GRANTMAKING		14,239
EUROPE			GRANTMAKING		16,105
EUROPE			GRANTMAKING		1,279,630

Form 990 Schedule F Part I - Activities Outside The United States

(a) Region	(b) Number of offices in the region	(c) Number of employees or agents in region	(d) Activities conducted in region (by type) (i.e., fundraising, program services, grants to recipients located in the region)	(e) If activity listed in (d) is a program service, describe specific type of service (s) in region	(f) Total expenditures for region
EUROPE			GRANTMAKING		13,571
EUROPE			GRANTMAKING		11,176
EUROPE			GRANTMAKING		150,300

Form 990 Schedule F Part I - Activities Outside The United States

(a) Region	(b) Number of offices in the region	(c) Number of employees or agents in region	(d) Activities conducted in region (by type) (i.e., fundraising, program services, grants to recipients located in the region)	(e) If activity listed in (d) is a program service, describe specific type of service (s) in region	(f) Total expenditures for region
MIDDLE EAST & NORTH AFRICA			GRANTMAKING		32,190
MIDDLE EAST & NORTH AFRICA			GRANTMAKING		246,750
MIDDLE EAST & NORTH AFRICA			GRANTMAKING		12,250

Form 990 Schedule F Part I - Activities Outside The United States

(a) Region	(b) Number of offices in the region	(c) Number of employees or agents in region	(d) Activities conducted in region (by type) (i.e., fundraising, program services, grants to recipients located in the region)	(e) If activity listed in (d) is a program service, describe specific type of service (s) in region	(f) Total expenditures for region
MIDDLE EAST & NORTH AFRICA			GRANTMAKING		134,762
MIDDLE EAST & NORTH AFRICA			GRANTMAKING		2,834
MIDDLE EAST & NORTH AFRICA			GRANTMAKING		6,400

Form 990 Schedule F Part I - Activities Outside The United States

(a) Region	(b) Number of offices in the region	(c) Number of employees or agents in region	(d) Activities conducted in region (by type) (i e , fundraising, program services, grants to recipients located in the region)	(e) If activity listed in (d) is a program service, describe specific type of service (s) in region	(f) Total expenditures for region
NORTH AMERICA			GRANTMAKING		9,200
NORTH AMERICA			GRANTMAKING		51,048
NORTH AMERICA			GRANTMAKING		76,250

Form 990 Schedule F Part I - Activities Outside The United States

(a) Region	(b) Number of offices in the region	(c) Number of employees or agents in region	(d) Activities conducted in region (by type) (i e , fundraising, program services, grants to recipients located in the region)	(e) If activity listed in (d) is a program service, describe specific type of service (s) in region	(f) Total expenditures for region
NORTH AMERICA			GRANTMAKING		30,000
NORTH AMERICA			GRANTMAKING		1,509
NORTH AMERICA			GRANTMAKING		1,845,975

Form 990 Schedule F Part I - Activities Outside The United States

(a) Region	(b) Number of offices in the region	(c) Number of employees or agents in region	(d) Activities conducted in region (by type) (i e , fundraising, program services, grants to recipients located in the region)	(e) If activity listed in (d) is a program service, describe specific type of service (s) in region	(f) Total expenditures for region
NORTH AMERICA			GRANTMAKING		4,343
NORTH AMERICA			GRANTMAKING		8,212
NORTH AMERICA			GRANTMAKING		1,245

Form 990 Schedule F Part I - Activities Outside The United States

(a) Region	(b) Number of offices in the region	(c) Number of employees or agents in region	(d) Activities conducted in region (by type) (i.e., fundraising, program services, grants to recipients located in the region)	(e) If activity listed in (d) is a program service, describe specific type of service (s) in region	(f) Total expenditures for region
RUSSIA AND NEIGHBORING STATES			GRANTMAKING		3,900
RUSSIA AND NEIGHBORING STATES			GRANTMAKING		8,058
RUSSIA AND NEIGHBORING STATES			GRANTMAKING		1,500

Form 990 Schedule F Part I - Activities Outside The United States

(a) Region	(b) Number of offices in the region	(c) Number of employees or agents in region	(d) Activities conducted in region (by type) (i.e., fundraising, program services, grants to recipients located in the region)	(e) If activity listed in (d) is a program service, describe specific type of service (s) in region	(f) Total expenditures for region
RUSSIA AND NEIGHBORING STATES			GRANTMAKING		6,635
RUSSIA AND NEIGHBORING STATES			GRANTMAKING		6,400
SOUTH AMERICA			GRANTMAKING		18,534

Form 990 Schedule F Part I - Activities Outside The United States

(a) Region	(b) Number of offices in the region	(c) Number of employees or agents in region	(d) Activities conducted in region (by type) (i e , fundraising, program services, grants to recipients located in the region)	(e) If activity listed in (d) is a program service, describe specific type of service (s) in region	(f) Total expenditures for region
SOUTH AMERICA			GRANTMAKING		44,000
SOUTH AMERICA			GRANTMAKING		18,147
SOUTH AMERICA			GRANTMAKING		5,600

Form 990 Schedule F Part I - Activities Outside The United States

(a) Region	(b) Number of offices in the region	(c) Number of employees or agents in region	(d) Activities conducted in region (by type) (i e , fundraising, program services, grants to recipients located in the region)	(e) If activity listed in (d) is a program service, describe specific type of service (s) in region	(f) Total expenditures for region
SOUTH AMERICA			GRANTMAKING		25,750
SOUTH AMERICA			GRANTMAKING		13,000
SOUTH AMERICA			GRANTMAKING		7,000

Form 990 Schedule F Part I - Activities Outside The United States

(a) Region	(b) Number of offices in the region	(c) Number of employees or agents in region	(d) Activities conducted in region (by type) (i e , fundraising, program services, grants to recipients located in the region)	(e) If activity listed in (d) is a program service, describe specific type of service (s) in region	(f) Total expenditures for region
SOUTH AMERICA			GRANTMAKING		1,500
SOUTH AMERICA			GRANTMAKING		8,900
SOUTH ASIA			GRANTMAKING		99,133

Form 990 Schedule F Part I - Activities Outside The United States

(a) Region	(b) Number of offices in the region	(c) Number of employees or agents in region	(d) Activities conducted in region (by type) (i e , fundraising, program services, grants to recipients located in the region)	(e) If activity listed in (d) is a program service, describe specific type of service (s) in region	(f) Total expenditures for region
SOUTH ASIA			GRANTMAKING		3,753
SOUTH ASIA			GRANTMAKING		17,500
SOUTH ASIA			GRANTMAKING		4,500

Form 990 Schedule F Part I - Activities Outside The United States

(a) Region	(b) Number of offices in the region	(c) Number of employees or agents in region	(d) Activities conducted in region (by type) (i e , fundraising, program services, grants to recipients located in the region)	(e) If activity listed in (d) is a program service, describe specific type of service (s) in region	(f) Total expenditures for region
SOUTH ASIA			GRANTMAKING		22,000
SOUTH ASIA			GRANTMAKING		5,500
SOUTH ASIA			GRANTMAKING		17,000

Form 990 Schedule F Part I - Activities Outside The United States

(a) Region	(b) Number of offices in the region	(c) Number of employees or agents in region	(d) Activities conducted in region (by type) (i e , fundraising, program services, grants to recipients located in the region)	(e) If activity listed in (d) is a program service, describe specific type of service (s) in region	(f) Total expenditures for region
SOUTH ASIA			GRANTMAKING		3,700
SOUTH ASIA			GRANTMAKING		10,500
SOUTH ASIA			GRANTMAKING		14,846

Form 990 Schedule F Part I - Activities Outside The United States

(a) Region	(b) Number of offices in the region	(c) Number of employees or agents in region	(d) Activities conducted in region (by type) (i e , fundraising, program services, grants to recipients located in the region)	(e) If activity listed in (d) is a program service, describe specific type of service (s) in region	(f) Total expenditures for region
SOUTH ASIA			GRANTMAKING		63,950
SOUTH ASIA			GRANTMAKING		955,992
SOUTH ASIA			GRANTMAKING		19,200

Form 990 Schedule F Part I - Activities Outside The United States

(a) Region	(b) Number of offices in the region	(c) Number of employees or agents in region	(d) Activities conducted in region (by type) (i e , fundraising, program services, grants to recipients located in the region)	(e) If activity listed in (d) is a program service, describe specific type of service (s) in region	(f) Total expenditures for region
SUB-SAHARAN AFRICA			GRANTMAKING		7,800
SUB-SAHARAN AFRICA			GRANTMAKING		41,625
SUB-SAHARAN AFRICA			GRANTMAKING		2,000

Form 990 Schedule F Part I - Activities Outside The United States

(a) Region	(b) Number of offices in the region	(c) Number of employees or agents in region	(d) Activities conducted in region (by type) (i e , fundraising, program services, grants to recipients located in the region)	(e) If activity listed in (d) is a program service, describe specific type of service (s) in region	(f) Total expenditures for region
SUB-SAHARAN AFRICA			GRANTMAKING		14,125
SUB-SAHARAN AFRICA			GRANTMAKING		40,300
SUB-SAHARAN AFRICA			GRANTMAKING		5,500

Form 990 Schedule F Part I - Activities Outside The United States

(a) Region	(b) Number of offices in the region	(c) Number of employees or agents in region	(d) Activities conducted in region (by type) (i e , fundraising, program services, grants to recipients located in the region)	(e) If activity listed in (d) is a program service, describe specific type of service (s) in region	(f) Total expenditures for region
SUB-SAHARAN AFRICA			GRANTMAKING		5,000
SUB-SAHARAN AFRICA			GRANTMAKING		10,000
SUB-SAHARAN AFRICA			GRANTMAKING		20,450

Form 990 Schedule F Part I - Activities Outside The United States

(a) Region	(b) Number of offices in the region	(c) Number of employees or agents in region	(d) Activities conducted in region (by type) (i e , fundraising, program services, grants to recipients located in the region)	(e) If activity listed in (d) is a program service, describe specific type of service (s) in region	(f) Total expenditures for region
SUB-SAHARAN AFRICA			GRANTMAKING		46,336
SUB-SAHARAN AFRICA			GRANTMAKING		4,178
SUB-SAHARAN AFRICA			GRANTMAKING		455,653

Form 990 Schedule F Part I - Activities Outside The United States

(a) Region	(b) Number of offices in the region	(c) Number of employees or agents in region	(d) Activities conducted in region (by type) (i e , fundraising, program services, grants to recipients located in the region)	(e) If activity listed in (d) is a program service, describe specific type of service (s) in region	(f) Total expenditures for region
SUB-SAHARAN AFRICA			GRANTMAKING		39
SUB-SAHARAN AFRICA			GRANTMAKING		600
EAST ASIA AND THE PACIFIC			FUNDRAISING		53,214

Form 990 Schedule F Part I - Activities Outside The United States

(a) Region	(b) Number of offices in the region	(c) Number of employees or agents in region	(d) Activities conducted in region (by type) (i.e., fundraising, program services, grants to recipients located in the region)	(e) If activity listed in (d) is a program service, describe specific type of service (s) in region	(f) Total expenditures for region
EAST ASIA AND THE PACIFIC			FUNDRAISING		86,219
EAST ASIA AND THE PACIFIC			FUNDRAISING		39,662
EUROPE		1	FUNDRAISING		33,206

Form 990 Schedule F Part I - Activities Outside The United States

(a) Region	(b) Number of offices in the region	(c) Number of employees or agents in region	(d) Activities conducted in region (by type) (i e , fundraising, program services, grants to recipients located in the region)	(e) If activity listed in (d) is a program service, describe specific type of service (s) in region	(f) Total expenditures for region
EUROPE			FUNDRAISING		197,100
EUROPE			FUNDRAISING		42,338
MIDDLE EAST & NORTH AFRICA			FUNDRAISING		99

Form 990 Schedule F Part I - Activities Outside The United States

(a) Region	(b) Number of offices in the region	(c) Number of employees or agents in region	(d) Activities conducted in region (by type) (i e , fundraising, program services, grants to recipients located in the region)	(e) If activity listed in (d) is a program service, describe specific type of service (s) in region	(f) Total expenditures for region
NORTH AMERICA			FUNDRAISING		7,129
NORTH AMERICA			FUNDRAISING		4,605
SOUTH AMERICA			FUNDRAISING		12,363

Form 990 Schedule F Part I - Activities Outside The United States

(a) Region	(b) Number of offices in the region	(c) Number of employees or agents in region	(d) Activities conducted in region (by type) (i e , fundraising, program services, grants to recipients located in the region)	(e) If activity listed in (d) is a program service, describe specific type of service (s) in region	(f) Total expenditures for region
SOUTH AMERICA			FUNDRAISING		3,761
SOUTH ASIA			FUNDRAISING		4,723

Form 990 Schedule F Part II - Grants or Entities Outside The United States

(a) Name of organization	(b) IRS code section and EIN(if applicable)	(c) Region	(d) Purpose of grant	(e) Amount of cash grant	(f) Manner of cash disbursement	(g) Amount of non-cash assistance	(h) Description of non-cash assistance	(i) Method of valuation (book, FMV, appraisal, other)
		SOUTH ASIA	RESEARCH SUB	666,448	CHECK/WIRE			
		SOUTH ASIA	RESEARCH SUB	15,474	CHECK/WIRE			
		MIDDLE EAST & NORTH AFRICA	RESEARCH SUB	142,867	CHECK/WIRE			
		EAST ASIA AND THE PACIFIC	RESEARCH SUB	52,214	CHECK/WIRE			

Form 990 Schedule F Part II - Grants or Entities Outside The United States

(a) Name of organization	(b) IRS code section and EIN(if applicable)	(c) Region	(d) Purpose of grant	(e) Amount of cash grant	(f) Manner of cash disbursement	(g) Amount of non-cash assistance	(h) Description of non-cash assistance	(i) Method of valuation (book, FMV, appraisal, other)
		NORTH AMERICA	RESEARCH SUB	141,072	CHECK/WIRE			
		SUB-SAHARAN AFRICA	RESEARCH SUB	49,800	CHECK/WIRE			
		EUROPE	RESEARCH SUB	77,772	CHECK/WIRE			
		SUB-SAHARAN AFRICA	RESEARCH SUB	151,843	CHECK/WIRE			

Form 990 Schedule F Part II - Grants or Entities Outside The United States

(a) Name of organization	(b) IRS code section and EIN(if applicable)	(c) Region	(d) Purpose of grant	(e) Amount of cash grant	(f) Manner of cash disbursement	(g) Amount of non-cash assistance	(h) Description of non-cash assistance	(i) Method of valuation (book, FMV, appraisal, other)
		EUROPE	RESEARCH SUB	60,200	CHECK/WIRE			
		EUROPE	RESEARCH SUB	223,482	CHECK/WIRE			
		SOUTH ASIA	RESEARCH SUB	165,645	CHECK/WIRE			
		EUROPE	RESEARCH SUB	142,453	CHECK/WIRE			

Form 990 Schedule F Part II - Grants or Entities Outside The United States

(a) Name of organization	(b) IRS code section and EIN(if applicable)	(c) Region	(d) Purpose of grant	(e) Amount of cash grant	(f) Manner of cash disbursement	(g) Amount of non-cash assistance	(h) Description of non-cash assistance	(i) Method of valuation (book, FMV, appraisal, other)
		EUROPE	RESEARCH SUB	66,063	CHECK/WIRE			
		SOUTH ASIA	RESEARCH SUB	804,050	CHECK/WIRE			
		NORTH AMERICA	RESEARCH SUB	86,019	CHECK/WIRE			
		EUROPE	RESEARCH SUB	144,826	CHECK/WIRE			

Form 990 Schedule F Part II - Grants or Entities Outside The United States

(a) Name of organization	(b) IRS code section and EIN(if applicable)	(c) Region	(d) Purpose of grant	(e) Amount of cash grant	(f) Manner of cash disbursement	(g) Amount of non-cash assistance	(h) Description of non-cash assistance	(i) Method of valuation (book, FMV, appraisal, other)
		SUB-SAHARAN AFRICA	RESEARCH SUB	102,000	CHECK/WIRE			
		EAST ASIA AND THE PACIFIC	RESEARCH SUB	85,693	CHECK/WIRE			
		EUROPE	RESEARCH SUB	145,789	CHECK/WIRE			
		NORTH AMERICA	RESEARCH SUB	21,193	CHECK/WIRE			

Form 990 Schedule F Part II - Grants or Entities Outside The United States

(a) Name of organization	(b) IRS code section and EIN(if applicable)	(c) Region	(d) Purpose of grant	(e) Amount of cash grant	(f) Manner of cash disbursement	(g) Amount of non-cash assistance	(h) Description of non-cash assistance	(i) Method of valuation (book, FMV, appraisal, other)
		EUROPE	RESEARCH SUB	8,054	CHECK/WIRE			
		EAST ASIA AND THE PACIFIC	RESEARCH SUB	103,965	CHECK/WIRE			
		EAST ASIA AND THE PACIFIC	RESEARCH SUB	261,972	CHECK/WIRE			
		NORTH AMERICA	RESEARCH SUB	27,807	CHECK/WIRE			

Form 990 Schedule F Part II - Grants or Entities Outside The United States

(a) Name of organization	(b) IRS code section and EIN(if applicable)	(c) Region	(d) Purpose of grant	(e) Amount of cash grant	(f) Manner of cash disbursement	(g) Amount of non-cash assistance	(h) Description of non-cash assistance	(i) Method of valuation (book, FMV, appraisal, other)
		EUROPE	RESEARCH SUB	22,442	CHECK/WIRE			
		EUROPE	RESEARCH SUB	16,440	CHECK/WIRE			
		MIDDLE EAST & NORTH AFRICA	RESEARCH SUB	102,848	CHECK/WIRE			
		MIDDLE EAST & NORTH AFRICA	RESEARCH SUB	91,747	CHECK/WIRE			

Form 990 Schedule F Part II - Grants or Entities Outside The United States

(a) Name of organization	(b) IRS code section and EIN(if applicable)	(c) Region	(d) Purpose of grant	(e) Amount of cash grant	(f) Manner of cash disbursement	(g) Amount of non-cash assistance	(h) Description of non-cash assistance	(i) Method of valuation (book, FMV, appraisal, other)
		CENTRAL AMERICA AND THE CARIBBEAN	RESEARCH SUB	18,210	CHECK/WIRE			
		SUB-SAHARAN AFRICA	RESEARCH SUB	137,160	CHECK/WIRE			
		EUROPE	RESEARCH SUB	97,250	CHECK/WIRE			
		NORTH AMERICA	RESEARCH SUB	14,838	CHECK/WIRE			

Form 990 Schedule F Part II - Grants or Entities Outside The United States

(a) Name of organization	(b) IRS code section and EIN(if applicable)	(c) Region	(d) Purpose of grant	(e) Amount of cash grant	(f) Manner of cash disbursement	(g) Amount of non-cash assistance	(h) Description of non-cash assistance	(i) Method of valuation (book, FMV, appraisal, other)
		EUROPE	RESEARCH SUB	162,030	CHECK/WIRE			
		NORTH AMERICA	RESEARCH SUB	12,223	CHECK/WIRE			
		EAST ASIA AND THE PACIFIC	RESEARCH SUB	42,292	CHECK/WIRE			
		NORTH AMERICA	RESEARCH SUB	491,794	CHECK/WIRE			

Form 990 Schedule F Part II - Grants or Entities Outside The United States

(a) Name of organization	(b) IRS code section and EIN(if applicable)	(c) Region	(d) Purpose of grant	(e) Amount of cash grant	(f) Manner of cash disbursement	(g) Amount of non-cash assistance	(h) Description of non-cash assistance	(i) Method of valuation (book, FMV, appraisal, other)
		EAST ASIA AND THE PACIFIC	RESEARCH SUB	312,444	CHECK/WIRE			
		EUROPE	RESEARCH SUB	25,000	CHECK/WIRE			
		NORTH AMERICA	RESEARCH SUB	22,300	CHECK/WIRE			
		EAST ASIA AND THE PACIFIC	RESEARCH SUB	107,365	CHECK/WIRE			

Form 990 Schedule F Part II - Grants or Entities Outside The United States

(a) Name of organization	(b) IRS code section and EIN(if applicable)	(c) Region	(d) Purpose of grant	(e) Amount of cash grant	(f) Manner of cash disbursement	(g) Amount of non-cash assistance	(h) Description of non-cash assistance	(i) Method of valuation (book, FMV, appraisal, other)
		NORTH AMERICA	RESEARCH SUB	148,013	CHECK/WIRE			
		NORTH AMERICA	RESEARCH SUB	65,718	CHECK/WIRE			
		EUROPE	RESEARCH SUB	60,000	CHECK/WIRE			

Form 990 Schedule F Part III - Grants and Assistance to Individuals Outside The U S

(a) Type of grant or assistance	(b) Region	(c)Number of recipients	(d) Amount of cash grant	(e) Manner of cash disbursement	(f) Amount of non-cash assistance	(g) Description of non-cash assistance	(h) Method of valuation (book, FMV , appraisal, other)
FELLOWSHIP	EAST ASIA AND THE PACIFIC	104	341,477	CHECK/WIRE			
FELLOWSHIP - RESEARCH	EUROPE	104	246,750	CHECK/EFT			
FELLOWSHIP	MIDDLE EAST & NORTH AFRICA	1	203,182	CHECK/EFT			
UAR - UNDERGRADUATE RESEARCH GRANTS	EAST ASIA AND THE PACIFIC	67	150,300	CHECK/EFT			
BING OVERSEAS STUDIES PROGRAM (KRUPP INTERNSHIP)	EUROPE	26	125,969	CHECK/EFT			
IUC JAPAN - GRANTS	EUROPE	42	108,250	CHECK/EFT			
FELLOWSHIP	EAST ASIA AND THE PACIFIC	2	99,133	CHECK/EFT			
FELLOWSHIP - RESEARCH	SOUTH ASIA	21	76,250	CHECK/EFT			
RESEARCH GRANT	NORTH AMERICA	3	63,950	CHECK/EFT			
HAAS - IMPACT ABROAD	SOUTH ASIA	5	56,850	CHECK/EFT			

Form 990 Schedule F Part III - Grants and Assistance to Individuals Outside The U S

(a) Type of grant or assistance	(b) Region	(c)Number of recipients	(d) Amount of cash grant	(e) Manner of cash disbursement	(f) Amount of non-cash assistance	(g) Description of non-cash assistance	(h) Method of valuation (book, FMV , appraisal, other)
FELLOWSHIP	EAST ASIA AND THE PACIFIC	13	51,048	CHECK/EFT			
OFFICE OF INTERNATIONAL AFFAIRS GRANTS	NORTH AMERICA	27	46,336	CHECK/EFT			
OFFICE OF INTERNATIONAL AFFAIRS GRANTS	SUB-SAHARAN AFRICA	3	45,764	CHECK/EFT			
FELLOWSHIP - RESEARCH	EAST ASIA AND THE PACIFIC	1	44,000	CHECK/EFT			
FELLOWSHIP	SOUTH AMERICA	1	41,625	CHECK/EFT			
RESEARCH GRANT	SUB-SAHARAN AFRICA	13	41,430	CHECK/EFT			
UAR - UNDERGRADUATE RESEARCH GRANTS	EAST ASIA AND THE PACIFIC	5	40,900	CHECK/EFT			
HAAS - AFRICAN SERVICE FELLOWSHIP	EAST ASIA AND THE PACIFIC	11	40,300	CHECK/EFT			
GLOBAL ENGINEERING PROGRAM	SUB-SAHARAN AFRICA	7	38,737	CHECK/EFT			
FELLOWSHIP	EAST ASIA AND THE PACIFIC	4	32,190	CHECK/EFT			

Form 990 Schedule F Part III - Grants and Assistance to Individuals Outside The U S

(a) Type of grant or assistance	(b) Region	(c)Number of recipients	(d) Amount of cash grant	(e) Manner of cash disbursement	(f) Amount of non-cash assistance	(g) Description of non-cash assistance	(h) Method of valuation (book, FMV , appraisal, other)
HAAS - SIG	MIDDLE EAST & NORTH AFRICA	11	31,100	CHECK/EFT			
STUDENT AID	EUROPE	5	30,443	CHECK/EFT			
OFFICE OF INTERNATIONAL AFFAIRS GRANTS	EAST ASIA AND THE PACIFIC	14	30,000	CHECK/EFT			
HAAS - IMPACT ABROAD	NORTH AMERICA	1	25,750	CHECK/EFT			
HAAS - HAAS SUMMER PROJECTS FELLOWSHIP	SOUTH AMERICA	8	22,000	CHECK/EFT			
HAAS - SIG	SOUTH ASIA	4	20,450	CHECK/EFT			
UAR - UNDERGRADUATE RESEARCH GRANTS	SUB-SAHARAN AFRICA	3	19,200	CHECK/EFT			
FELLOWSHIP	SOUTH ASIA	3	18,534	CHECK/EFT			
GLOBAL ENGINEERING PROGRAM	SOUTH AMERICA	12	18,147	CHECK/EFT			
HAAS - HAAS SUMMER PROJECTS FELLOWSHIP	SOUTH AMERICA	1	18,100	CHECK/EFT			

Form 990 Schedule F Part III - Grants and Assistance to Individuals Outside The U S

(a) Type of grant or assistance	(b) Region	(c)Number of recipients	(d) Amount of cash grant	(e) Manner of cash disbursement	(f) Amount of non-cash assistance	(g) Description of non-cash assistance	(h) Method of valuation (book, FMV , appraisal, other)
HAAS - INTERNATIONAL SERVICE GRANTS	EAST ASIA AND THE PACIFIC	3	17,500	CHECK/EFT			
HAAS - INTERNATIONAL SERVICE GRANTS	SOUTH ASIA	1	17,500	CHECK/EFT			
HAAS - INTERNATIONAL SERVICE GRANTS	EAST ASIA AND THE PACIFIC	1	17,000	CHECK/EFT			
RESEARCH GRANT	SOUTH ASIA	3	16,105	CHECK/EFT			
OFFICE OF INTERNATIONAL AFFAIRS GRANTS	EUROPE	3	14,846	CHECK/EFT			
OFFICE OF INTERNATIONAL AFFAIRS GRANTS	SOUTH ASIA	2	14,239	CHECK/EFT			
GLOBAL ENGINEERING PROGRAM	EUROPE	1	14,125	CHECK/EFT			
STIPENDS	SUB-SAHARAN AFRICA	1	13,571	CHECK/EFT			
HAAS - INTERNATIONAL GRANTS FELLOWSHIPS	EUROPE	9	13,000	CHECK/EFT			
HAAS - SIG	SOUTH AMERICA	3	12,250	CHECK/EFT			

Form 990 Schedule F Part III - Grants and Assistance to Individuals Outside The U S

(a) Type of grant or assistance	(b) Region	(c)Number of recipients	(d) Amount of cash grant	(e) Manner of cash disbursement	(f) Amount of non-cash assistance	(g) Description of non-cash assistance	(h) Method of valuation (book, FMV , appraisal, other)
HAAS - SIG	MIDDLE EAST & NORTH AFRICA	2	11,200	CHECK/EFT			
STUDENT AID	EAST ASIA AND THE PACIFIC	2	11,176	CHECK/EFT			
HAAS - IMPACT ABROAD	EUROPE	10	10,675	CHECK/EFT			
BING OVERSEAS STUDIES PROGRAM (SEMINAR WAIVERS)	CENTRAL AMERICA AND THE CARIBBEAN	7	10,500	CHECK/EFT			
HAAS - SIG	EUROPE	20	10,500	CHECK/EFT			
HAAS - INTERNATIONAL GRANTS FELLOWSHIPS	SOUTH ASIA	2	10,000	CHECK/EFT			
HAAS - HALPER INTERNATIONAL FELLOWSHIP	SUB-SAHARAN AFRICA	3	10,000	CHECK/EFT			
BING OVERSEAS STUDIES PROGRAM (SEMINAR WAIVERS)	EAST ASIA AND THE PACIFIC	2	9,200	CHECK/EFT			
UAR - UNDERGRADUATE RESEARCH GRANTS	NORTH AMERICA	13	8,900	CHECK/EFT			
STUDENT AID	SOUTH AMERICA	4	8,212	CHECK/EFT			

Form 990 Schedule F Part III - Grants and Assistance to Individuals Outside The U S

(a) Type of grant or assistance	(b) Region	(c)Number of recipients	(d) Amount of cash grant	(e) Manner of cash disbursement	(f) Amount of non-cash assistance	(g) Description of non-cash assistance	(h) Method of valuation (book, FMV , appraisal, other)
FELLOWSHIP	NORTH AMERICA	8	8,058	CHECK/EFT			
HAAS - INTERNATIONAL GRANTS FELLOWSHIPS	RUSSIA AND NEIGHBORING STATES	4	8,000	CHECK/EFT			
BING OVERSEAS STUDIES PROGRAM (SEMINAR WAIVERS)	CENTRAL AMERICA AND THE CARIBBEAN	2	7,800	CHECK/EFT			
BING OVERSEAS STUDIES PROGRAM (SEMINAR WAIVERS)	SUB-SAHARAN AFRICA	13	7,500	CHECK/EFT			
HAAS - SIG	EAST ASIA AND THE PACIFIC	14	7,000	CHECK/EFT			
SCHOLARSHIP	SOUTH AMERICA	1	6,900	CHECK/EFT			
STUDENT AID	EAST ASIA AND THE PACIFIC	4	6,635	CHECK/EFT			
UAR - UNDERGRADUATE RESEARCH GRANTS	RUSSIA AND NEIGHBORING STATES	1	6,400	CHECK/EFT			
UAR - UNDERGRADUATE RESEARCH GRANTS	MIDDLE EAST & NORTH AFRICA	1	6,400	CHECK/EFT			
HAAS - HAAS SUMMER PROJECTS FELLOWSHIP	RUSSIA AND NEIGHBORING STATES	1	6,000	CHECK/EFT			

Form 990 Schedule F Part III - Grants and Assistance to Individuals Outside The U S

(a) Type of grant or assistance	(b) Region	(c)Number of recipients	(d) Amount of cash grant	(e) Manner of cash disbursement	(f) Amount of non-cash assistance	(g) Description of non-cash assistance	(h) Method of valuation (book, FMV, appraisal, other)
HAAS - HAAS SUMMER PROJECTS FELLOWSHIP	EUROPE	1	5,600	CHECK/EFT			
HAAS - HALPER INTERNATIONAL FELLOWSHIP	SOUTH AMERICA	1	5,500	CHECK/EFT			
HAAS - HAAS SUMMER PROJECTS FELLOWSHIP	SOUTH ASIA	1	5,500	CHECK/EFT			
HAAS - SIG	SUB-SAHARAN AFRICA	1	5,000	CHECK/EFT			
HAAS - HALPER INTERNATIONAL FELLOWSHIP	CENTRAL AMERICA AND THE CARIBBEAN	1	5,000	CHECK/EFT			
HAAS - CORPORATE SOCIAL RESPONSIBIITY FELLOWSHIP	SUB-SAHARAN AFRICA	1	4,500	CHECK/EFT			
STIPENDS	SOUTH ASIA	1	4,343	CHECK/EFT			
RESEARCH GRANT	NORTH AMERICA	4	4,178	CHECK/EFT			
BING OVERSEAS STUDIES PROGRAM (SEMINAR WAIVERS)	SUB-SAHARAN AFRICA	2	3,900	CHECK/EFT			
GLOBAL ENGINEERING PROGRAM	RUSSIA AND NEIGHBORING STATES	7	3,753	CHECK/EFT			

Form 990 Schedule F Part III - Grants and Assistance to Individuals Outside The U S

(a) Type of grant or assistance	(b) Region	(c)Number of recipients	(d) Amount of cash grant	(e) Manner of cash disbursement	(f) Amount of non-cash assistance	(g) Description of non-cash assistance	(h) Method of valuation (book, FMV , appraisal, other)
HAAS - PROJECT DOSTI	SOUTH ASIA	1	3,700	CHECK/EFT			
HAAS - INTERNATIONAL GRANTS FELLOWSHIPS	SOUTH ASIA	3	3,500	CHECK/EFT			
BING OVERSEAS STUDIES PROGRAM (SEMINAR WAIVERS)	EAST ASIA AND THE PACIFIC	1	3,300	CHECK/EFT			
STIPENDS	CENTRAL AMERICA AND THE CARIBBEAN	6	2,834	CHECK/EFT			
STIPENDS	MIDDLE EAST & NORTH AFRICA	2	2,491	CHECK/EFT			
FELLOWSHIP - RESEARCH	EAST ASIA AND THE PACIFIC	2	2,000	CHECK/EFT			
FELLOWSHIP - RESEARCH	SUB-SAHARAN AFRICA	2	2,000	CHECK/EFT			
RESEARCH GRANT	EUROPE	2	1,509	CHECK/EFT			
STIPENDS	NORTH AMERICA	2	1,500	CHECK/EFT			
STIPENDS	SOUTH AMERICA	1	1,500	CHECK/EFT			

Form 990 Schedule F Part III - Grants and Assistance to Individuals Outside The U S

(a) Type of grant or assistance	(b) Region	(c)Number of recipients	(d) Amount of cash grant	(e) Manner of cash disbursement	(f) Amount of non-cash assistance	(g) Description of non-cash assistance	(h) Method of valuation (book, FMV, appraisal, other)
UAR - UNDERGRADUATE RESEARCH GRANTS	RUSSIA AND NEIGHBORING STATES	1	1,245	CHECK/EFT			
UAR - UNDERGRADUATE RESEARCH GRANTS	NORTH AMERICA	1	600	CHECK/EFT			
FELLOWSHIP	SUB-SAHARAN AFRICA	1	510	CHECK/EFT			
STUDENT AID	CENTRAL AMERICA AND THE CARIBBEAN	1	39	CHECK/EFT			

SCHEDULE G  
(Form 990 or 990-EZ)

Department of the Treasury  
Internal Revenue Service

Supplemental Information Regarding  
Fundraising or Gaming Activities

Complete if the organization answered "Yes" to Form 990, Part IV, lines 17, 18, or 19, or if the organization entered more than \$15,000 on Form 990-EZ, line 6a.  
▶ Attach to Form 990 or Form 990-EZ.  
▶ Information about Schedule G (Form 990 or 990-EZ) and its instructions is at [www.irs.gov/form990](http://www.irs.gov/form990).

OMB No 1545-0047

2014

Open to Public Inspection

Name of the organization  
THE BOARD OF TRUSTEES OF THE LELAND STANFORD JUNIOR UNIVERSITY

Employer identification number  
94-1156365

Part I Fundraising Activities. Complete if the organization answered "Yes" to Form 990, Part IV, line 17. Form 990-EZ filers are not required to complete this part.

1

Indicate whether the organization raised funds through any of the following activities. Check all that apply.

a

☒ Mail solicitations

b

☒ Internet and email solicitations

c

☒ Phone solicitations

d

☒ In-person solicitations

e

☒ Solicitation of non-government grants

f

☒ Solicitation of government grants

g

☒ Special fundraising events

2a

Did the organization have a written or oral agreement with any individual (including officers, directors, trustees or key employees listed in Form 990, Part VII) or entity in connection with professional fundraising services?

☒ Yes ☐ No

b

If "Yes," list the ten highest paid individuals or entities (fundraisers) pursuant to agreements under which the fundraiser is to be compensated at least \$5,000 by the organization.

(i) Name and address of individual or entity (fundraiser)	(ii) Activity	(iii) Did fundraiser have custody or control of contributions?		(iv) Gross receipts from activity	(v) Amount paid to (or retained by) fundraiser listed in col (i)	(vi) Amount paid to (or retained by) organization
		Yes	No			
1 RUFFALO NOEL LEVITZ PO BOX 3018  CEDAR RAPIDS, IA 524063018	STDNT PHONE APPEAL		No	1,059,876	576,950	482,926
2 THE STELTER COMPANY 10435 NEW YORK AVENUE  DES MOINES, IA 50322	BROCHURES		No		37,016	
3 MRS JAYNE SHERRY MORDELL 40 PALMER LN  PORTOLA VALLEY, CA 940287918	EVENT MANAGEMENT		No	1,113,553	35,750	1,077,803
4 GRIZZARD 229 PEACHTREE ST NE SUITE 1400  ATLANTA, GA 30303	SOLICITATN& DEVELOPMENT		No	41,892	11,711	30,181
5 PIVOT MARKETING AGENCY 575 SUTTER ST 202  SAN FRANCISCO, CA 94102	MAIL CAMPAIGN		No	100,000	16,270	83,730
6 THE PURSUANT GROUP 5151 BELT LINE ROAD SUITE 900  DALLAS, TX 75254	FUNDRAISING CONSULTANCY		No		54,300	
7						
8						
9						
10						
Total . . . . . ▶				2,315,321	731,997	1,674,640

3

List all states in which the organization is registered or licensed to solicit contributions or has been notified it is exempt from registration or licensing.

Part II Fundraising Events. Complete if the organization answered "Yes" to Form 990, Part IV, line 18, or reported more than \$15,000 of fundraising event contributions and gross income on Form 990-EZ, lines 1 and 6b. List events with gross receipts greater than \$5,000.

Revenue		(a) Event #1	(b) Event #2	(c) Other events	(d) Total events	
		<u>under one lunch</u>	<u>rodin moonlight</u>	<u>2</u>	(add col (a) through	
		(event type)	(event type)	(total number)	col (c))	
	1	Gross receipts . . . .	1,135,866	655,100	151,587	1,942,553
	2	Less Contributions . . .	1,113,553	628,850	130,886	1,873,289
3	Gross income (line 1 minus line 2) . . . .	22,313	26,250	20,701	69,264	
Direct Expenses	4	Cash prizes . . . .		10,378	10,378	
	5	Noncash prizes . . .				
	6	Rent/facility costs . . .	25,817	6,456	32,273	
	7	Food and beverages .	58,109	71,892	48,646	178,647
	8	Entertainment . . . .				
	9	Other direct expenses .	82,527	30,778	30,196	143,501
	10	Direct expense summary Add lines 4 through 9 in column (d) . . . . . ▶				(364,799)
	11	Net income summary Subtract line 10 from line 3, column (d) . . . . . ▶				-295,535

Part III Gaming. Complete if the organization answered "Yes" to Form 990, Part IV, line 19, or reported more than \$15,000 on Form 990-EZ, line 6a.

Revenue		(a) Bingo	(b) Pull tabs/Instant bingo/progressive bingo	(c) Other gaming	(d) Total gaming (add col (a) through col (c))
	1 Gross revenue . . . . .				
Direct Expenses	2 Cash prizes . . . . .				
	3 Non-cash prizes . . . . .				
	4 Rent/facility costs . . . . .				
	5 Other direct expenses . . . . .				
	6 Volunteer labor . . . . .	<div><input type="checkbox"/> Yes.....%</div> <div><input type="checkbox"/> No</div>	<div><input type="checkbox"/> Yes.....%</div> <div><input type="checkbox"/> No</div>	<div><input type="checkbox"/> Yes.....%</div> <div><input type="checkbox"/> No</div>	
	7 Direct expense summary Add lines 2 through 5 in column (d) . . . . . ▶				
	8 Net gaming income summary Subtract line 7 from line 1, column (d) . . . . . ▶				

9 Enter the state(s) in which the organization conducts gaming activities \_\_\_\_\_

a Is the organization licensed to conduct gaming activities in each of these states? . . . . . ☐ Yes ☐ No

b If "No," explain \_\_\_\_\_  
\_\_\_\_\_  
\_\_\_\_\_  
\_\_\_\_\_

10a Were any of the organization's gaming licenses revoked, suspended or terminated during the tax year? . . . . . ☐ Yes ☐ No

b If "Yes," explain \_\_\_\_\_  
\_\_\_\_\_  
\_\_\_\_\_

11

Does the organization conduct gaming activities with nonmembers?

YesNo

12

Is the organization a grantor, beneficiary or trustee of a trust or a member of a partnership or other entity formed to administer charitable gaming?

YesNo

13

Indicate the percentage of gaming activities conducted in

a	The organization's facility	13a	%
b	An outside facility	13b	%

14

Enter the name and address of the person who prepares the organization's gaming/special events books and records

Name ▶

Address ▶

15a

Does the organization have a contract with a third party from whom the organization receives gaming revenue?

YesNo

b

If "Yes," enter the amount of gaming revenue received by the organization ▶ \$ and the amount of gaming revenue retained by the third party ▶ \$

c

If "Yes," enter name and address of the third party

Name ▶

Address ▶

16

Gaming manager information

Name ▶

Gaming manager compensation ▶ \$

Description of services provided ▶

Director/officer

Employee

Independent contractor

17

Mandatory distributions

a

Is the organization required under state law to make charitable distributions from the gaming proceeds to retain the state gaming license?

YesNo

b

Enter the amount of distributions required under state law distributed to other exempt organizations or spent in the organization's own exempt activities during the tax year ▶ \$

Part IV

Supplemental Information. Provide the explanations required by Part I, line 2b, columns (iii) and (v), and Part III, lines 9, 9b, 10b, 15b, 15c, 16, and 17b, as applicable. Also provide any additional information (see instructions).

Return Reference	Explanation
SCHEDULE G, PART I	LINE 2B, GRIZZARD IN ADDITION TO FEES REPORTED IN COLUMN (V), THE CONSULTANT WAS REIMBURSED \$92,413 FOR PRINTING AND PRODUCTION SERVICES AS PER TERMS OF THE CONTRACT

Schedule G (Form 990 or 990-EZ) 2014

Schedule I  
(Form 990)

Department of the Treasury  
Internal Revenue Service

Grants and Other Assistance to Organizations,  
Governments and Individuals in the United States

Complete if the organization answered "Yes," to Form 990, Part IV, line 21 or 22.  
▶ Attach to Form 990.

▶ Information about Schedule I (Form 990) and its instructions is at [www.irs.gov/form990](http://www.irs.gov/form990).

OMB No 1545-0047

2014

Open to Public  
Inspection

Name of the organization  
THE BOARD OF TRUSTEES OF THE LELAND STANFORD  
JUNIOR UNIVERSITY

Employer identification number  
94-1156365

Part I General Information on Grants and Assistance

1

Does the organization maintain records to substantiate the amount of the grants or assistance, the grantees' eligibility for the grants or assistance, and the selection criteria used to award the grants or assistance? . . . . .

☒ Yes ☐ No

2

Describe in Part IV the organization's procedures for monitoring the use of grant funds in the United States

Part II Grants and Other Assistance to Domestic Organizations and Domestic Governments. Complete if the organization answered "Yes" to Form 990, Part IV, line 21, for any recipient that received more than \$5,000. Part II can be duplicated if additional space is needed.

(a) Name and address of organization or government	(b) EIN	(c) IRC section if applicable	(d) Amount of cash grant	(e) Amount of non-cash assistance	(f) Method of valuation (book, FMV, appraisal, other)	(g) Description of non-cash assistance	(h) Purpose of grant or assistance
See Additional Data Table							

2

Enter total number of section 501(c)(3) and government organizations listed in the line 1 table . . . . .

52

3

Enter total number of other organizations listed in the line 1 table . . . . .

0

**Part III Grants and Other Assistance to Domestic Individuals.** Complete if the organization answered "Yes" to Form 990, Part IV, line 22.  
Part III can be duplicated if additional space is needed.

(a)Type of grant or assistance	(b)Number of recipients	(c)Amount of cash grant	(d)Amount of non-cash assistance	(e)Method of valuation (book, FMV, appraisal, other)	(f)Description of non-cash assistance
(1) FINANCIAL AID TO STUDENTS	13746	401,194,864			

**Part IV Supplemental Information.** Provide the information required in Part I, line 2, Part III, column (b), and any other additional information.

Return Reference	Explanation
GRANTS AND ASSISTANCE	<p>PART I, LINE 2 IN PART AS A RESULT OF ENDOWMENT SUPPORT OF STUDENT AID, STANFORD IS ABLE TO WAIVE THE TOTAL COST OF TUITION FOR MANY OF ITS DESERVING STUDENTS STANFORD EXPECTS NO PARENTAL CONTRIBUTION TOWARD TUITION FROM PARENTS WITH ANNUAL INCOMES BELOW \$125,000 AND TYPICAL ASSETS THERE IS ZERO PARENTAL CONTRIBUTION TOWARD TUITION, ROOM OR BOARD FOR PARENTS WITH ANNUAL INCOMES BELOW \$65,000 AND TYPICAL ASSETS THE UNIVERSITY IS ALSO MINDFUL OF STUDENT DEBT, AND IT DOES NOT EXPECT STUDENTS TO BORROW TO MEET THEIR NEED AS A RESULT, STANFORD STUDENTS GENERALLY INCUR LESS DEBT THAN THEIR PEERS AT OTHER UNIVERSITIES FOR STUDENTS WHO CHOOSE TO BORROW, THE MEDIAN INDEBTEDNESS WAS \$16,417 IN FY 15 THAT SAME YEAR, 78 PERCENT OF STANFORD UNDERGRADUATES RECEIVING DEGREES GRADUATED WITH NO DEBT - UP FROM 55 PERCENT IN FY 05 - EVIDENCE OF STANFORD'S GENEROUS AID PROGRAM THIS FINANCIAL AID PROGRAM IS A DEMONSTRATION OF STANFORD'S COMMITMENT TO ACCESS FOR OUTSTANDING STUDENTS FROM ALL BACKGROUNDS - INCLUDING NOT ONLY THOSE FROM THE LOWEST SOCIOECONOMIC STATUS, BUT ALSO MIDDLE- AND UPPER-MIDDLE-CLASS FAMILIES WHO NEED OUR ASSISTANCE AS WELL GRANTS AND ALLOCATIONS REFLECT NON-COMPENSATORY SUPPORT PROVIDED TO STUDENTS IN VARIOUS FORMS STANFORD IS COMMITTED TO A NEED-BLIND ADMISSIONS POLICY, ADMITTING QUALIFIED UNDERGRADUATES WITHOUT REGARD TO THEIR ABILITY TO PAY AND PROVIDING A COMPREHENSIVE FINANCIAL AID PROGRAM FOR ALL ADMITTED UNDERGRADUATES WHO HAVE NEED AS DETERMINED BY THE UNIVERSITY AND WHO MEET OTHER REQUISITE CONDITIONS FOR FINANCIAL AID MORE THAN 85% OF UNDERGRADUATES RECEIVED SOME FORM OF FINANCIAL ASSISTANCE DURING THE TAX YEAR AS WELL AS OVER 85% OF ALL GRADUATE STUDENTS FROM STANFORD AND OTHER SOURCES THE TOTAL FINANCIAL AID INCLUDES \$260,615,588 IN MERIT AND NEED-BASED SCHOLARSHIPS AND FELLOWSHIPS AN ADDITIONAL \$143,102,635 REFLECTS AMOUNTS PAID FOR ADDITIONAL FINANCIAL SUPPORT TO STUDENTS, INCLUDING PAYMENTS FOR HEALTH INSURANCE, LIVING EXPENSES, AND SUPPORT OF POSTDOCTORAL FELLOWS THESE AMOUNTS INCLUDE \$2,523,359 IN GRANTS TO INDIVIDUALS OUTSIDE THE UNITED STATES GRANTS LISTED IN PART II ARE PRIMARILY GRANTS MADE FROM DONOR ADVISED FUNDS MANAGED BY STANFORD AND ARE BASED ON RECOMMENDATIONS BY DONORS OF THOSE FUNDS AND REVIEWED AND APPROVED BY SENIOR OFFICIALS IN THE OFFICE OF DEVELOPMENT SUB-GRANTS STANFORD OCCASIONALLY RECEIVES GRANT SUPPORT THAT IS DISBURSED TO OTHER INDIVIDUALS OR ENTITIES PER THE TERMS OF THE AWARD IN MOST CASES, PRIOR TO THE GRANT TO STANFORD, THE UNIVERSITY WILL PROVIDE THE GRANTING ENTITY WITH A LIST OF SUCH CONTEMPLATED RECIPIENTS GENERALLY, AS WORK ON THE GRANT PROGRESSES, CHANGES TO THESE RECIPIENTS MUST BE APPROVED BY THE GRANTING AGENCY DUE TO THESE REVIEW REQUIREMENTS OF THE GRANTING AGENCY, STANFORD DOES NOT REPORT SUCH PAYMENTS ON FORM 990, SCHEDULE I</p>

Additional Data

Software ID:  
Software Version:  
EIN: 94-1156365  
Name: THE BOARD OF TRUSTEES OF THE LELAND STANFORD  
JUNIOR UNIVERSITY

Form 990,Schedule I, Part II, Grants and Other Assistance to Domestic Organizations and Domestic Governments.

(a) Name and address of organization or government	(b) EIN	(c) IRC Code section if applicable	(d) Amount of cash grant	(e) Amount of non-cash assistance	(f) Method of valuation (book, FMV , appraisal, other)	(g) Description of non-cash assistance	(h) Purpose of grant or assistance
A BETTER CHANCE253 W 35TH STREET NEWYORK,NY 10001	23-7173492	501(C)(3)	25,000				GENERAL SUPPORT
AFRICAN LEADERSHIP FOUNDATIONPO BOX 7408 NEWYORK,NY 10150	83-0425133	501(C)(3)	100,000				GENERAL SUPPORT
ALLIANCE FOR SCHOOL CHOICE1616 L STREET NW WASHINGTON,DC 20036	52-2111508	501(C)(3)	50,000				GENERAL SUPPORT

Form 990,Schedule I, Part II, Grants and Other Assistance to Domestic Organizations and Domestic Governments.

(a) Name and address of organization or government	(b) EIN	(c) IRC Code section if applicable	(d) Amount of cash grant	(e) Amount of non-cash assistance	(f) Method of valuation (book, FMV , appraisal, other)	(g) Description of non-cash assistance	(h) Purpose of grant or assistance
AMERICAN ASIAN CULTURAL EXCHANGE1328 MISSION STREET SAN FRANCISCO,CA 94103	52-1284724	501(C)(3)	10,000				SUPPORT FILM PROJECT
AMERICAN RED CROSS 2731 N FIRST STREET SAN JOSE,CA 94103	53-0196605	501(C)(3)	7,000				GENERAL SUPPORT
AMERICAN UNITED FOR SEPARATION OF CHURCH&ST1301 K STREET NW WASHINGTON,DC 20005	53-0184647	501(C)(3)	10,000				GENERAL SUPPORT

Form 990,Schedule I, Part II, Grants and Other Assistance to Domestic Organizations and Domestic Governments.

(a) Name and address of organization or government	(b) EIN	(c) IRC Code section if applicable	(d) Amount of cash grant	(e) Amount of non-cash assistance	(f) Method of valuation (book, FMV , appraisal, other)	(g) Description of non-cash assistance	(h) Purpose of grant or assistance
ANGEL FLIGHT WEST3161 DD LOOP S SANTA MONICA,CA 90405	95-3956297	501(C)(3)	10,000				SUPPORT AWARDS
ANIMAL PROTECTION OF NEW MEXICO INCPO BOX 11395 ALBUQUERQUE,NM 87192	85-0283292	501(C)(3)	10,000				GENERAL SUPPORT
ASPCA520 8TH AVE NEWYORK,NY 10018	13-1623829	501(C)(3)	10,000				GENERAL SUPPORT

Form 990, Schedule I, Part II, Grants and Other Assistance to Domestic Organizations and Domestic Governments.

(a) Name and address of organization or government	(b) EIN	(c) IRC Code section if applicable	(d) Amount of cash grant	(e) Amount of non-cash assistance	(f) Method of valuation (book, FMV, appraisal, other)	(g) Description of non-cash assistance	(h) Purpose of grant or assistance
CAL POLYCOLG OF ENG SAN LUIS OBISPO, CA 93407	20-4927897	STATE OF CA	10,000				SCHOLARSHIP
CANARY FOUNDATION 3155 PORTER DRIVE PALO ALTO, CA 94304	65-1230251	501(C)(3)	5,500				GENERAL SUPPORT
CHILDREN'S HOSPITAL & RESEARCH CENTER FOUNDATION2201 BROADWAY STE 600 OAKLAND, CA 94612	94-1657474	501(C)(3)	20,000				GENERAL SUPPORT

Form 990,Schedule I, Part II, Grants and Other Assistance to Domestic Organizations and Domestic Governments.

(a) Name and address of organization or government	(b) EIN	(c) IRC Code section if applicable	(d) Amount of cash grant	(e) Amount of non-cash assistance	(f) Method of valuation (book, FMV , appraisal, other)	(g) Description of non-cash assistance	(h) Purpose of grant or assistance
CORNELL UNIVERSITY130 E SENECA ST ITHACA,NY 14850	15-0532082	501(C)(3)	300,000				GENERAL SUPPORT
EARTH UNIVERSITY FOUNDATION3525 PIEDMONT ROAD NE ATLANTA,GA 30305	38-2920639	501(C)(3)	20,000				SCHOLARSHIPS
EASTMAN SCHOOL OF MUSIC26 GIBBS ST ROCHESTER,NY 14604	16-0743209	501(C)(3)	10,000				SCHOLARSHIP

Form 990,Schedule I, Part II, Grants and Other Assistance to Domestic Organizations and Domestic Governments.

(a) Name and address of organization or government	(b) EIN	(c) IRC Code section if applicable	(d) Amount of cash grant	(e) Amount of non-cash assistance	(f) Method of valuation (book, FMV , appraisal, other)	(g) Description of non-cash assistance	(h) Purpose of grant or assistance
FRIENDS OF FLORENCE 4545 W STREET N W WASHINGTON,DC 20007	91-1878427	501(C)(3)	8,700				SUPPORT RESTORATION
GREATER TWIN CITIES UNITED WAYPO BOX 2949 MINNEAPOLIS,MN 55402	41-1973442	501(C)(3)	60,000				GENERAL SUPPORT
HOWARD UNIVERSITY2400 SIXTH STREET NW WASHINGTON,DC 20059	53-0204707	501(C)(3)	330,000				GENERAL SUPPORT

Form 990,Schedule I, Part II, Grants and Other Assistance to Domestic Organizations and Domestic Governments.

(a) Name and address of organization or government	(b) EIN	(c) IRC Code section if applicable	(d) Amount of cash grant	(e) Amount of non-cash assistance	(f) Method of valuation (book, FMV , appraisal, other)	(g) Description of non-cash assistance	(h) Purpose of grant or assistance
HUMANE SOCIETY OF THE UNITED STATES700 PROF DR GAITHERSBURG, MD 20879	53-0225390	501(C)(3)	10,000				GENERAL SUPPORT
JOHNS HOPKINS CHILDREN'S CENTER750 E PRATT STREET BALTIMORE,MD 21202	52-0595110	501(C)(3)	20,000				PEDIATRIC CARDIOLOGY
LUCILE PACKARD CHILDREN'S HOSPITAL725 WELCH ROAD PALO ALTO,CA 94304	77-0003859	501(C)(3)	11,005,000				HOSPITAL EXPANSION

Form 990,Schedule I, Part II, Grants and Other Assistance to Domestic Organizations and Domestic Governments.

(a) Name and address of organization or government	(b) EIN	(c) IRC Code section if applicable	(d) Amount of cash grant	(e) Amount of non-cash assistance	(f) Method of valuation (book, FMV , appraisal, other)	(g) Description of non-cash assistance	(h) Purpose of grant or assistance
LUMMI ISLAND HERITAGE TRUSTPO BOX 158 LUMMI ISLAND,WA 98262	91-1785342	501(C)(3)	25,000				GENERAL SUPPORT
MAKING WAVES FOUNDATION3045 RESEARCH DRIVE RICHMOND,CA 94806	68-0204312	501(C)(3)	500,000				ALUMNI PROGRAM
MASSACHUSETTS INSTITUTE OF TECHNOLOGY600 MEMORIAL DRIVE CAMBRIDGE,MA 02139	04-2103594	501(C)(3)	2,000,000				EDGERTON CENTER

Form 990,Schedule I, Part II, Grants and Other Assistance to Domestic Organizations and Domestic Governments.

(a) Name and address of organization or government	(b) EIN	(c) IRC Code section if applicable	(d) Amount of cash grant	(e) Amount of non-cash assistance	(f) Method of valuation (book, FMV , appraisal, other)	(g) Description of non-cash assistance	(h) Purpose of grant or assistance
MAYO CLINIC200 FIRST STREET SW ROCHESTER,MN 55905	41-6011702	501(C)(3)	50,000				GENERAL SUPPORT
NEW VENTURE FUND1201 CT AVE NW WASHINGTON,DC 20036	20-5806345	501(C)(3)	1,000,000				SUPPORT MALALA FD
OAKLAND CHILDREN'S FAIRYLAND699 BELLEVUE AVENUE OAKLAND,CA 94610	94-3209054	501(C)(3)	25,000				GENERAL SUPPORT

Form 990,Schedule I, Part II, Grants and Other Assistance to Domestic Organizations and Domestic Governments.

(a) Name and address of organization or government	(b) EIN	(c) IRC Code section if applicable	(d) Amount of cash grant	(e) Amount of non-cash assistance	(f) Method of valuation (book, FMV , appraisal, other)	(g) Description of non-cash assistance	(h) Purpose of grant or assistance
PHILANTHROPIC VENTURES FOUNDATION 1222 PRES PK WAY OAKLAND,CA 94612	93-3136771	501(C)(3)	157,000				FELLOWSHIPS
ROCKEFELLER PHILANTHROPY ADVISORS 6 WEST 48TH STREET NEWYORK,NY 10036	13-3615533	501(C)(3)	1,000,000				GIRL EFFECT PROJECT
SAN FRANCISCO MUSEUM OF MODERN ART (SFMOMA) 151 THIRD STREET SAN FRANCISCO,CA 94103	94-1156300	501(C)(3)	1,500,000				TRAVELLING EXHIBITION

Form 990,Schedule I, Part II, Grants and Other Assistance to Domestic Organizations and Domestic Governments.

(a) Name and address of organization or government	(b) EIN	(c) IRC Code section if applicable	(d) Amount of cash grant	(e) Amount of non-cash assistance	(f) Method of valuation (book, FMV , appraisal, other)	(g) Description of non-cash assistance	(h) Purpose of grant or assistance
SANTA BARBARA CENTER FOR THE PEFORMING ARTS 1330 STATE STREET SANTA BARBARA, CA 93101	95-3847102	501(C)(3)	20,000				GENERAL SUPPORT
SANTA BARBARA FOUNDATION1111 CHAPALA ST SANTA BARBARA, CA 93015	95-1866094	501(C)(3)	200,000				GENERAL SUPPORT
SANTA FE JAZZ310 STAAB ST SANTA FE,NM 87501	47-1314790	501(C)(3)	10,000				SUPPORT ANNUAL FUND

Form 990,Schedule I, Part II, Grants and Other Assistance to Domestic Organizations and Domestic Governments.

(a) Name and address of organization or government	(b) EIN	(c) IRC Code section if applicable	(d) Amount of cash grant	(e) Amount of non-cash assistance	(f) Method of valuation (book, FMV , appraisal, other)	(g) Description of non-cash assistance	(h) Purpose of grant or assistance
SECOND HARVEST FOOD BANK1051 BING STREET SAN CARLOS,CA 94070	94-2614101	501(C)(3)	45,000				GENERAL SUPPORT
SOUTHERN POVERTY LAW CENTER400 WASHINGTON AVE MONTGOMERY,AL 36104	63-0598743	501(C)(3)	10,000				GENERAL SUPPORT
STANFORD HEALTH CARE 300 PASTEUR DRIVE STANFORD,CA 94305	94-6174066	501(C)(3)	1,030,000				GENERAL SUPPORT

Form 990,Schedule I, Part II, Grants and Other Assistance to Domestic Organizations and Domestic Governments.

(a) Name and address of organization or government	(b) EIN	(c) IRC Code section if applicable	(d) Amount of cash grant	(e) Amount of non-cash assistance	(f) Method of valuation (book, FMV , appraisal, other)	(g) Description of non-cash assistance	(h) Purpose of grant or assistance
TAOS SPORTS ASSOCIATES INCP O BOX 3011 TAOS,NM 87571	85-0241076	501(C)(3)	80,000				PROGRAM DEVELOP
THE CCF FOUNDATIONPO BOX 40488 SAN FRANCISCO,CA 94140	94-1682567	501(C)(3)	120,000				GENERAL SUPPORT
THE FIELD INSTITUTE OF TAOSP O BOX 486 ARROYO SECO,NM 87514	85-0442587	501(C)(3)	80,000				PROGRAM DEVELOP

Form 990, Schedule I, Part II, Grants and Other Assistance to Domestic Organizations and Domestic Governments.

(a) Name and address of organization or government	(b) EIN	(c) IRC Code section if applicable	(d) Amount of cash grant	(e) Amount of non-cash assistance	(f) Method of valuation (book, FMV, appraisal, other)	(g) Description of non-cash assistance	(h) Purpose of grant or assistance
THE FOUNDATION FOR SANTA BARBARA CITY COLLEGE721 CLIFF DRIVE SANTA BARBARA, CA 93109	95-3234551	501(C)(3)	20,000				GENERAL SUPPORT
THE HEAD ROYCE SCHOOL 4315 LINCOLN AVE OAKLAND, CA 94602	94-1518656	501(C)(3)	10,000				SUPPORT ANNUAL FUND
THE KEYS SCHOOL2890 MIDDLEFIELD ROAD PALO ALTO, CA 94306	94-2240127	501(C)(3)	25,000				SUPPORT ANNUAL FUND

Form 990, Schedule I, Part II, Grants and Other Assistance to Domestic Organizations and Domestic Governments.

(a) Name and address of organization or government	(b) EIN	(c) IRC Code section if applicable	(d) Amount of cash grant	(e) Amount of non-cash assistance	(f) Method of valuation (book, FMV, appraisal, other)	(g) Description of non-cash assistance	(h) Purpose of grant or assistance
THE MICHAEL J FOX FOUNDATION498 7TH AVE NEW YORK, NY 10018	13-4141945	501(C)(3)	10,000				GENERAL SUPPORT
TIPPING POINT COMMUNITY220 MONTGOMERY ST SF, CA 94104	20-2121739	501(C)(3)	750,000				GENERAL SUPPORT
US OLYMPIC AND PARALYMPIC FOUNDATION1 OLYMPIC PLAZA COLORADO SPRING, CO 80909	80-0939841	501(C)(3)	25,000				GENERAL SUPPORT

Form 990,Schedule I, Part II, Grants and Other Assistance to Domestic Organizations and Domestic Governments.

(a) Name and address of organization or government	(b) EIN	(c) IRC Code section if applicable	(d) Amount of cash grant	(e) Amount of non-cash assistance	(f) Method of valuation (book, FMV , appraisal, other)	(g) Description of non-cash assistance	(h) Purpose of grant or assistance
UCSFLOCKBOX 45339 SAN FRANCISCO,CA 94145	94-6036493	501(C)(3)	10,000				GENERAL SUPPORT
UCSF FOUNDATION220 MONTGOMERY ST SF,CA 94104	94-2829914	501(C)(3)	140,000				GENERAL SUPPORT
UNION COLLEGE807 UNION STREET SCHENECTADY,NY 12308	14-1338580	501(C)(3)	30,000				GENERAL SUPPORT

Form 990, Schedule I, Part II, Grants and Other Assistance to Domestic Organizations and Domestic Governments.

(a) Name and address of organization or government	(b) EIN	(c) IRC Code section if applicable	(d) Amount of cash grant	(e) Amount of non-cash assistance	(f) Method of valuation (book, FMV, appraisal, other)	(g) Description of non-cash assistance	(h) Purpose of grant or assistance
UNIVERSITY OF CALIFORNIAUC SANTA BARBARA, CA 93106	95-6006145	STATE OF CA	200,000				ARTS AND LECTURE
WOMEN FOR AFGHAN WOMEN158-24 73RD AVE FRESH MEADOWS, NY 11366	02-0539734	501(C)(3)	25,000				GENERAL SUPPORT
WOMENONE LTD57 GROVER LANE WEST CALDWELL, NJ 07006	26-3679243	501(C)(3)	30,000				GENERAL SUPPORT

Form 990, Schedule I, Part II, Grants and Other Assistance to Domestic Organizations and Domestic Governments.

(a) Name and address of organization or government	(b) EIN	(c) IRC Code section if applicable	(d) Amount of cash grant	(e) Amount of non-cash assistance	(f) Method of valuation (book, FMV, appraisal, other)	(g) Description of non-cash assistance	(h) Purpose of grant or assistance
YEAR UP45 MILK STREET BOSTON, MA 02109	04-3534407	501(C)(3)	100,000				GENERAL SUPPORT

Schedule J  
(Form 990)

Department of the Treasury  
Internal Revenue Service

Compensation Information

For certain Officers, Directors, Trustees, Key Employees, and Highest Compensated Employees

▶ Complete if the organization answered "Yes" to Form 990, Part IV, line 23.  
▶ Attach to Form 990.

▶ Information about Schedule J (Form 990) and its instructions is at [www.irs.gov/form990](http://www.irs.gov/form990).

OMB No 1545-0047

2014

Open to Public Inspection

Name of the organization  
THE BOARD OF TRUSTEES OF THE LELAND STANFORD JUNIOR UNIVERSITY

Employer identification number  
94-1156365

Part I	Questions Regarding Compensation		Yes	No
1a	Check the appropriate box(es) if the organization provided any of the following to or for a person listed in Form 990, Part VII, Section A, line 1a. Complete Part III to provide any relevant information regarding these items. <div><div><input checked="" type="checkbox"/> First-class or charter travel</div><div><input checked="" type="checkbox"/> Housing allowance or residence for personal use</div><div><input type="checkbox"/> Travel for companions</div><div><input type="checkbox"/> Payments for business use of personal residence</div><div><input type="checkbox"/> Tax idemnification and gross-up payments</div><div><input type="checkbox"/> Health or social club dues or initiation fees</div><div><input type="checkbox"/> Discretionary spending account</div><div><input checked="" type="checkbox"/> Personal services (e g , maid, chauffeur, chef)</div></div>			
b	If any of the boxes in line 1a are checked, did the organization follow a written policy regarding payment or reimbursement or provision of all of the expenses described above? If "No," complete Part III to explain	1b	Yes	
2	Did the organization require substantiation prior to reimbursing or allowing expenses incurred by all directors, trustees, officers, including the CEO/Executive Director, regarding the items checked in line 1a?	2	Yes	
3	Indicate which, if any, of the following the filing organization used to establish the compensation of the organization's CEO/Executive Director. Check all that apply. Do not check any boxes for methods used by a related organization to establish compensation of the CEO/Executive Director, but explain in Part III. <div><div><input checked="" type="checkbox"/> Compensation committee</div><div><input type="checkbox"/> Written employment contract</div><div><input checked="" type="checkbox"/> Independent compensation consultant</div><div><input checked="" type="checkbox"/> Compensation survey or study</div><div><input checked="" type="checkbox"/> Form 990 of other organizations</div><div><input checked="" type="checkbox"/> Approval by the board or compensation committee</div></div>			
4	During the year, did any person listed in Form 990, Part VII, Section A, line 1a with respect to the filing organization or a related organization: <div><div>a Receive a severance payment or change-of-control payment?</div><div>b Participate in, or receive payment from, a supplemental nonqualified retirement plan?</div><div>c Participate in, or receive payment from, an equity-based compensation arrangement?</div></div> If "Yes" to any of lines 4a-c, list the persons and provide the applicable amounts for each item in Part III.	4a	Yes	
		4b	Yes	
		4c		No
5	Only 501(c)(3), 501(c)(4), and 501(c)(29) organizations must complete lines 5-9. For persons listed in Form 990, Part VII, Section A, line 1a, did the organization pay or accrue any compensation contingent on the revenues of: <div><div>a The organization?</div><div>b Any related organization?</div></div> If "Yes," to line 5a or 5b, describe in Part III.	5a		No
		5b		No
6	For persons listed in Form 990, Part VII, Section A, line 1a, did the organization pay or accrue any compensation contingent on the net earnings of: <div><div>a The organization?</div><div>b Any related organization?</div></div> If "Yes," to line 6a or 6b, describe in Part III.	6a		No
		6b		No
7	For persons listed in Form 990, Part VII, Section A, line 1a, did the organization provide any non-fixed payments not described in lines 5 and 6? If "Yes," describe in Part III.	7	Yes	
8	Were any amounts reported in Form 990, Part VII, paid or accrued pursuant to a contract that was subject to the initial contract exception described in Regulations section 53.4958-4(a)(3)? If "Yes," describe in Part III.	8		No
9	If "Yes" to line 8, did the organization also follow the rebuttable presumption procedure described in Regulations section 53.4958-6(c)?	9		

**Part II Officers, Directors, Trustees, Key Employees, and Highest Compensated Employees.** Use duplicate copies if additional space is needed.

For each individual whose compensation must be reported in Schedule J, report compensation from the organization on row (i) and from related organizations, described in the instructions, on row (ii) Do not list any individuals that are not listed on Form 990, Part VII

**Note.** The sum of columns (B)(i)-(iii) for each listed individual must equal the total amount of Form 990, Part VII, Section A, line 1a, applicable column (D) and (E) amounts for that individual

(A) Name and Title		(B) Breakdown of W-2 and/or 1099-MISC compensation			(C) Retirement and other deferred compensation	(D) Nontaxable benefits	(E) Total of columns (B)(i)-(D)	(F) Compensation in column(B) reported as deferred in prior Form 990
		(i) Base compensation	(ii) Bonus & incentive compensation	(iii) Other reportable compensation				
See Additional Data Table								

**Part III** Supplemental Information

Provide the information, explanation, or descriptions required for Part I, lines 1a, 1b, 3, 4a, 4b, 4c, 5a, 5b, 6a, 6b, 7, and 8, and for Part II  
Also complete this part for any additional information

Return Reference	Explanation
PART I, LINE 1A	FIRST-CLASS OR CHARTER TRAVEL STANFORD UNIVERSITY TRAVEL POLICY GENERALLY REQUIRES ALL EMPLOYEES, INCLUDING PERSONS LISTED ON FORM 990, PART VII, LINE 1A, TO USE THE MOST ECONOMICAL MODE OF TRANSPORTATION AVAILABLE CONSISTENT WITH THE AUTHORIZED BUSINESS PURPOSE OF THE TRAVEL FIRST CLASS TRAVEL IS AUTHORIZED IN SOME INSTANCES, SUCH AS ON INTERNATIONAL FLIGHTS OVER A CERTAIN LENGTH, IF NO BUSINESS CLASS SERVICE IS AVAILABLE ON THE FLIGHT FIRST CLASS TRAVEL IS ALSO AUTHORIZED IN CASE OF A MEDICAL NEED OR OTHER EXIGENCY APPROVED BY THE PROVOST IN ADDITION, THE PRESIDENT HAS PERMISSION TO FLY FIRST CLASS ON CERTAIN DOMESTIC FLIGHTS DEPENDING ON LENGTH OCCASIONALLY, THE UNIVERSITY MAY PURCHASE CHARTERED AIRCRAFT SERVICES WHEN DEEMED APPROPRIATE FOR THE CONDUCT OF UNIVERSITY BUSINESS AND PURSUANT TO UNIVERSITY POLICY RELATED TO CHARTER TRAVEL IN COMPLIANCE WITH THE UNIVERSITY'S TRAVEL POLICY DESCRIBED ABOVE, FIVE PERSONS LISTED ON PART VII USED FIRST CLASS TRAVEL SERVICES AND ONE PERSON USED CHARTER TRAVEL DURING CALENDAR YEAR 2014 SUCH TRAVEL WAS FOR BUSINESS PURPOSES AND NOT INCLUDED IN TAXABLE INCOME TO THE INDIVIDUALS PRESIDENT AND PROVOST HOUSING AS A CONDITION OF HIS EMPLOYMENT AS PRESIDENT OF THE UNIVERSITY, PRESIDENT HENNESSY, IS REQUIRED TO LIVE IN THE PRESIDENT'S HOME ON THE CAMPUS OF THE UNIVERSITY THE RESIDENCE IS USED FREQUENTLY FOR UNIVERSITY BUSINESS INCLUDING OFFICIAL GATHERINGS OF FACULTY, STAFF, STUDENTS, ALUMNI, DONORS AND THEIR FAMILIES AS PART OF A PROGRAM OF APPROPRIATE AND REGULAR MAINTENANCE OF THIS HOUSE, THE UNIVERSITY PROVIDED CLEANING SERVICE FOR THE PUBLIC AND PRIVATE AREAS THE UNIVERSITY HAS INCLUDED AS NONTAXABLE COMPENSATION IN COLUMN D THE ESTIMATED RENTAL VALUE OF THE AREAS OF THIS RESIDENCE RESERVED FOR THE PERSONAL USE OF THE EMPLOYEE, BASED UPON THE PREVAILING RENTAL RATES IN PALO ALTO AND ACTUAL COSTS OF RELATED SERVICES, INCLUDING MAINTENANCE, CLEANING AND UTILITIES AS A CONDITION OF HIS EMPLOYMENT AS PROVOST OF THE UNIVERSITY, PROVOST ETCEHEMENDY IS REQUIRED TO LIVE ON THE CAMPUS OF THE UNIVERSITY THE RESIDENCE IS USED FREQUENTLY FOR UNIVERSITY BUSINESS INCLUDING OFFICIAL GATHERINGS OF FACULTY, STAFF, STUDENTS, ALUMNI, DONORS AND THEIR FAMILIES AS PART OF A PROGRAM OF APPROPRIATE AND REGULAR MAINTENANCE OF THIS HOUSE, THE UNIVERSITY PROVIDED CLEANING SERVICE FOR THE PUBLIC AND PRIVATE AREAS THE UNIVERSITY HAS INCLUDED AS NONTAXABLE COMPENSATION IN COLUMN D THE ESTIMATED RENTAL VALUE OF THE AREAS OF THIS RESIDENCE RESERVED FOR THE PERSONAL USE OF THE EMPLOYEE, BASED UPON THE PREVAILING RENTAL RATES IN PALO ALTO AND ACTUAL COSTS OF RELATED SERVICES, INCLUDING MAINTENANCE, CLEANING AND UTILITIES THE FOLLOWING INDIVIDUALS RECEIVED TAXABLE HOUSING BENEFITS DURING CALENDAR YEAR 2014 LLOYD B MINOR, WILLIAM MADIA, MARTIN SHELL, RICHARD SALLER, AND DAVID SHAW THESE AMOUNTS ARE INCLUDED IN SCHEDULE J, PART II, COLUMN (B)(III) PART I, LINE 4A SEVERANCE PLAN CERTAIN LISTED PERSONS ARE SUBJECT TO THE UNIVERSITY APPROVED SEVERANCE PLAN THAT PROVIDES FOR PAYMENT OF SALARY BASED ON THE INDIVIDUAL'S YEARS OF SERVICE, FOR A PERIOD RANGING FROM 3 TO 12 MONTHS SEVERANCE IS PAID FOR POSITION ELIMINATION OR OTHER INVOLUNTARY TERMINATION, BASED ON PLAN GUIDELINES EXCEPT WHEN THE PRESIDENT OR THE VICE PRESIDENT OF UNIVERSITY HUMAN RESOURCES OR HIS/HER DESIGNEE DETERMINES THE TERMINATION IS FOR MISCONDUCT THE FOLLOWING INDIVIDUAL LISTED ON SCHEDULE J RECEIVED SEVERANCE PAYMENT DURING CALENDAR YEAR 2014 MARK HAYES - \$194,000 PART I, LINE 4B DEFERRED COMPENSATION PLAN PROVISIONS CERTAIN OFFICERS AND OTHERS LISTED IN SCHEDULE J, PART II PARTICIPATE IN A DEFERRED COMPENSATION PLAN AMOUNTS ARE CREDITED TO THE PLAN BASED ON PERFORMANCE AND CERTAIN OTHER FACTORS PLAN BALANCES ARE SUBJECT TO FORFEITURE AND/OR PAYMENT ONLY IF CERTAIN CONDITIONS ARE MET CERTAIN BONUS AMOUNTS MAY BE DEFERRED AND PAID IN A LATER YEAR SUBJECT TO IRC SECTION 457 (F) IN GENERAL, PER THE INSTRUCTIONS FOR SCHEDULE J, PART II, COLUMN (C), DEFERRED COMPENSATION IS TREATED AS EARNED RATABLY OVER THE PERIOD OF SERVICE REQUIRED FOR VESTING A MONTHLY CONVENTION HAS BEEN USED TO PRORATE AMOUNTS OVER THE APPLICABLE VESTING PERIOD COLUMN (C) DOES NOT INCLUDE AMOUNTS DEFERRED IN A CALENDAR YEAR TO A DATE ON OR BEFORE MARCH 15TH OF THE FOLLOWING CALENDAR YEAR THE NET EFFECT OF APPLYING THE FOREGOING RULES AND CONVENTIONS IS THAT DEFERRED COMPENSATION REPORTED IN COLUMN (C) FOR AN INDIVIDUAL MAY APPEAR UNEVEN OVER TIME, WITH APPLICATION OF THE RULES RESULTING IN INCREASES AND DECREASES FROM YEAR TO YEAR DUE TO VARIANCE IN VESTING SCHEDULES IN CERTAIN INSTANCES INVOLVING OLDER DEFERRED COMPENSATION PLANS, IF AN INDIVIDUAL'S DEFERRED COMPENSATION HAS IN THE PAST BEEN REPORTED WHEN CREDITED TO A DEFERRED COMPENSATION ACCOUNT, RATHER THAN AS EARNED RATABLY OVER THE RELATED VESTING PERIOD, THE INDIVIDUAL'S DEFERRED COMPENSATION CONTINUES TO BE REPORTED WHEN CREDITED, IN THE INTERESTS OF ACCURACY AND CONSISTENCY DEFERRED COMPENSATION IS REPORTED IN SCHEDULE J, PART II, COLUMN (C) IN THE YEAR OF DEFERRAL, AS DESCRIBED ABOVE, AND IS REPORTED IN SCHEDULE J, PART II, COLUMN (B)(III) AND COLUMN (F) IN THE YEAR OF PAYMENT, IF APPLICABLE THE FOLLOWING INDIVIDUALS RECEIVED PAYMENT FROM THEIR DEFERRED COMPENSATION ACCOUNT DURING CALENDAR YEAR 2014 JOHN POWERS - \$868,871, DAVID DEMAREST - \$351,442 SUPPLEMENTAL EXECUTIVE RETIREMENT PLAN (SERP) THE UNIVERSITY HAS PROVIDED THE PRESIDENT WITH TWO SUPPLEMENTAL EXECUTIVE RETIREMENT PLANS (SERPS) DURING HIS TERM OF SERVICE AS AN OFFICER TO SUPPLEMENT HIS SOCIAL SECURITY AND 403(B) RETIREMENT BENEFITS ONE SERP WAS EARNED GRADUALLY (PRIOR SERP) AND ANOTHER SERP IS TO BE EARNED GRADUALLY (CURRENT SERP) OVER SPECIFIED PERIODS DURING HIS TERM OF SERVICE AS AN OFFICER THE CURRENT SERP PROVIDES THAT THE PRESIDENT IS ELIGIBLE TO RECEIVE A BENEFIT APPROXIMATELY EQUAL TO AN ANNUAL PAYMENT FOR LIFE OF 2% OF HIS HIGHEST THREE YEAR AVERAGE BASE PAY FOR EACH FISCAL YEAR FROM FY 2012 THROUGH FY 2018 DURING WHICH HE SERVES AS PRESIDENT BY REMAINING IN HIS POSITION THROUGH AUGUST 31, 2016 (AS HE HAS ANNOUNCED HIS INTENT), THE PRESIDENT WILL BE ELIGIBLE TO RECEIVE A BENEFIT APPROXIMATELY EQUAL TO AN ANNUAL PAYMENT FOR LIFE OF 8% OF HIS HIGHEST THREE YEAR AVERAGE BASE PAY (2 0 PERCENTAGE POINTS OF WHICH WAS EARNED IN FY 2015) THE SERP BENEFIT IS SUBJECT TO FORFEITURE IF CERTAIN CONDITIONS ARE NOT MET FOR THE YEAR ENDED AUGUST 31, 2015, THE VALUE OF THE ANNUAL ACCRUAL OF THIS BENEFIT WAS \$188,985 AND IS INCLUDED ON SCHEDULE J COLUMN (C) AS DEFERRED COMPENSATION THE PRIOR SERP WAS EARNED OVER THE 12 YEARS ENDING AUGUST 31, 2012 HAVING SERVED IN HIS POSITION THROUGH AUGUST 31, 2012, THE PRESIDENT IS ELIGIBLE TO RECEIVE A BENEFIT APPROXIMATELY EQUAL TO AN ANNUAL PAYMENT FOR LIFE OF 35 5% OF HIS HIGHEST THREE YEAR AVERAGE BASE PAY DURING THE 12 YEAR PERIOD, OFFSET BY THE ANNUITY EQUIVALENT OF HIS ANTICIPATED SOCIAL SECURITY BENEFIT AND AMOUNTS CONTRIBUTED BY THE UNIVERSITY DIRECTLY TO HIS 403(B) DEFINED CONTRIBUTION RETIREMENT PLAN WHILE HE IS AN OFFICER THERE WERE NO ACCRUALS TO THIS SERP AFTER AUGUST 31, 2012 THIS SERP BENEFIT REMAINS SUBJECT TO FORFEITURE IF CERTAIN CONDITIONS ARE NOT MET THE UNIVERSITY ALSO PROVIDES THE PROVOST WITH A SUPPLEMENTAL EXECUTIVE RETIREMENT PLAN (SERP) TO SUPPLEMENT HIS SOCIAL SECURITY AND 403(B) RETIREMENT BENEFITS THE SERP IS EARNED GRADUALLY THROUGH HIS TERM OF SERVICE AS PROVOST BY REMAINING IN HIS POSITION THROUGH AUGUST 31, 2015, THE PROVOST BECAME ELIGIBLE TO RECEIVE A BENEFIT APPROXIMATELY EQUAL TO AN ANNUAL PAYMENT FOR LIFE OF 42% OF HIS HIGHEST THREE YEAR AVERAGE BASE PAY (3 0 PERCENTAGE POINTS OF WHICH WAS EARNED IN FY 2015), OFFSET BY THE ANNUITY EQUIVALENT OF HIS ANTICIPATED SOCIAL SECURITY BENEFIT AND AMOUNTS CONTRIBUTED BY THE UNIVERSITY DIRECTLY TO HIS 403 (B) DEFINED CONTRIBUTION RETIREMENT PLAN WHILE HE IS AN OFFICER THE SERP BENEFIT IS SUBJECT TO FORFEITURE IF CERTAIN CONDITIONS ARE NOT MET FOR THE YEAR ENDED AUGUST 31, 2015, THE VALUE OF THE ANNUAL ACCRUAL OF THIS BENEFIT WAS \$300,738 AND IS INCLUDED ON SCHEDULE J COLUMN (C) AS DEFERRED COMPENSATION
PART I, LINE 7 AND PART II, COLUMN (B) (II)	VARIABLE COMPENSATION OF SCHOOL OF MEDICINE FACULTY TOTAL COMPENSATION FOR FACULTY IN THE SCHOOL OF MEDICINE IS MADE UP OF THE FOLLOWING INTEGRAL COMPONENTS SALARY AND BENEFITS, ADMINISTRATIVE SUPPLEMENTS, AND BONUSES AWARDED UNDER DEPARTMENTAL PLANS BASE SALARY IS BASED ON ACADEMIC RANK (E G , PROFESSOR, ASSISTANT PROFESSOR) A VARIABLE COMPONENT OF SALARY IS DETERMINED BY THE CONTRIBUTION OF THE INDIVIDUAL TO THE DEPARTMENT/DIVISION AND THE CLINICAL SPECIALTY OF THE FACULTY MEMBER OTHER SALARY SUPPLEMENTS ARE OCCASIONALLY USED TO PROVIDE FOR COMPENSATION GIVEN UP BY A FACULTY MEMBER WHEN ASSUMING A POSITION AT STANFORD ADMINISTRATIVE SUPPLEMENTS ARE PAID TO FACULTY WHO TAKE ON DUTIES WHICH ARE OUTSIDE THEIR USUAL FACULTY RESPONSIBILITIES AND OUTSIDE NORMAL COMMITTEE WORK INCENTIVE BONUSES ARE CONSIDERED A FUNDAMENTAL COMPONENT OF TOTAL COMPENSATION THEY ARE PAID OUT BY THE DEPARTMENTS BASED ON THE DEPARTMENTS' INCENTIVE BONUS PLAN MEASURING THE FACULTY'S EFFORTS IN ADMINISTRATIVE LEADERSHIP, CLINICAL, RESEARCH, AND/OR TEACHING AREAS AS DEFINED BY THE PLAN IN ADDITION, THE DEAN HAS A BONUS PLAN FOR CLINICAL CHAIRS BASED ON ACHIEVEMENT OF LEADERSHIP GOALS SOME DEPARTMENTS HAVE "ON-CALL" AND "COVERAGE" BONUSES TO PROVIDE COMPENSATION FOR A FACULTY MEMBER'S PROVIDING OFF-HOURS COVERAGE VARIABLE COMPENSATION OF INVESTMENT PROFESSIONALS A PORTION OF THE COMPENSATION PAID TO EACH LISTED INVESTMENT PROFESSIONAL IS BASED ON A COMBINATION OF THREE FACTORS THREE YEAR ANNUALIZED PERFORMANCE VERSUS THE RELEVANT POLICY PORTFOLIO BENCHMARK RETURN FOR THAT PERIOD, THREE YEAR MERGED POOL ANNUALIZED PERFORMANCE VERSUS THE PERFORMANCE OF THE NINETEEN LARGEST COLLEGE AND UNIVERSITY ENDOWMENT INVESTMENT POOLS IN THE UNITED STATES, AND INDIVIDUAL PERFORMANCE VARIABLE COMPENSATION OF ATHLETICS PROFESSIONALS LISTED ATHLETICS PROFESSIONALS ARE ELIGIBLE TO RECEIVE BONUSES AND INCENTIVE COMPENSATION BASED ON THE ACADEMIC PERFORMANCE OF THE STUDENT-ATHLETES, ATHLETIC PERFORMANCE, ATTENDANCE AT ATHLETIC EVENTS, AND/OR LEADERSHIP, AS PROVIDED IN THE PROFESSIONALS' COMPENSATION AGREEMENTS VARIABLE COMPENSATION OF OFFICERS AND OTHERS OFFICERS AND OTHERS ARE ELIGIBLE TO RECEIVE BONUSES AND INCENTIVE COMPENSATION BASED ON PERFORMANCE CURRENT YEAR BONUS AMOUNTS ARE REPORTED IN SCHEDULE J, PART II, COLUMN B(II) CERTAIN BONUS AMOUNTS MAY BE DEFERRED AND PAID IN A LATER YEAR SUBJECT TO IRC SECTION 457(F) SUCH AMOUNTS ARE REPORTED IN SCHEDULE J, PART II, COLUMN (C) IN THE YEAR OF DEFERRAL AND REPORTED IN SCHEDULE J, PART II, COLUMN (B)(III) AND COLUMN (F) IN THE YEAR OF PAYMENT, IF APPLICABLE
PART II, COLUMN (B) (III)	OTHER REPORTABLE COMPENSATION IN PART II, COLUMN (B)(III) INCLUDES HOUSING ASSISTANCE AND OTHER MISCELLANEOUS COMPENSATION THIS DOES NOT INCLUDE VARIOUS ITEMS OF "LISTED PROPERTY" (E G , COMPUTERS AND PERIPHERALS) THAT STANFORD HAS PROVIDED TO THE ABOVE LISTED EMPLOYEES PRINCIPALLY FOR THEIR BUSINESS USE AND NOT AS COMPENSATION Part II, Columns (C) AND (D) LISTED PERSONS ACCRUE FUTURE BENEFITS THAT ARE AVAILABLE TO ALL STANFORD EMPLOYEES, SUCH AS POST-RETIREMENT MEDICAL INSURANCE AND TUITION BENEFITS, AND LISTED PERSONS WHO ARE ALSO FACULTY ACCRUE FUTURE FACULTY BENEFITS SUCH AS SABBATICAL AND TENURE BUYOUT PROVISIONS THESE BENEFITS ARE SUBJECT TO CERTAIN ELIGIBILITY REQUIREMENTS SUCH AS AGE, YEARS OF SERVICE, AND EMPLOYEE CLASSIFICATION FOR SOME BENEFIT PLANS, THE UNIVERSITY RESERVES THE RIGHT TO CHANGE ELIGIBILITY REQUIREMENTS AND/OR THE NATURE AND EXTENT OF THE BENEFIT BEING PROMISED THE VALUE OF THESE BENEFITS IS REPORTED FOR EACH LISTED PERSON IN THE YEAR, IF ANY, SUCH BENEFITS ARE RECEIVED PART II, COLUMN (F) AMOUNTS APPEARING IN COLUMN (F) ARE DEFERRED COMPENSATION PAYMENTS REPORTED IN COLUMN (C) IN PRIOR YEARS AND THAT ARE REPORTED (A SECOND TIME) IN COLUMN (B)(III) IN THE CURRENT YEAR

Additional Data

Software ID:

Software Version:

EIN: 94-1156365

Name: THE BOARD OF TRUSTEES OF THE LELAND STANFORD JUNIOR UNIVERSITY

Form 990, Schedule J, Part II - Officers, Directors, Trustees, Key Employees, and Highest Compensated Employees

(A) Name and Title		(B) Breakdown of W-2 and/or 1099-MISC compensation			(C) Retirement and other deferred compensation	(D) Nontaxable benefits	(E) Total of columns (B)(i)-(D)	(F) Compensation in column (B) reported as deferred in prior Form 990
		(i) Base Compensation	(ii) Bonus & incentive compensation	(iii) Other reportable compensation				
JOHN HENNESSY, PRESIDENT/TRUSTEE	(i) (ii)	884,765 0	 0	 0	214,985 0	166,573 0	1,266,323 0	 0
JOHN ETCEMENDY, PROVOST	(i) (ii)	648,375 0	 0	480 0	326,738 0	72,878 0	1,048,471 0	 0
RANDALL LIVINGSTON, VP BUS AFFAIRS/CFO	(i) (ii)	566,732 0	 0	480 0	96,000 0	90,086 0	753,298 0	 0
MARTIN SHELL, VP DEVELOPMENT	(i) (ii)	578,919 0	38,000 0	53,041 0	127,889 0	52,584 0	850,433 0	 0
DEBRA ZUMWALT, VP GENERAL COUNSEL	(i) (ii)	601,384 0	 0	 0	61,000 0	10,038 0	672,422 0	 0
ROBERT C REIDY, VP LAND, BUILDINGS & REAL EST	(i) (ii)	406,789 0	300,000 0	 0	87,111 0	77,218 0	871,118 0	 0
DAVID DEMAREST, VP PUBLIC AFFAIRS	(i) (ii)	340,452 0	35,500 0	354,405 0	26,000 0	25,676 0	782,033 0	276,100 0
HOWARD WOLF, PRES OF STANFORD ALUM ASSOC	(i) (ii)	347,288 0	53,100	480 0	26,000 0	30,761	457,629 0	 0
WILLIAM MADIA, VP SLAC NAL	(i) (ii)	377,575 0	75,000 0	36,280 0	26,000 0	3,022 0	517,877 0	 0
DAVID JONES, VP HR, THROUGH 7/10/15	(i) (ii)	324,715 0	25,000 0	 0	26,000 0	24,922 0	400,637 0	 0
JOHN POWERS, PRESIDENT, SMC, THROUGH 5/1/15	(i) (ii)	845,766 0	676,962 0	868,946 0	163,900 0	36,282 0	2,591,856 0	744,930 0
LLOYD B MINOR, DEAN, SCHOOL OF MEDICINE	(i) (ii)	1,340,166 0	200,000 0	59,653 0	315,600 0	57,385 0	1,972,804 0	 0
RICHARD SALLER, DEAN, SCHOOL OF HUM & SCIENCES	(i) (ii)	529,107 0	7,500 0	38,362 0	25,031 0	12,398 0	612,398 0	 0
GARY STEINBERG, CHAIR, NEUROSURGERY	(i) (ii)	642,360 0	664,274 0	 0	26,000 0	25,544 0	1,358,178 0	 0
YIPING WOO, PROF & CHAIR, CARDIO SURGERY	(i) (ii)	1,057,261 0	528,104 0	111,722	 0	37,964 0	1,735,051 0	 0
DAVID SHAW, DIRECTOR OF FOOTBALL	(i) (ii)	2,652,445 0	590,000 0	87,259 0	702,638 0	34,877 0	4,067,219 0	 0
FRANK HANLEY, CHIEF, PED CARDIOTHORACIC	(i) (ii)	564,970 0	1,325,000 0	 0	26,000 0	25,242 0	1,941,212 0	 0
MARK HAYES, MNG DIR , SMC, THROUGH 11/7/14	(i) (ii)	315,863 0	532,858 0	480,867 0	26,000 0	26,787 0	1,382,375 0	 0
PHILIP A PIZZO, PROF & FORMER DEAN, SCH OF MED	(i) (ii)	404,926 0	2,917 0	271,365 0	26,000 0	7,123 0	712,331 0	 0

Schedule K  
(Form 990)

Department of the Treasury  
Internal Revenue Service

Name of the organization  
THE BOARD OF TRUSTEES OF THE LELAND STANFORD  
JUNIOR UNIVERSITY

Supplemental Information on Tax Exempt Bonds

▶ Complete if the organization answered "Yes" to Form 990, Part IV, line 24a. Provide descriptions, explanations, and any additional information in Part VI.  
▶ Attach to Form 990.  
▶ Information about Schedule K (Form 990) and its instructions is at [www.irs.gov/form990](http://www.irs.gov/form990).

OMB No 1545-0047

2014

Open to Public Inspection

Employer identification number  
94-1156365

Part I Bond Issues												
(a) Issuer name		(b) Issuer EIN	(c) CUSIP #	(d) Date issued	(e) Issue price	(f) Description of purpose	(g) Defeased		(h) On behalf of issuer		(i) Pool financing	
							Yes	No	Yes	No	Yes	No
A	CALIFORNIA EDUCATIONAL FACILITIES AUTHORITY CP	52-1705592	13018AXQ8	10-22-2014	300,000,000	SEE SCHEDULE O		X		X		X
B	CALIFORNIA EDUCATIONAL FACILITIES AUTHORITY S	52-1705592	130175P89	06-24-2004	181,196,530	SEE SCHEDULE O		X		X		X
C	CALIFORNIA EDUCATIONAL FACILITIES AUTHORITY T-1&3	52-1705592	130178JD9	06-19-2007	153,277,097	SEE SCHEDULE O		X		X		X
D	CALIFORNIA EDUCATIONAL FACILITIES AUTHORITY T-5	52-1705592	130178TQ9	08-04-2009	59,147,724	SEE SCHEDULE O		X		X		X

Part II		Proceeds							
		A		B		C		D	
1	Amount of bonds retired	0		9,790,000		0		0	
2	Amount of bonds legally defeased	0		0		0		0	
3	Total proceeds of issue	300,218,072		182,429,497		156,107,342		59,148,032	
4	Gross proceeds in reserve funds	0		0		0		0	
5	Capitalized interest from proceeds	2,386,043		1,198,734		595,440		0	
6	Proceeds in refunding escrows	0		0		0		0	
7	Issuance costs from proceeds	0		992,205		661,216		1,644	
8	Credit enhancement from proceeds	0		0		0		0	
9	Working capital expenditures from proceeds	0		0		0		0	
10	Capital expenditures from proceeds	48,608,367		147,790,592		64,355,560		0	
11	Other spent proceeds	218,072		32,447,966		90,495,126		59,146,388	
12	Other unspent proceeds	0		0		0		0	
13	Year of substantial completion	2015		2006		2009		2003	
		Yes	No	Yes	No	Yes	No	Yes	No
14	Were the bonds issued as part of a current refunding issue?	X		X		X			X
15	Were the bonds issued as part of an advance refunding issue?		X		X		X	X	
16	Has the final allocation of proceeds been made?		X	X		X		X	
17	Does the organization maintain adequate books and records to support the final allocation of proceeds?	X		X		X		X	

Part III Private Business Use									
		A		B		C		D	
		Yes	No	Yes	No	Yes	No	Yes	No
1	Was the organization a partner in a partnership, or a member of an LLC, which owned property financed by tax-exempt bonds?		X		X		X		
2	Are there any lease arrangements that may result in private business use of bond-financed property?	X		X		X			

Part III

Private Business Use (Continued)

		A		B		C		D	
		Yes	No	Yes	No	Yes	No	Yes	No
3a	Are there any management or service contracts that may result in private business use of bond-financed property?		X		X		X		
b	If "Yes" to line 3a, does the organization routinely engage bond counsel or other outside counsel to review any management or service contracts relating to the financed property?								
c	Are there any research agreements that may result in private business use of bond-financed property?	X		X		X			
d	If "Yes" to line 3c, does the organization routinely engage bond counsel or other outside counsel to review any research agreements relating to the financed property?	X		X		X			
4	Enter the percentage of financed property used in a private business use by entities other than a section 501(c)(3) organization or a state or local government	0 %		0 %		0 %		0 %	
5	Enter the percentage of financed property used in a private business use as a result of unrelated trade or business activity carried on by your organization, another section 501(c)(3) organization, or a state or local government	0 %		0 %					
6	Total of lines 4 and 5	0 %		0 %					
7	Does the bond issue meet the private security or payment test?		X		X		X		
8a	Has there been a sale or disposition of any of the bond-financed property to a nongovernmental person other than a 501(c)(3) organization since the bonds were issued?		X		X		X		
b	If "Yes" to line 8a, enter the percentage of bond-financed property sold or disposed of								
c	If "Yes" to line 8a, was any remedial action taken pursuant to Regulations sections 1.141-12 and 1.145-2?		X		X		X		
9	Has the organization established written procedures to ensure that all nonqualified bonds of the issue are remediated in accordance with the requirements under Regulations sections 1.141-12 and 1.145-2?	X		X		X			

Part IV

Arbitrage

		A		B		C		D	
		Yes	No	Yes	No	Yes	No	Yes	No
1	Has the issuer filed Form 8038-T, Arbitrage Rebate, Yield Reduction and Penalty in Lieu of Arbitrage Rebate?		X		X		X		X
2	If "No" to line 1, did the following apply?								
a	Rebate not due yet?	X			X		X		X
b	Exception to rebate?	X		X		X		X	
c	No rebate due?		X	X		X			X
	If "Yes" to line 2c, provide in Part VI the date the rebate computation was performed								
3	Is the bond issue a variable rate issue?	X		X			X		X
4a	Has the organization or the governmental issuer entered into a qualified hedge with respect to the bond issue?		X		X		X		X
b	Name of provider	0		0		0			
c	Term of hedge								
d	Was the hedge superintegrated?								
e	Was the hedge terminated?								

**Part IV**    **Arbitrage** *(Continued)*

		A		B		C		D	
		Yes	No	Yes	No	Yes	No	Yes	No
<b>5a</b>	Were gross proceeds invested in a guaranteed investment contract (GIC)?		X		X		X		X
<b>b</b>	Name of provider	0		0		0		0	
<b>c</b>	Term of GIC								
<b>d</b>	Was the regulatory safe harbor for establishing the fair market value of the GIC satisfied?								
<b>6</b>	Were any gross proceeds invested beyond an available temporary period?		X		X		X		X
<b>7</b>	Has the organization established written procedures to monitor the requirements of section 148?	X		X		X		X	

**Part V**    **Procedures To Undertake Corrective Action**

		A		B		C		D	
		Yes	No	Yes	No	Yes	No	Yes	No
	Has the organization established written procedures to ensure that violations of federal tax requirements are timely identified and corrected through the voluntary closing agreement program if self-remediation is not available under applicable regulations?	X		X		X		X	

**Part VI**    **Supplemental Information.** Provide additional information for responses to questions on Schedule K (see instructions).

Return Reference	Explanation
SCHEDULE K	<p>TAX-EXEMPT BONDS FOR MORE THAN 30 YEARS, STANFORD AND THE MANY COMMUNITIES AND CONSTITUENCIES IT SERVES HAVE BENEFITED FROM TAX-EXEMPT BORROWING THROUGH THE CALIFORNIA EDUCATIONAL FACILITIES AUTHORITY THE UNIVERSITY USES GENEROUS DONOR GIFTS, UNIVERSITY RESERVES AND TAXABLE DEBT, IN ADDITION TO PROCEEDS FROM TAX EXEMPT BORROWING, TO FUND THE CONSTRUCTION OF ACADEMIC BUILDINGS, RESEARCH SUPPORT FACILITIES, RESIDENCES AND OTHER CAMPUS HOUSING, ROADS AND INFRASTRUCTURE THESE FACILITIES HAVE, IN TURN, ENABLED THE UNIVERSITY TO ATTRACT OUTSTANDING FACULTY AND STUDENTS AND TO MORE EFFECTIVELY PERFORM INTERDISCIPLINARY RESEARCH DESIGNED TO ADDRESS FUNDAMENTAL WORLD PROBLEMS THE NEW FACILITIES PROVIDE THE STANFORD COMMUNITY WITH THE MOST ADVANCED TECHNOLOGY AND ENVIRONMENT FOR TEACHING, LEARNING AND RESEARCH THE FUNDING ALSO HAS PLAYED A KEY ROLE IN ENABLING STANFORD TO MEET SEISMIC AND OTHER FEDERAL AND STATE BUILDING REQUIREMENTS THE FOLLOWING ARE EXAMPLES OF BUILDINGS FUNDED IN PART THROUGH TAX-EXEMPT DEBT i THE YANG YAMAZAKI ENVIRONMENTAL AND ENERGY BUILDING IS THE HUB OF STANFORD'S ENVIRONMENTAL SUSTAINABILITY TEACHING AND RESEARCH IT IS A MODEL FOR SUSTAINABILITY BUILDING STANDARDS, USING 56 PERCENT LESS ENERGY AND 90 PERCENT LESS POTABLE WATER THAN A TRADITIONALLY CONSTRUCTED BUILDING OF ITS SIZE IT HAS BEEN RECOGNIZED WITH LEED PLATINUM CERTIFICATION ii THE LI KA SHING CENTER FOR LEARNING AND KNOWLEDGE BRINGS TOGETHER CUTTING-EDGE MEDICINE, MODERN EDUCATION AND ADVANCED TECHNOLOGY TO TRAIN THE PHYSICIANS OF TOMORROW MEDICAL STUDENTS PRACTICE LIFE-SAVING SKILLS IN REALISTIC SIMULATIONS AND LEARN TO APPLY RESEARCH TO BEDSIDE TREATMENTS THE CENTER IS A GATHERING PLACE FOR MEDICAL EXPERTS TO SHARE RESEARCH AND HEALTH CARE INSIGHTS AND TO BRING THEIR COMBINED EXPERTISE TO BEAR ON THE WORLD'S GREATEST HEALTH CHALLENGES iii THE JAMES AND ANNA MARIE SPILKER ENGINEERING AND APPLIED SCIENCES BUILDING FOSTERS COLLABORATIVE DEVELOPMENT IN THE BURGEONING FIELD OF NANOTECHNOLOGY SCIENTISTS AT THE CENTER ARE STUDYING HOW TO CREATE MATERIALS AND DEVICES NO BIGGER THAN ONE-BILLIONTH OF A METER, WITH DIRECT AND ECONOMICALLY VIABLE APPLICATIONS TO MEDICINE, ENERGY AND COMMUNICATIONS iv THE HUANG ENGINEERING CENTER HOUSES THE SCHOOL OF ENGINEERING, WHOSE TIES TO THE HIGH-TECHNOLOGY INDUSTRY CONTINUE TO FUEL THE GROWTH AND ECONOMY OF SILICON VALLEY AND NORTHERN CALIFORNIA THE SCHOOL OF ENGINEERING IS WORLD RENOWNED FOR PUSHING THE FRONTIERS OF MODERN SCIENCE AND ENGINEERING, ESPECIALLY IN THE FIELDS OF COMPUTER SCIENCE, BIOENGINEERING AND ENVIRONMENTAL SUSTAINABILITY v THE LORRY I LOKEY STEM CELL RESEARCH BUILDING OPENED IN 2010 AND IS THE LARGEST DEDICATED STEM CELL RESEARCH BUILDING IN THE COUNTRY THE BUILDING HOUSES THE STANFORD STEM CELL BIOLOGY AND REGENERATIVE MEDICINE INSTITUTE, WHICH INTEGRATES RESEARCHERS FROM CANCER, NEUROSCIENCE, CARDIOVASCULAR MEDICINE, TRANSPLANTATION, IMMUNOLOGY, BIOENGINEERING AND DEVELOPMENTAL BIOLOGY ALL ARE FOCUSED ON MAKING DISCOVERIES IN STEM CELL RESEARCH AND QUICKLY TRANSLATING THEM INTO PRECLINICAL APPLICATIONS, INNOVATIVE THERAPIES AND TREATMENTS vi THE MUNGER GRADUATE RESIDENCE IS A FIVE-BUILDING HOUSING COMPLEX FOR 600 STANFORD LAW AND OTHER GRADUATE STUDENTS IT IS A SIGNIFICANT INVESTMENT BY STANFORD IN MITIGATING TRAFFIC AND OTHER ENVIRONMENTAL CONCERNS AS IT GREATLY REDUCES THE NUMBER OF PEOPLE DRIVING TO CAMPUS DAILY vii THE WILLIAM H NEUKOM BUILDING, WHICH HOUSES THE CLINICS OF THE STANFORD LAW SCHOOL, OPENED IN 2011 AND WAS BUILT TO SATISFY THE EQUIVALENT OF A LEED GOLD CERTIFICATION FOR SUSTAINABILITY THE BUILDING USES 30 PERCENT LESS ENERGY THAN REQUIRED BY CODE THE BUILDING HOUSES THE MILLS LEGAL CLINIC, WHICH INCLUDES 12 CLINICS THAT TEACH THROUGH EXPERIENTIAL EDUCATION LAW STUDENTS LEARN THE PRACTICE OF LAW BY REPRESENTING, FOR INSTANCE, LOW-INCOME OR INDIGENT PEOPLE IN CIVIL AND CRIMINAL LITIGATIONS, AND BY PROVIDING LEGAL COUNSEL ON ENVIRONMENTAL ISSUES, HUMAN RIGHTS, NONPROFIT CORPORATE GOVERNANCE, EDUCATION, AND RELIGIOUS FREEDOM FORM 990, SCHEDULE K, PART I, COLUMN C CUSIP NUMBER CEFA TAX EXEMPT COMMERCIAL PAPER ("TECP") DATED 10/22/14 WAS ASSIGNED A UNIQUE BLOCK OF 900 CUSIP NUMBERS UPON ISSUANCE A NEW CUSIP NUMBER IS ASSIGNED TO EACH TRANCHE OF TECP THAT IS ISSUED THE CUSIP NUMBER LISTED IS THE FIRST CUSIP NUMBER IN THE SERIES AND WAS ASSIGNED AT THE ISSUANCE DATE, 10/22/14 FORM 990, SCHEDULE K, PART I, COLUMN F DESCRIPTION OF PURPOSE FOR TAX-EXEMPT BONDS A CALIFORNIA EDUCATIONAL FACILITIES AUTHORITY CP - CAPITAL EXPENDITURES FOR EDUCATIONAL FACILITIES REFUND PRIOR COMMERCIAL PAPER NOTES ISSUED IN 2013 THAT WERE PART OF THE SAME PROGRAM COSTS OF ISSUANCE B CALIFORNIA EDUCATIONAL FACILITIES AUTHORITY S - CAPITAL EXPENDITURES FOR EDUCATIONAL FACILITIES REFUND CEFA SERIES L-8 ISSUED 10/30/2000, REFUND CEFA SERIES L-9 ISSUED 10/31/2001, REFUND CEFA TAX EXEMPT COMMERCIAL PAPER REVENUE NOTES ISSUED 3/18/03 CONVERSION OF SERIES S BONDS ON MAY 15, 2013 FROM VARIABLE RATE TO FIXED RATE AND CANCELLATION OF \$9,790,000 AGGREGATE PRINCIPAL AMOUNT OF THE BONDS COSTS OF ISSUANCE C CALIFORNIA EDUCATIONAL FACILITIES AUTHORITY T-1 AND T-3 - CAPITAL EXPENDITURES FOR EDUCATIONAL FACILITIES, CAPITAL EQUIPMENT, LAND IMPROVEMENTS, UTILITIES AND SYSTEMS REFUND CEFA TAX EXEMPT COMMERCIAL PAPER NOTES ISSUED ON VARIOUS DATES COSTS OF ISSUANCE D CALIFORNIA EDUCATIONAL FACILITIES AUTHORITY T-5 - ADVANCE REFUND \$59,180,000 OF CEFA SERIES P REVENUE BONDS - ISSUED MARCH 30, 1999 E CALIFORNIA EDUCATIONAL FACILITES AUTHORITY U-1 - CAPITAL EXPENDITURES FOR EDUCATIONAL FACILITIES, CAPITAL EQUIPMENT, LAND IMPROVEMENTS, UTILITIES, AND SYSTEMS REFUND CEFA TAX EXEMPT COMMERCIAL PAPER NOTES ISSUED ON VARIOUS DATES COSTS OF ISSUANCE F CALIFORNIA EDUCATIONAL FACILITIES AUTHORITY U-2 - REFUND TAXABLE COMMERCIAL PAPER NOTES ISSUED ON VARIOUS DATES THAT WERE USED TO REFUND CEFA SERIES Q ISSUED ON 5/3/2001 COSTS OF ISSUANCE G CALIFORNIA EDUCATIONAL FACILITIES AUTHORITY U-3 - CAPITAL EXPENDITURES FOR EDUCATIONAL FACILITIES, CAPITAL EQUIPMENT, LAND IMPROVEMENTS, UTILITIES AND SYSTEMS REFUND CEFA TAX EXEMPT COMMERCIAL PAPER NOTES ISSUED ON VARIOUS DATES COSTS OF ISSUANCE H CALIFORNIA EDUCATIONAL FACILITIES AUTHORITY U-4 - ADVANCE REFUND CEFA SERIES P BONDS ISSUED ON 3/30/1999 COSTS OF ISSUANCE I CALIFORNIA EDUCATIONAL FACILITIES AUTHORITY U-5 - REFUND TAXABLE COMMERCIAL PAPER NOTES ISSUED ON VARIOUS DATES THAT WERE USED TO REFUND CEFA SERIES T-4 ISSUED ON MAY 15, 2008 J CALIFORNIA EDUCATIONAL FACILITIES AUTHORITY U-6 - CAPITAL EXPENDITURES FOR EDUCATIONAL FACILITIES, CAPITAL EQUIPMENT, LAND IMPROVEMENTS, UTILITIES AND SYSTEMS REFUND TAX EXEMPT COMMERCIAL PAPER NOTES FORM 990, SCHEDULE K, PART II COMMERCIAL PAPER DEBT FOR CEFA CP, PART II, LINE 3 IS THE MAXIMUM AMOUNT OF COMMERCIAL PAPER THAT IS AUTHORIZED UNDER THAT ISSUE ADDITIONAL AMOUNTS SPENT REPRESENT INVESTMENT EARNINGS FORM 990, SCHEDULE K, PART II, LINE 3 TOTAL PROCEEDS THE DIFFERENCE BETWEEN LINE 3 AND SCHEDULE K, PART I, COLUMN (E) AMOUNTS REPRESENTS INVESTMENT EARNINGS FORM 990, SCHEDULE K, PART III REFINANCING CEFA SERIES T-5, U-2, U-4 &amp; U-5 PROCEEDS WERE USED TO REFINANCE DEBT ISSUED PRIOR TO JANUARY 1, 2003 ACCORDINGLY, PART III IS NOT COMPLETED FOR THESE ISSUES FORM 990, SCHEDULE K, PART III, LINES 4-5 PRIVATE BUSINESS USE STANFORD UNIVERSITY FINANCES ITS FACILITIES WITH A COMBINATION OF TAX-EXEMPT DEBT, TAXABLE DEBT, GIFTS AND OTHER UNIVERSITY FUNDS OCCASIONALLY, SOME OF THESE FACILITIES WILL HOUSE ACTIVITIES THAT MAY CONSTITUTE "PRIVATE BUSINESS USE", AS DEFINED IN IRC SECTION 141 FOR INSTANCE, STANFORD MAY RENT A SMALL PORTION OF A FACILITY TO A FOR-PROFIT OPERATOR OF CAFETERIAS (PRIMARILY FOR THE CONVENIENCE OF FACULTY, STAFF, STUDENTS AND THEIR GUESTS) IN OTHER SITUATIONS, STANFORD MAY RECEIVE A GENEROUS CORPORATE GIFT TO FUND A PORTION OF A BUILDING AND MAY CHOOSE TO ACKNOWLEDGE SUCH GENEROSITY BY NAMING A CLASSROOM, LIBRARY OR AUDITORIUM IN HONOR OF THE CORPORATE DONOR IN SUCH CASES, STANFORD ELECTS THE "UNDIVIDED PORTION ALLOCATION METHOD" DESCRIBED IN PROPOSED TREASURY REGULATION SECTION 1.141-D(6), AND THUS ALLOCATES SUCH "PRIVATE BUSINESS USE" FIRST TO THAT PORTION OF THE FACILITY FUNDED BY TAXABLE DEBT, GIFTS OR OTHER UNIVERSITY FUNDS ACCORDINGLY, STANFORD REPORTS 0% AS THE PERCENTAGE OF FINANCED PROPERTY USED IN PRIVATE BUSINESS USE (PART III, QUESTION 4) IN ADDITION TO THE CONSTRUCTION COST OF BUILDINGS, TAX-EXEMPT DEBT ALSO FUNDED A SIGNIFICANT PORTION OF THE UNIVERSITY'S INFRASTRUCTURE, INCLUDING ROADS AND UNDERGROUND UTILITIES THE PORTION OF THE FUNDING OF THESE IMPROVEMENTS BY SOURCES OTHER THAN TAX-EXEMPT DEBT AS A PERCENTAGE OF TOTAL FUNDING WAS WELL IN EXCESS OF THE MEASURED AMOUNT OF PRIVATE BUSINESS USE TO TOTAL USE</p>

Return Reference	Explanation
SCHEDULE K CONTINUED	ACCORDINGLY, THE AMOUNTS REPORTED ON PART III, LINES 4 AND 5, FOR THE PERCENTAGE OF FINANCED PROPERTY USED IN PRIVATE BUSINESS USE BY OTHER ENTITIES AND AS A RESULT OF AN UNRELATED TRADE OR BUSINESS ACTIVITY, RESPECTIVELY, ARE ZERO

Schedule K  
(Form 990)

Department of the Treasury  
Internal Revenue Service

Supplemental Information on Tax Exempt Bonds

▶ Complete if the organization answered "Yes" to Form 990, Part IV, line 24a. Provide descriptions, explanations, and any additional information in Part VI.  
▶ Attach to Form 990.  
▶ Information about Schedule K (Form 990) and its instructions is at [www.irs.gov/form990](http://www.irs.gov/form990).

OMB No 1545-0047

2014

Open to Public Inspection

Name of the organization  
THE BOARD OF TRUSTEES OF THE LELAND STANFORD JUNIOR UNIVERSITY

Employer identification number  
94-1156365

Part I

Bond Issues

	(a) Issuer name	(b) Issuer EIN	(c) CUSIP #	(d) Date issued	(e) Issue price	(f) Description of purpose	(g) Defeased		(h) On behalf of issuer		(i) Pool financing	
							Yes	No	Yes	No	Yes	No
A	CALIFORNIA EDUCATIONAL FACILITIES AUTHORITY U-1	52-1705592	130178VU7	05-06-2010	251,631,228	SEE SCHEDULE O		X		X		X
B	CALIFORNIA EDUCATIONAL FACILITIES AUTHORITY U-2	52-1705592	130178M86	04-17-2012	99,193,766	SEE SCHEDULE O		X		X		X
C	CALIFORNIA EDUCATIONAL FACILITIES AUTHORITY U-3	52-1705592	130178X76	05-15-2013	351,795,122	SEE SCHEDULE O		X		X		X
D	CALIFORNIA EDUCATIONAL FACILITIES SERIES U-4	52-1705592	130178X84	05-15-2013	52,773,978	SEE SCHEDULE O		X		X		X

Part II

Proceeds

		A		B		C		D	
1	Amount of bonds retired	0		0		0		0	
2	Amount of bonds legally defeased	0		0		0		0	
3	Total proceeds of issue	251,878,327		99,194,474		351,884,550		52,773,988	
4	Gross proceeds in reserve funds	0		0		0		0	
5	Capitalized interest from proceeds	1,309,386		0		5,327,382		0	
6	Proceeds in refunding escrows	0		0		0		0	
7	Issuance costs from proceeds	1,631,228		572,646		1,249,348		191,291	
8	Credit enhancement from proceeds	0		0		0		0	
9	Working capital expenditures from proceeds	0		0		0		0	
10	Capital expenditures from proceeds	112,490,614		0		339,484,863		0	
11	Other spent proceeds	136,447,099		98,621,828		5,825,277		52,582,697	
12	Other unspent proceeds	0		0		0		0	
13	Year of substantial completion	2012		2003		2013		2003	
		Yes	No	Yes	No	Yes	No	Yes	No
14	Were the bonds issued as part of a current refunding issue?	X		X		X			X
15	Were the bonds issued as part of an advance refunding issue?		X		X		X	X	
16	Has the final allocation of proceeds been made?	X		X		X		X	
17	Does the organization maintain adequate books and records to support the final allocation of proceeds?	X		X		X		X	

Part III

Private Business Use

		A		B		C		D	
		Yes	No	Yes	No	Yes	No	Yes	No
1	Was the organization a partner in a partnership, or a member of an LLC, which owned property financed by tax-exempt bonds?		X				X		
2	Are there any lease arrangements that may result in private business use of bond-financed property?	X				X			

Part III

Private Business Use (Continued)

		A		B		C		D	
		Yes	No	Yes	No	Yes	No	Yes	No
3a	Are there any management or service contracts that may result in private business use of bond-financed property?		X				X		
b	If "Yes" to line 3a, does the organization routinely engage bond counsel or other outside counsel to review any management or service contracts relating to the financed property?								
c	Are there any research agreements that may result in private business use of bond-financed property?	X				X			
d	If "Yes" to line 3c, does the organization routinely engage bond counsel or other outside counsel to review any research agreements relating to the financed property?	X				X			
4	Enter the percentage of financed property used in a private business use by entities other than a section 501(c)(3) organization or a state or local government ▶	0 %		0 %		0 %		0 %	
5	Enter the percentage of financed property used in a private business use as a result of unrelated trade or business activity carried on by your organization, another section 501(c)(3) organization, or a state or local government ▶								
6	Total of lines 4 and 5								
7	Does the bond issue meet the private security or payment test?		X				X		
8a	Has there been a sale or disposition of any of the bond-financed property to a nongovernmental person other than a 501(c)(3) organization since the bonds were issued?		X				X		
b	If "Yes" to line 8a, enter the percentage of bond-financed property sold or disposed of								
c	If "Yes" to line 8a, was any remedial action taken pursuant to Regulations sections 1.141-12 and 1.145-2?		X				X		
9	Has the organization established written procedures to ensure that all nonqualified bonds of the issue are remediated in accordance with the requirements under Regulations sections 1.141-12 and 1.145-2?	X				X			

Part IV

Arbitrage

		A		B		C		D	
		Yes	No	Yes	No	Yes	No	Yes	No
1	Has the issuer filed Form 8038-T, Arbitrage Rebate, Yield Reduction and Penalty in Lieu of Arbitrage Rebate?		X		X		X		X
2	If "No" to line 1, did the following apply?								
a	Rebate not due yet?		X	X		X		X	
b	Exception to rebate?	X		X		X		X	
c	No rebate due?	X			X		X		X
	If "Yes" to line 2c, provide in Part VI the date the rebate computation was performed								
3	Is the bond issue a variable rate issue?		X		X		X		X
4a	Has the organization or the governmental issuer entered into a qualified hedge with respect to the bond issue?		X		X		X		X
b	Name of provider	0		0		0			
c	Term of hedge								
d	Was the hedge superintegrated?								
e	Was the hedge terminated?								

Part IV

Arbitrage (Continued)

		A		B		C		D	
		Yes	No	Yes	No	Yes	No	Yes	No
5a	Were gross proceeds invested in a guaranteed investment contract (GIC)?		X		X		X		X
b	Name of provider	0		0		0		0	
c	Term of GIC								
d	Was the regulatory safe harbor for establishing the fair market value of the GIC satisfied?								
6	Were any gross proceeds invested beyond an available temporary period?		X		X		X		X
7	Has the organization established written procedures to monitor the requirements of section 148?	X		X		X		X	

Part V

Procedures To Undertake Corrective Action

		A		B		C		D	
		Yes	No	Yes	No	Yes	No	Yes	No
	Has the organization established written procedures to ensure that violations of federal tax requirements are timely identified and corrected through the voluntary closing agreement program if self-remediation is not available under applicable regulations?	X		X		X		X	

Part VI

Supplemental Information. Provide additional information for responses to questions on Schedule K (see instructions).

Schedule K  
(Form 990)

Supplemental Information on Tax Exempt Bonds

▶ Complete if the organization answered "Yes" to Form 990, Part IV, line 24a. Provide descriptions, explanations, and any additional information in Part VI.  
▶ Attach to Form 990.  
▶ Information about Schedule K (Form 990) and its instructions is at [www.irs.gov/form990](http://www.irs.gov/form990).

OMB No 1545-0047

2014

Open to Public Inspection

Department of the Treasury  
Internal Revenue Service

Name of the organization  
THE BOARD OF TRUSTEES OF THE LELAND STANFORD JUNIOR UNIVERSITY

Employer identification number  
94-1156365

Part I Bond Issues												
(a) Issuer name		(b) Issuer EIN	(c) CUSIP #	(d) Date issued	(e) Issue price	(f) Description of purpose	(g) Defeased		(h) On behalf of issuer		(i) Pool financing	
							Yes	No	Yes	No	Yes	No
A	CALIFORNIA EDUCATIONAL FACILITIES SERIES U-5	52-1705592	1301783X2	05-14-2014	150,450,962	SEE SCHEDULE O		X		X		X
B	CALIFORNIA EDUCATIONAL FACILITIES AUTHORITY U-6	52-1705592	1301783W4	05-14-2014	350,002,728	SEE SCHEDULE O		X		X		X

Part II		Proceeds							
		A		B		C		D	
1	Amount of bonds retired	0		0					
2	Amount of bonds legally defeased	0		0					
3	Total proceeds of issue	150,451,763		350,236,085					
4	Gross proceeds in reserve funds	0		0					
5	Capitalized interest from proceeds	0		594,398					
6	Proceeds in refunding escrows	0		0					
7	Issuance costs from proceeds	2,211		0					
8	Credit enhancement from proceeds	0		0					
9	Working capital expenditures from proceeds	0		0					
10	Capital expenditures from proceeds	0		186,270,324					
11	Other spent proceeds	150,449,552		3,242,003					
12	Other unspent proceeds	0		160,129,360					
13	Year of substantial completion	2002							
		Yes	No						
14	Were the bonds issued as part of a current refunding issue?	X		X					
15	Were the bonds issued as part of an advance refunding issue?		X		X				
16	Has the final allocation of proceeds been made?	X			X				
17	Does the organization maintain adequate books and records to support the final allocation of proceeds?	X		X					

Part III Private Business Use									
		A		B		C		D	
		Yes	No	Yes	No	Yes	No	Yes	No
1	Was the organization a partner in a partnership, or a member of an LLC, which owned property financed by tax-exempt bonds?				X				
2	Are there any lease arrangements that may result in private business use of bond-financed property?			X					

Part III

Private Business Use (Continued)

		A		B		C		D	
		Yes	No	Yes	No	Yes	No	Yes	No
3a	Are there any management or service contracts that may result in private business use of bond-financed property?				X				
b	If "Yes" to line 3a, does the organization routinely engage bond counsel or other outside counsel to review any management or service contracts relating to the financed property?								
c	Are there any research agreements that may result in private business use of bond-financed property?			X					
d	If "Yes" to line 3c, does the organization routinely engage bond counsel or other outside counsel to review any research agreements relating to the financed property?			X					
4	Enter the percentage of financed property used in a private business use by entities other than a section 501(c)(3) organization or a state or local government	0 %		0 %					
5	Enter the percentage of financed property used in a private business use as a result of unrelated trade or business activity carried on by your organization, another section 501(c)(3) organization, or a state or local government								
6	Total of lines 4 and 5								
7	Does the bond issue meet the private security or payment test?				X				
8a	Has there been a sale or disposition of any of the bond-financed property to a nongovernmental person other than a 501(c)(3) organization since the bonds were issued?				X				
b	If "Yes" to line 8a, enter the percentage of bond-financed property sold or disposed of								
c	If "Yes" to line 8a, was any remedial action taken pursuant to Regulations sections 1.141-12 and 1.145-2?				X				
9	Has the organization established written procedures to ensure that all nonqualified bonds of the issue are remediated in accordance with the requirements under Regulations sections 1.141-12 and 1.145-2?			X					

Part IV

Arbitrage

		A		B		C		D	
		Yes	No	Yes	No	Yes	No	Yes	No
1	Has the issuer filed Form 8038-T, Arbitrage Rebate, Yield Reduction and Penalty in Lieu of Arbitrage Rebate?		X		X				
2	If "No" to line 1, did the following apply?								
a	Rebate not due yet?	X		X					
b	Exception to rebate?	X			X				
c	No rebate due?		X		X				
	If "Yes" to line 2c, provide in Part VI the date the rebate computation was performed								
3	Is the bond issue a variable rate issue?		X		X				
4a	Has the organization or the governmental issuer entered into a qualified hedge with respect to the bond issue?		X		X				
b	Name of provider	0		0					
c	Term of hedge								
d	Was the hedge superintegrated?								
e	Was the hedge terminated?								

Part IV

Arbitrage (Continued)

		A		B		C		D	
		Yes	No	Yes	No	Yes	No	Yes	No
5a	Were gross proceeds invested in a guaranteed investment contract (GIC)?		X		X				
b	Name of provider	0		0					
c	Term of GIC								
d	Was the regulatory safe harbor for establishing the fair market value of the GIC satisfied?								
6	Were any gross proceeds invested beyond an available temporary period?		X		X				
7	Has the organization established written procedures to monitor the requirements of section 148?	X		X					

Part V

Procedures To Undertake Corrective Action

		A		B		C		D	
		Yes	No	Yes	No	Yes	No	Yes	No
	Has the organization established written procedures to ensure that violations of federal tax requirements are timely identified and corrected through the voluntary closing agreement program if self-remediation is not available under applicable regulations?	X		X					

Part VI

Supplemental Information. Provide additional information for responses to questions on Schedule K (see instructions).

Return Reference	Explanation
BOND ISSUANCE COSTS (BIC) AS A PERCENTAGE OF THE TOTAL PROCEEDS BY	BOND ISSUE ARE ISSUE BIC% CEFA CP 0 0000% CEFA SERIES S 0 5476% CEFA SERIES T-1 0 4314% CEFA SERIES T-5 0 0028% CEFA SERIES U-1 0 6483% CEFA SERIES U-2 0 5773% CEFA SERIES U-3 0 3551% CEFA SERIES U-4 0 3625% CEFA SERIES U-5 0 0015% CEFA SERIES U-6 0 0000% FORM 990, SCHEDULE K, PART IV FORM 8038-T DURING THE PERIODS SINCE THESE BONDS WERE ISSUED, THE INTEREST COST ON THE BONDS HAS EXCEEDED THE INVESTMENT RETURN ON ANY UNSPENT PROCEEDS ACCORDINGLY, NO FORM 8038-T HAS BEEN ISSUED FORM 990, SCHEDULE K, PART IV, LINE 2(C) REBATE CALCULATIONS B CALIFORNIA EDUCATIONAL FACILITIES AUTHORITY SERIES HAD A REBATE CALCULATION PERFORMED ON DECEMBER 3, 2007 C CALIFORNIA EDUCATIONAL FACILITIES AUTHORITY SERIES T-1 AND T-3 HAD A REBATE CALCULATION PERFORMED ON JULY 21, 2010 D CALIFORNIA EDUCATIONAL FACILITIES AUTHORITY SERIES U-1 HAD A REBATE CALCULATION PERFORMED ON JUNE 21, 2013

Schedule L  
(Form 990 or 990-EZ)

Transactions with Interested Persons

OMB No 1545-0047

2014

Open to Public Inspection

Department of the Treasury  
Internal Revenue Service

Name of the organization THE BOARD OF TRUSTEES OF THE LELAND STANFORD JUNIOR UNIVERSITY	Employer identification number 94-1156365
---	--

Part I Excess Benefit Transactions (section 501(c)(3), section 501(c)(4), and 501(c)(29) organizations only)

Complete if the organization answered "Yes" on Form 990, Part IV, line 25a or 25b, or Form 990-EZ, Part V, line 40b

1	(a) Name of disqualified person	(b) Relationship between disqualified person and organization	(c) Description of transaction	(d) Corrected?	
				Yes	No

2 Enter the amount of tax incurred by organization managers or disqualified persons during the year under section 4958 . . . . . \$

3 Enter the amount of tax, if any, on line 2, above, reimbursed by the organization . . . . . \$

Part II

Loans to and/or From Interested Persons.

Complete if the organization answered "Yes" on Form 990-EZ, Part V, line 38a, or Form 990, Part IV, line 26, or if the organization reported an amount on Form 990, Part X, line 5, 6, or 22

(a) Name of interested person	(b) Relationship with organization	(c) Purpose of loan	(d) Loan to or from the organization?		(e) Original principal amount	(f) Balance due	(g) In default?		(h) Approved by board or committee?		(i) Written agreement?	
			To	From			Yes	No	Yes	No	Yes	No
See Additional Data Table												

Total	\$	7,802,013			
-------	----	-----------	--	--	--

Part III Grants or Assistance Benefiting Interested Persons.

Complete if the organization answered "Yes" on Form 990, Part IV, line 27.

(a) Name of interested person	(b) Relationship between interested person and the organization	(c) Amount of assistance	(d) Type of assistance	(e) Purpose of assistance

Part IV Business Transactions Involving Interested Persons.					
Complete if the organization answered "Yes" on Form 990, Part IV, line 28a, 28b, or 28c.					
(a) Name of interested person	(b) Relationship between interested person and the organization	(c) Amount of transaction	(d) Description of transaction	(e) Sharing of organization's revenues?	
				Yes	No
(1) JEANNE MARIE DAVILA	SEE PART V	187,105	COMPENSATION		No
(2) THOMAS BYERS	SEE PART V	253,221	COMPENSATION		No
(3) BETH MCLELLAN	SEE PART V	86,852	COMPENSATION		No

Part V Supplemental Information	
Provide additional information for responses to questions on Schedule L (see instructions)	
Return Reference	Explanation
SCHEDULE L, PART II	LOANS TO/FROM INTERESTED PERSONS EACH LOAN TO AN INTERESTED PERSON IS MADE FROM STANFORD TO THE INDIVIDUAL (COLUMN D) NONE OF THE LOANS IS IN DEFAULT (COLUMN G) ALL LOANS HAVE BEEN APPROVED BY THE BOARD OF TRUSTEES (COLUMN H) AND FOR EACH LOAN ISSUED, THERE EXISTS A WRITTEN AGREEMENT BETWEEN STANFORD AND THE BORROWER (COLUMN I) MORTGAGE TERMS GOVERN THE CALCULATION AND PAYMENT OF INTEREST WHICH APPROXIMATE MARKET RATES PURSUANT TO PROGRAMS INTENDED TO FACILITATE HOUSING FOR EMPLOYEES, THE UNIVERSITY HOLDS MORTGAGES AND LEASEHOLDS ON CERTAIN HOUSES ON OR NEAR CAMPUS OWNED OR OCCUPIED BY EMPLOYEES AND THEIR FAMILIES, WHICH, FROM TIME TO TIME, COULD INCLUDE OFFICERS AND KEY EMPLOYEES OF THE UNIVERSITY
SCHEDULE L, PART III	GRANTS TO INTERESTED PERSONS THESE DISCLOSURES DO NOT INCLUDE TRANSACTIONS IN WHICH AN INTERESTED PERSON PAYS TUITION, ROOM AND/OR BOARD COSTS OR RECEIVES FINANCIAL AID, WORK/STUDY ASSISTANCE, AND/OR RESEARCH GRANTS FOR A STUDENT AT THE UNIVERSITY, AS SUCH AMOUNTS WOULD BE IN ACCORDANCE WITH FINANCIAL AID OR GRANT PRACTICES AND ARE PROTECTED UNDER FERPA
SCHEDULE L, PART IV	BUSINESS TRANSACTIONS WITH INTERESTED PERSONS CERTAIN STANFORD EMPLOYEES HAVE A FAMILY RELATIONSHIP WITH A LISTED PERSON IN THE CASES REPORTED BELOW, SUCH EMPLOYEES HAD BEEN EMPLOYED BY STANFORD PRIOR TO APPOINTMENT OF THE LISTED PERSON TO THE POSITION OF OFFICER OR TRUSTEE AND, IN NO CASE, WAS THE LISTED PERSON RESPONSIBLE FOR THE COMPENSATION, DIRECTION, EVALUATION OR CONTINUED EMPLOYMENT OF THE RELATED EMPLOYEE (A) NAME OF THE INTERESTED PERSON JEANNE MARIE DAVILA (B) RELATIONSHIP BETWEEN THE INTERESTED PERSON AND THE ORGANIZATION SISTER OF PROVOST JOHN ETICHEMENDY (C) AMOUNT OF TRANSACTION \$158,800 IN CASH COMPENSATION AND \$28,305 IN BENEFITS DURING FISCAL YEAR 2015 EARNED IN HER FULL TIME STAFF POSITION AT STANFORD (D) DESCRIPTION OF TRANSACTION COMPENSATION (E) SHARING OF ORGANIZATION'S REVENUES? NO (A) NAME OF THE INTERESTED PERSON THOMAS BYERS (B) RELATIONSHIP BETWEEN THE INTERESTED PERSON AND THE ORGANIZATION BROTHER OF TRUSTEE, BROOK BYERS (C) AMOUNT OF TRANSACTION \$218,050 IN CASH COMPENSATION AND \$35,171 IN BENEFITS DURING FISCAL YEAR 2015 EARNED IN HIS FULL TIME FACULTY POSITION AT STANFORD (D) DESCRIPTION OF TRANSACTION COMPENSATION (E) SHARING OF ORGANIZATION'S REVENUES? NO (A) NAME OF THE INTERESTED PERSON BETH MCLELLAN (B) RELATIONSHIP BETWEEN THE INTERESTED PERSON AND THE ORGANIZATION SPOUSE OF TRUSTEE, FRED ALVAREZ (C) AMOUNT OF TRANSACTION \$73,662 IN CASH COMPENSATION AND \$13,190 IN BENEFITS DURING FISCAL YEAR 2015 EARNED IN HER FULL TIME STAFF POSITION AT STANFORD (D) DESCRIPTION OF TRANSACTION COMPENSATION (E) SHARING OF ORGANIZATION'S REVENUES? NO

Additional Data

Software ID:

Software Version:

EIN: 94-1156365

Name: THE BOARD OF TRUSTEES OF THE LELAND STANFORD JUNIOR UNIVERSITY

Form 990, Schedule L, Part II - Loans to and from Interested Persons

(a) Name of interested person	(b) Relationship with organization	(c) Purpose of loan	(d) Loan to or from the organization?		(e) Original principal amount	(f) Balance due	(g) In default?		(h) Approved by board or committee?		(i) Written agreement?	
			To	From			Yes	No	Yes	No	Yes	No
(1) JOHN ETCHEMENDY	OFFICER	HOUSING		X	1,710,000	1,710,000		No	Yes		Yes	
(2) RICHARD SALLER	KEY EMPLOYEE	HOUSING		X	300,000	150,000		No	Yes		Yes	
(3) RICHARD SALLER	KEY EMPLOYEE	HOUSING		X	300,000	60,000		No	Yes		Yes	
(4) RICHARD SALLER	KEY EMPLOYEE	HOUSING		X	25,000	25,000		No	Yes		Yes	
(5) MARTIN SHELL	OFFICER	HOUSING		X	1,000,000	850,000		No	Yes		Yes	
(6) LLOYD MINOR	KEY EMPLOYEE	HOUSING		X	1,695,000	1,657,013		No	Yes		Yes	
(7) LLOYD MINOR	KEY EMPLOYEE	HOUSING		X	700,000	700,000		No	Yes		Yes	
(8) LLOYD MINOR	KEY EMPLOYEE	HOUSING		X	1,150,000	1,150,000		No	Yes		Yes	
(9) LLOYD MINOR	KEY EMPLOYEE	HOUSING		X	780,534	780,534		No	Yes		Yes	
(10) LLOYD MINOR	KEY EMPLOYEE	HOUSING		X	719,466	719,466		No	Yes		Yes	

SCHEDULE M  
(Form 990)

Department of the Treasury  
Internal Revenue Service

Noncash Contributions

▶Complete if the organizations answered "Yes" on Form 990, Part IV, lines 29 or 30.  
▶ Attach to Form 990.  
▶Information about Schedule M (Form 990) and its instructions is at [www.irs.gov/form990](http://www.irs.gov/form990).

OMB No 1545-0047

2014

Open to Public Inspection

Name of the organization  
THE BOARD OF TRUSTEES OF THE LELAND STANFORD  
JUNIOR UNIVERSITY

Employer identification number  
94-1156365

Part I Types of Property

	(a) Check if applicable	(b) Number of contributions or items contributed	(c) Noncash contribution amounts reported on Form 990, Part VIII, line 1g	(d) Method of determining noncash contribution amounts
1 Art—Works of art . . . . .	X	69		N/A
2 Art—Historical treasures . . . . .				
3 Art—Fractional interests . . . . .				
4 Books and publications . . . . .				
5 Clothing and household goods . . . . .				
6 Cars and other vehicles . . . . .				
7 Boats and planes . . . . .				
8 Intellectual property . . . . .				
9 Securities—Publicly traded . . . . .	X	2,220	252,799,266	FAIR MARKET VALUE
10 Securities—Closely held stock . . . . .	X	10	1,999,089	FAIR VALUE
11 Securities—Partnership, LLC, or trust interests . . . . .	X	96	8,149,684	FAIR VALUE
12 Securities—Miscellaneous . . . . .				
13 Qualified conservation contribution—Historic structures . . . . .				
14 Qualified conservation contribution—Other . . . . .				
15 Real estate—Residential . . . . .				
16 Real estate—Commercial . . . . .				
17 Real estate—Other . . . . .				
18 Collectibles . . . . .				
19 Food inventory . . . . .				
20 Drugs and medical supplies . . . . .				
21 Taxidermy . . . . .				
22 Historical artifacts . . . . .				
23 Scientific specimens . . . . .				
24 Archeological artifacts . . . . .				
25 Other▶ (MRI SYSTEM )	X	1	1,550,000	FAIR MARKET VALUE
26 Other▶ (MUSICAL ITEMS & INSTRUMENTS )	X	8	16,808	FAIR MARKET VALUE
27 Other▶ (COMPUTERS AND ACCESSORIES )	X	7	151,588	FAIR MARKET VALUE
28 Other▶ (OTHER EQUIPMENT )	X	18	432,632	FAIR MARKET VALUE
29 Number of Forms 8283 received by the organization during the tax year for contributions for which the organization completed Form 8283, Part IV, Donee Acknowledgement . . . . .	29	23		
30a During the year, did the organization receive by contribution any property reported in Part I, lines 1 through 28, that it must hold for at least three years from the date of the initial contribution, and which is not required to be used for exempt purposes for the entire holding period? . . . . .	30a	Yes	No	
b If "Yes," describe the arrangement in Part II				
31 Does the organization have a gift acceptance policy that requires the review of any non-standard contributions?	31	Yes		
32a Does the organization hire or use third parties or related organizations to solicit, process, or sell noncash contributions? . . . . .	32a	Yes		
b If "Yes," describe in Part II				
33 If the organization did not report an amount in column (c) for a type of property for which column (a) is checked, describe in Part II				

Part II

Supplemental Information. Provide the information required by Part I, lines 30b, 32b, and 33, and whether the organization is reporting in Part I, column (b), the number of contributions, the number of items received, or a combination of both. Also complete this part for any additional information.

Return Reference	Explanation
SCHEDULE M, PART I	IN COLUMN B, STANFORD IS REPORTING THE NUMBER OF CONTRIBUTIONS LINE 32A, USE OF THIRD-PARTY - STANFORD MAY, FROM TIME TO TIME, ENGAGE THIRD PARTIES (E G , REAL ESTATE BROKERS) TO SELL CERTAIN NON-CASH CONTRIBUTIONS LINE 33, NON-CASH CONTRIBUTIONS - WORKS OF ART, HISTORICAL TREASURES, LITERARY WORKS, ARTIFACTS, AND THE LIKE, WHICH ARE PRESERVED AND PROTECTED FOR EDUCATIONAL, RESEARCH AND PUBLIC EXHIBITION PURPOSES, ARE NOT CAPITALIZED DONATIONS OF SUCH COLLECTIONS ARE NOT RECORDED FOR FINANCIAL STATEMENT PURPOSES

**SCHEDULE O**  
(Form 990 or 990-EZ)Department of the Treasury  
Internal Revenue Service**Supplemental Information to Form 990 or 990-EZ****Complete to provide information for responses to specific questions on  
Form 990 or 990-EZ or to provide any additional information.****▶ Attach to Form 990 or 990-EZ.****▶ Information about Schedule O (Form 990 or 990-EZ) and its instructions is at  
[www.irs.gov/form990](http://www.irs.gov/form990).**

OMB No 1545-0047

**2014****Open to Public  
Inspection**Name of the organization  
THE BOARD OF TRUSTEES OF THE LELAND STANFORD  
JUNIOR UNIVERSITY**Employer identification number**

94-1156365

Return Reference	Explanation
FORM 990, PAGE 1, LINE K	FORM OF ORGANIZATION THE LELAND STANFORD JUNIOR UNIVERSITY WAS FOUNDED BY SENATOR AND MRS LELAND STANFORD ON NOVEMBER 11, 1885, IN MEMORY OF THEIR ONLY CHILD, LELAND, JR THE FOUNDING WAS ACCOMPLISHED BY A GRANT OF ENDOWMENT, KNOWN AS THE FOUNDING GRANT, WHICH CONVEYED IN TRUST TO A BOARD OF TRUSTEES CERTAIN PROPERTIES, DIRECTED THAT A UNIVERSITY BE ESTABLISHED AND OUTLINED THE OBJECTIVES AND GOVERNMENT OF THE UNIVERSITY SUBSEQUENT LEGISLATION IN THE STATE OF CALIFORNIA GRANTED THE UNIVERSITY CORPORATE POWERS EFFECTIVE 1901 ACCORDINGLY, STANFORD HAS ELECTED TO BE TREATED AS A CORPORATION FOR THE PURPOSES OF THE ADMINISTRATION OF FEDERAL AND STATE INCOME TAX LAW FORM 990, PART I, LINE 6 VOLUNTEERS THERE ARE THOUSANDS OF ALUMNI AND FRIENDS OF STANFORD UNIVERSITY WHO VOLUNTEERED THEIR SERVICES TO STANFORD OVER THE COURSE OF THE YEAR EXAMPLES OF THE WIDE SPECTRUM OF VOLUNTEER SERVICES INCLUDE SERVING AS A MEMBER OF THE BOARD OF TRUSTEES OF THE UNIVERSITY, SERVING ON A FUNDRAISING COMMITTEE, AND SERVING ON AN ADVISORY BOARD OF AN INSTITUTE WHILE STANFORD DOES NOT FORMALLY TRACK THE TOTAL NUMBER OF VOLUNTEERS, IT ESTIMATES THAT APPROXIMATELY 11,000 ALUMNI VOLUNTEERED DURING THE TAX YEAR FORM 990, PARTS I AND III, LINE 1 ORGANIZATION'S MISSION - CONTINUED FROM PART I, LINE 1 & PART III, LINE 1 STANFORD IS INTERNATIONALLY RECOGNIZED FOR THE QUALITY OF ITS TEACHING AND RESEARCH, ITS DISTINGUISHED FACULTY, AND ITS OUTSTANDING STUDENT BODY IN THE YEARS SINCE ITS FOUNDING IN 1885, STANFORD HAS GROWN TO OVER 2,100 FACULTY MEMBERS AND AN ENROLLMENT OF APPROXIMATELY 7,000 UNDERGRADUATE AND 9,100 GRADUATE STUDENTS THE OBJECTIVE AND PURPOSES OF STANFORD UNIVERSITY, JANE AND LELAND STANFORD WROTE IN THEIR FOUNDING GRANT IN 1885, ARE "TO QUALIFY ITS STUDENTS FOR PERSONAL SUCCESS, AND DIRECT USEFULNESS IN LIFE TO PROMOTE THE PUBLIC WELFARE BY EXERCISING AN INFLUENCE IN BEHALF OF HUMANITY AND CIVILIZATION, TEACHING THE BLESSINGS OF LIBERTY REGULATED BY LAW, AND INCULCATING LOVE AND REVERENCE FOR THE GREAT PRINCIPLES OF GOVERNMENT AS DERIVED FROM THE INALIENABLE RIGHTS OF MAN TO LIFE, LIBERTY, AND THE PURSUIT OF HAPPINESS "

Return Reference	Explanation
FORM 990, PART III, LINE 4A	STATEMENT OF PROGRAM SERVICE ACCOMPLISHMENTS, CONTINUED FROM PAGE 3 (EXPENSES \$1,613,004,544 INCLUDING GRANTS OF \$41,076,721, REVENUE \$751,563,395) INSTRUCTION AND DEPARTMENTAL RESEARCH INCLUDES THE SALARIES, FRINGE BENEFITS AND SUPPLIES NECESSARY TO TEACH 16,122 STUDENTS, INCLUDING 6,994 UNDERGRADUATE AND 9,128 GRADUATE AND PROFESSIONAL SCHOOL STUDENTS STANFORD'S 2,153-PERSON FACULTY INCLUDES 20 NOBEL PRIZE WINNERS AND FOUR PULITZER PRIZE WINNERS STANFORD HAS SEVEN SCHOOLS BUSINESS, EARTH, ENERGY & ENVIRONMENTAL SCIENCES, EDUCATION, ENGINEERING, HUMANITIES AND SCIENCES, LAW, AND MEDICINE UNDERGRADUATES CHOOSE AMONG 60 MAJORS AND ARE ENCOURAGED TO LEARN CRITICAL THINKING SKILLS THROUGH RESEARCH STANFORD STRIVES FOR CLOSE INTERACTION WITH FACULTY TO PREPARE STUDENTS TO BE TOMORROW'S LEADERS

Return Reference	Explanation
FORM 990, PART III, LINE 4B	(EXPENSES \$1,159,430,326 INCLUDING GRANTS OF \$21,789,454, REVENUE "NON PUBLIC" ONLY \$178,270,065, AMOUNT EXCLUDES FEDERAL RESEARCH SUPPORT) ORGANIZED RESEARCH RESEARCH IS INTEGRAL TO THE EDUCATIONAL MISSION OF STANFORD AND INVOLVES FACULTY, GRADUATE STUDENTS, AND UNDERGRADUATES WHO SEEK NEW KNOWLEDGE IN SERVICE TO HUMANITY STANFORD FACULTY MEMBERS HAVE CONTRIBUTED TO ADVANCEMENTS IN HIGH TECHNOLOGY, INCLUDING THE CREATION OF DIGITAL SUBSCRIBER LINES, IDENTITY-BASED ENCRYPTION, GLOBAL POSITIONING SYSTEMS AND THE REDUCED INSTRUCTION SET COMPUTER, AMONG OTHER DISCOVERIES, DISEASE IDENTIFICATION AND MANAGEMENT, INCLUDING PROGRAMS USED BY MORE THAN 500 ORGANIZATIONS WORLDWIDE CONCERNED WITH CHRONIC HEALTH PROBLEMS SUCH AS ARTHRITIS AND HIV/AIDS, AND GENOME SEQUENCING, INCLUDING DISCOVERIES THAT CREATED THE FIELD OF GENETIC ENGINEERING TODAY'S STANFORD FACULTY MEMBERS ARE LEADERS IN NEUROSCIENCE, ENERGY, STEM CELL RESEARCH, NANOTECHNOLOGY, BIOENGINEERING, COMPUTING TECHNOLOGY, REFORM OF OUR NATION'S SCHOOLS AND ENVIRONMENTAL SUSTAINABILITY THROUGH BOTH BASIC AND APPLIED RESEARCH, STANFORD IS COMMITTED TO PROVIDING NEW KNOWLEDGE THAT FUELS OUR NATIONAL ECONOMY AND TO TRAINING GRADUATE STUDENTS WHO WILL BECOME TOMORROW'S TEACHERS AND RESEARCHERS ENTREPRENEURIAL STANFORD FACULTY MEMBERS ARE KNOWN FOR THEIR ABILITY TO CROSS INTERDISCIPLINARY BOUNDARIES TO CREATE TEAMS OF RESEARCHERS ABLE TO PROVIDE NEW INSIGHTS TO COMPLEX, WORLDWIDE PROBLEMS

Return Reference	Explanation
FORM 990, PART III, LINE 4C	<p>(EXPENSES \$962,598,778 INCLUDING GRANTS OF \$1,105,644, REVENUE \$1,005,264,887 ) UNIVERSITY AUXILIARY ACTIVITIES INCLUDES AMONG OTHERS PATIENT CARE, RESIDENTIAL &amp; DINING ENTERPRISES (R&amp;DE), AND INTER-COLLEGIATE ATHLETIC PROGRAMS STANFORD SCHOOL OF MEDICINE FACULTY MEMBERS ARE HEALTH-CARE PRACTITIONERS AS WELL AS TEACHERS, COMBINING EXPERTISE HONED BY RESEARCH WITH THE MOST ADVANCED TECHNOLOGY TO TREAT PATIENTS AT STANFORD HEALTH CARE AND THE LUCILE PACKARD CHILDREN'S HOSPITAL STANFORD FACULTY PROVIDE APPROXIMATELY 84 PERCENT OF THE PATIENT CARE AT STANFORD HEALTH CARE AND 96 PERCENT OF THE PEDIATRIC CARE AT LUCILE PACKARD CHILDREN'S HOSPITAL RESIDENTIAL &amp; DINING ENTERPRISES (R&amp;DE) IS THE STEWARD OF 5 MILLION SQ FT OF PHYSICAL PLANT (APPROXIMATELY 1/3 OF CAMPUS) AND GENERATES REVENUE PRIMARILY THROUGH STUDENT ROOM AND BOARD R&amp;DE HOUSES 6,470 UNDERGRADUATE STUDENTS (97% OF TOTAL UNDERGRADUATE STUDENTS ELIGIBLE FOR HOUSING, EXCLUDING OVERSEAS) AND 5,650 GRADUATE STUDENTS (62% OF TOTAL GRADUATE STUDENTS ELIGIBLE FOR HOUSING) R&amp;DE COMPLEMENTS STANFORD'S ACADEMIC PROGRAMS WITH A ROBUST RESIDENTIAL LIVING AND LEARNING ENVIRONMENT THE UNIVERSITY AND R&amp;DE HAVE BEEN INVESTING IN THE RESIDENTIAL EDUCATION PROGRAM TO FOSTER AN ENVIRONMENT OF INTELLECTUAL, EDUCATIONAL, AND COMMUNITY-BUILDING ACTIVITIES IN STUDENT RESIDENCES</p>

Return Reference	Explanation
FORM 990, PART III, LINE 4D	<p>OTHER PROGRAM SERVICES (EXPENSES \$692,005,267 INCLUDING GRANTS OF \$366,709,711, REVENUE \$397,196,123) ACADEMIC SUPPORT AND PUBLIC SERVICE \$380,297,387 STUDENT FINANCIAL AID \$260,615,588 SLAC CONSTRUCTION AND OTHER \$51,087,292 TOTAL OTHER PROGRAM SERVICE EXPENSES \$692,005,267 ACADEMIC SUPPORT AND PUBLIC SERVICE</p> <p>STANFORD SUPPORTS 20 LIBRARIES THE COLLECTIONS OF BOOKS, JOURNALS, SCORES AND PRINTED REFERENCE WORKS COMPRISE MORE THAN 9.3 MILLION PHYSICAL VOLUMES, 1.5 MILLION E-BOOKS, 2.5 MILLION AUDIOVISUAL MATERIALS, MORE THAN 77,000 SERIALS, THOUSANDS OF OTHER DIGITAL RESOURCES AND NEARLY 6 MILLION MICROFORM HOLDINGS. SPECIAL COLLECTIONS INCLUDE ABOUT 300,000 RARE BOOKS AND MORE THAN 59 MILLION PAGES OF MATERIALS. THE STANFORD UNIVERSITY INFORMATION TECHNOLOGY NETWORK AND INFRASTRUCTURE INCLUDES MORE THAN 250,000 ACTIVE DEVICES WITH ASSIGNED INTERNET PROTOCOL ADDRESSES. STANFORD UNIVERSITY NETWORK TRANSPORTS 40 TERABYTES OF INCOMING DATA AND 30 TERABYTES OF DATA OUTGOING BETWEEN STANFORD AND THE INTERNET EACH DAY. STUDENT SERVICES INCLUDE, AMONG OTHERS, THE DEAN OF STUDENT LIFE OFFICE, THE REGISTRAR, THE ADMISSIONS OFFICE, THE FINANCIAL AID OFFICE, AND THE OFFICE FOR RELIGIOUS LIFE. STUDENT FINANCIAL AID INCLUDES MERIT AND NEED-BASED SCHOLARSHIPS AND FELLOWSHIPS. SLAC CONSTRUCTION AND OTHER: THE UNIVERSITY MANAGES AND OPERATES THE SLAC NATIONAL ACCELERATOR LABORATORY FOR THE U.S. DEPARTMENT OF ENERGY ("DOE") UNDER A MANAGEMENT AND OPERATING CONTRACT. REVENUES AND EXPENDITURES ARE INCLUDED IN STANFORD'S FINANCIAL STATEMENTS, ASSETS AND LIABILITIES ARE OWNED BY DOE AND THEREFORE CARRIED ON DOE'S BOOKS. ACCORDINGLY, CONSTRUCTION EXPENDITURES ARE RECORDED AS EXPENDITURES HEREIN.</p>

Return Reference	Explanation
FORM 990 PART IV, LINES 12A AND 12B	HOW THE FINANCIAL STATEMENTS WERE AUDITED STANFORD'S CONSOLIDATED FINANCIAL STATEMENTS AS OF AND FOR THE YEARS ENDED AUGUST 31, 2015 AND AUGUST 31, 2014 WERE AUDITED BY THE ACCOUNTING FIRM OF PRICEWATERHOUSECOOPERS ("PWC") AS REQUIRED BY GENERALLY ACCEPTED ACCOUNTING PRINCIPLES, THE UNIVERSITY'S FINANCIAL STATEMENTS ARE PREPARED ON A CONSOLIDATED BASIS AND INCLUDE THE UNIVERSITY ACCOUNTS AND THOSE OF STANFORD HEALTH CARE AND THE LUCILE SALTER PACKARD CHILDREN'S HOSPITAL AT STANFORD ("THE HOSPITALS") THE FINANCIAL STATEMENTS DISCLOSE SEPARATELY THE ACCOUNTS OF THE UNIVERSITY FROM THOSE OF THE HOSPITALS UNDER SEPARATE COVER, THE HOSPITALS PROVIDE AUDITED FINANCIAL STATEMENTS OF THEIR OWN ACCOUNTS PWC UTILIZES SEPARATE AUDIT TEAMS TO CONDUCT THE AUDIT ENGAGEMENTS OF STANFORD AND THE HOSPITALS EACH AUDIT IS CONDUCTED BY QUALIFIED PROFESSIONAL ACCOUNTANTS WITH AUDIT PLANS DESIGNED FROM THE SEPARATE ACCOUNTS FOR THE RESPECTIVE ENTITIES, IN ACCORDANCE WITH GENERALLY ACCEPTED AUDITING STANDARDS

Return Reference	Explanation
FORM 990, PART V, LINE 4B	STANFORD HAS AN INTEREST IN OR SIGNATURE AUTHORITY OVER BANK OR INVESTMENT ACCOUNTS IN THE FOLLOWING COUNTRIES AUSTRALIA, AUSTRIA, BELGIUM, BERMUDA, BRAZIL, BRITISH VIRGIN ISLANDS, CANADA, CAYMAN ISLANDS, CHANNEL ISLANDS, CHILE, CHINA, CZECH REPUBLIC, DENMARK, FINLAND, FRANCE, GERMANY, GHANA, GIBRALTAR, GREECE, HONG KONG, HUNGARY, INDIA, INDONESIA, IRELAND, ISLE OF MAN, ISRAEL, ITALY, JAPAN, LIECHTENSTEIN, LUXEMBOURG, MALAYSIA, MARSHALL ISLANDS, MAURITIUS, MEXICO, NETHERLANDS, NEW ZEALAND, NORWAY, PHILIPPINES, PORTUGAL, SINGAPORE, SOUTH AFRICA, SOUTH KOREA, SPAIN, SWEDEN, SWITZERLAND, TAIWAN, THAILAND, TURKEY, UNITED KINGDOM

Return Reference	Explanation
FORM 990, PART VI, SECTION A, LINE 2	BUSINESS RELATIONSHIPS THE FOLLOWING INDIVIDUALS LISTED ON PART VII HAVE A BUSINESS RELATIONSHIP WITH EACH OTHER - JOHN HENNESSY AND KAVITARK RAM SHRIRAM ARE BOTH DIRECTORS OF ALPHABET INC AND GOOGLE INC , WHERE RUTH PORAT SERVES AS CHIEF FINANCIAL OFFICER - BROOK H BYERS AND RANDALL LIVINGSTON ARE BOTH DIRECTORS OF PACIFIC BIOSCIENCES, INC - BROOK H BYERS IS A DIRECTOR OF ENJOY , WHERE RONALD B JOHNSON SERVES AS CHIEF EXECUTIVE OFFICER

Return Reference	Explanation
FORM 990, PART VI, SECTION B, LINES 11A & B	REVIEW OF THE FORM 990 THE FORM 990 IS PREPARED BY THE UNIVERSITY'S TAX DEPARTMENT IN CONSULTATION WITH THE OFFICE OF GENERAL COUNSEL, PAYROLL AND OTHER UNIVERSITY DEPARTMENTS THE RETURN IS REVIEWED BY EXTERNAL ACCOUNTANTS, OUTSIDE COUNSEL, AND SENIOR MANAGEMENT INCLUDING THE SENIOR ASSOCIATE VICE PRESIDENT FOR FINANCE THE RETURN IS THEN DISTRIBUTED TO THE BOARD COMMITTEE ON AUDIT, COMPLIANCE AND RISK FOR THEIR REVIEW IN ADVANCE OF THE COMMITTEE MEETING THE COMMITTEE IS OFFERED AN OPPORTUNITY TO ASK QUESTIONS BOTH AT THE MEETING AND ANY TIME THEREAFTER SUBSEQUENT TO THE MEETING, A COMPLETE COPY OF THE FORM 990 IS DISTRIBUTED TO THE FULL BOARD OF TRUSTEES PRIOR TO FILING WITH THE IRS

Return Reference	Explanation
FORM 990, PART VI, SECTION B, LINE 12C	<p>CONFLICT OF INTEREST MEMBERS OF THE UNIVERSITY'S BOARD OF TRUSTEES ("TRUSTEES"), OFFICERS AND FACULTY MAY, FROM TIME TO TIME, BE ASSOCIATED, EITHER DIRECTLY OR INDIRECTLY, WITH ENTITIES DOING BUSINESS WITH THE UNIVERSITY. THE UNIVERSITY HAS CONFLICT OF INTEREST POLICIES THAT ARE STRICTLY ENFORCED TO ENSURE THAT ALL TRANSACTIONS WITH THESE PARTIES ARE ARM'S LENGTH, AND THERE IS NO FAVORABLE TREATMENT AS A RESULT OF THESE RELATIONSHIPS. CONFLICTS OF INTEREST ARE REGULARLY MONITORED, AND APPLICABLE POLICY IS CONSISTENTLY ENFORCED. UNIVERSITY-WIDE COMPLIANCE INITIATIVES INCLUDE TRAINING AND DOCUMENTATION, REQUIRED ANNUAL DISCLOSURE AND FOLLOW-UP, MANAGEMENT CONTROLS, ENTERPRISE RISK MANAGEMENT, REGULAR INTERNAL AND EXTERNAL AUDITS, WHISTLE-BLOWER PROVISIONS, SUPERVISION, AND REVIEW. PERCEIVED VIOLATIONS WOULD BE INVESTIGATED AND ADDRESSED AS APPROPRIATE THROUGH VARIOUS SANCTIONS, INCLUDING FINANCIAL PENALTIES AND TERMINATION, DEPENDING UPON THE NATURE AND DEGREE OF THE CONFLICT. FOR OFFICERS, THE UNIVERSITY REQUIRES ANNUAL DISCLOSURE OF SIGNIFICANT FINANCIAL INTERESTS IN EMPLOYMENT OR CONSULTING RELATIONSHIPS WITH ENTITIES DOING BUSINESS WITH THE UNIVERSITY. THESE ANNUAL DISCLOSURES COVER BOTH OFFICERS AND THEIR IMMEDIATE FAMILY. WHEN SUCH ASSOCIATIONS EXIST, MEASURES ARE TAKEN TO APPROPRIATELY MANAGE, IN THE BEST INTERESTS OF THE UNIVERSITY, ANY ACTUAL OR PERCEIVED CONFLICT. FACULTY MUST COMPLY WITH THE FACULTY CONFLICT OF INTEREST POLICY, WHICH REQUIRES ANNUAL CERTIFICATION OF COMPLIANCE WITH THE POLICY AND DISCLOSURE OF INTERESTS IN OUTSIDE ENTITIES THAT ARE SPONSORS OF THEIR TEACHING OR RESEARCH OR OTHER TRANSACTIONS WITH THE UNIVERSITY IN WHICH THEY ARE INVOLVED. ALL PERSONAL FINANCIAL INTERESTS RELATED TO STANFORD ACTIVITIES MUST BE REPORTED, REGARDLESS OF DOLLAR AMOUNT. FOR TRUSTEES, THE UNIVERSITY HAS A WRITTEN CONFLICT OF INTEREST POLICY THAT REQUIRES, AMONG OTHER THINGS, THAT NO MEMBER OF THE BOARD OF TRUSTEES IS PERMITTED TO PARTICIPATE IN ANY DECISION RELATING TO AN ENTITY IN WHICH HE OR SHE (OR AN IMMEDIATE FAMILY MEMBER) HAS A MATERIAL FINANCIAL INTEREST. THE CONFLICT OF INTEREST POLICY ALSO PRECLUDES THE UNIVERSITY FROM ENTERING INTO CERTAIN TRANSACTIONS WITH AN ENTITY IN WHICH A TRUSTEE HAS A MATERIAL FINANCIAL INTEREST UNLESS MEASURES ARE TAKEN TO MITIGATE ANY ACTUAL OR PERCEIVED CONFLICT. NAMELY, THE POLICY REQUIRES THAT SUCH TRANSACTIONS ARE CONDUCTED AT ARM'S LENGTH, FOR GOOD AND SUFFICIENT CONSIDERATION, BASED ON TERMS THAT ARE FAIR AND REASONABLE TO AND FOR THE BENEFIT OF THE UNIVERSITY, AND OTHERWISE IN ACCORDANCE WITH SOUND CONFLICT MANAGEMENT PRACTICES. THE CONFLICT OF INTEREST POLICY REQUIRES EACH TRUSTEE TO CERTIFY COMPLIANCE WITH THE CONFLICT OF INTEREST POLICY ON AN ANNUAL BASIS.</p>

Return Reference	Explanation
FORM 990, PART VI, SECTION B, LINE 15	<p>COMPENSATION DETERMINATION THE ANNUAL PROCESS FOR DETERMINING COMPENSATION OF BOTH THE TOP MANAGEMENT OFFICIAL (PRESIDENT OF THE UNIVERSITY) AND OF OTHER OFFICERS/KEY EMPLOYEES INCLUDES REVIEW AND APPROVAL BY INDEPENDENT PERSONS, USE OF COMPARABILITY DATA AND CONTEMPORANEOUS DOCUMENTATION OF THE DELIBERATION AND DECISION. IN THE CASE OF THE UNIVERSITY'S PRESIDENT, THE VICE PRESIDENT OF HUMAN RESOURCES, AT A PRELIMINARY MEETING WITH A SUBCOMMITTEE OF THE COMMITTEE ON COMPENSATION, PRESENTS AN ANALYSIS OF CURRENT RELEVANT MARKET DATA OBTAINED FROM AN INDEPENDENT HUMAN RESOURCE CONSULTING FIRM. THE SAME MATERIALS ARE SENT TO THE FULL COMMITTEE. AT THE MEETING OF THE FULL COMMITTEE AND IN THE ABSENCE OF THE PRESIDENT, DISCUSSION OCCURS PRIOR TO A VOTE. MINUTES OF BOTH MEETINGS ARE ON FILE IN THE OFFICE OF THE VICE PRESIDENT OF HUMAN RESOURCES. IN THE CASE OF OTHER OFFICERS/KEY EMPLOYEES, PER GUIDELINES IN THE COMMITTEE'S EXECUTIVE COMPENSATION POLICY AND PROCEDURES DOCUMENT, EACH YEAR THE VICE PRESIDENT OF HUMAN RESOURCES PROVIDES CURRENT RELEVANT MARKET DATA AND THE HISTORICAL PAY INFORMATION RELATING TO THESE PERSONS TO THE PRESIDENT OR TO THE PROVOST BASED ON THE REPORTING STRUCTURE. THE PRESIDENT AND PROVOST PROPOSE CHANGES IN COMPENSATION BASED ON EACH INDIVIDUAL'S PERFORMANCE AND ON THE MARKET DATA. THE COMMITTEE ON COMPENSATION REVIEWS THE RECOMMENDATIONS AND, FOLLOWING DISCUSSION, APPROVES THE RECOMMENDATIONS AS SUBMITTED OR WITH MODIFICATIONS. MINUTES OF THE MEETING ARE ON FILE IN THE OFFICE OF THE VICE PRESIDENT OF HUMAN RESOURCES.</p>

Return Reference	Explanation
FORM 990, PART VI, SECTION C, LINE 19	STANFORD UNIVERSITY MAKES ITS FOUNDING GRANT, FACULTY AND STAFF CONFLICT OF INTEREST POLICIES, AND FINANCIAL STATEMENTS AVAILABLE TO THE GENERAL PUBLIC ON STANFORD'S WEBSITE, AND UPON REQUEST TO THE OFFICE OF UNIVERSITY COMMUNICATIONS

Return Reference	Explanation
FORM 990, PART VII, SECTION A, COLUMN B	HOURS FOR RELATED ORGANIZATIONS IN CONNECTION WITH THEIR POSITIONS AT STANFORD, CERTAIN LISTED INDIVIDUALS MAY, FROM TIME TO TIME, PARTICIPATE IN ACTIVITIES OF A RELATED ORGANIZATION WHERE THE LISTED INDIVIDUALS ARE TRUSTEES, DIRECTORS, OFFICERS, OR EMPLOYEES OF THE RELATED ORGANIZATION, THE TIME DEVOTED TO THE RELATED ORGANIZATION BY SUCH INDIVIDUALS IS GENERALLY REPORTED AS RELATED ORGANIZATION HOURS IN PART VII, SECTION A, LINE 1A, COLUMN (B), BELOW THE DOTTED LINE IN ALL OTHER CASES, THE HOURS IN CONNECTION WITH SUCH PARTICIPATION ARE INCLUDED IN THE HOURS REPORTED FOR THE INDIVIDUALS' POSITIONS AT STANFORD UNIVERSITY IN PART VII, SECTION A, LINE 1A, COLUMN (B), ABOVE THE DOTTED LINE

Return Reference	Explanation
FORM 990, PART VII, SECTION B	INDEPENDENT CONTRACTORS IN THE PRESENTATION OF THE DATA APPEARING IN FORM 990, PART VII, SECTION B, STANFORD REPORTS DIRECT CASH COMPENSATION PAID TO PROFESSIONAL INDEPENDENT CONTRACTORS COMMISSIONS, DISCOUNTS, AND MANAGEMENT FEES EMBEDDED IN AND/OR DEDUCTED FROM INVESTMENT RETURNS AND AMOUNTS PROVIDED TO VENTURE CAPITAL, PRIVATE EQUITY , AND HEDGE FUND GENERAL PARTNERS DUE TO THEIR "CARRIED INTEREST" IN PARTNERSHIPS IN WHICH STANFORD PARTICIPATES ARE NOT CONSIDERED IN THIS REPORTING

Return Reference	Explanation
FORM 990, PART XI, LINE 9	OTHER CHANGES IN NET ASSETS OR FUND BALANCES CHANGE IN POST RETIREMENT BENEFIT OBLIGATION \$(85,091,000) PAYMENTS TO LIVING TRUST BENEFICIARIES (41,969,099) NET HOSPITAL TRANSFERS 89,962,765 CHANGE IN VALUE OF SWAP AGREEMENTS (5,127,152) ----- \$(42,224,486)

SCHEDULE R  
(Form 990)

Department of the Treasury  
Internal Revenue Service

Related Organizations and Unrelated Partnerships

▶ Complete if the organization answered "Yes" on Form 990, Part IV, line 33, 34, 35b, 36, or 37.  
▶ Attach to Form 990.  
▶ Information about Schedule R (Form 990) and its instructions is at [www.irs.gov/form990](http://www.irs.gov/form990).

OMB No 1545-0047

2014

Open to Public Inspection

Name of the organization  
THE BOARD OF TRUSTEES OF THE LELAND STANFORD  
JUNIOR UNIVERSITY

Employer identification number  
  
94-1156365

Part I Identification of Disregarded Entities

Complete if the organization answered "Yes" on Form 990, Part IV, line 33.

(a) Name, address, and EIN (if applicable) of disregarded entity	(b) Primary activity	(c) Legal domicile (state or foreign country)	(d) Total income	(e) End-of-year assets	(f) Direct controlling entity
See Additional Data Table					

Part II Identification of Related Tax-Exempt Organizations

Complete if the organization answered "Yes" on Form 990, Part IV, line 34 because it had one or more related tax-exempt organizations during the tax year.

(a) Name, address, and EIN of related organization	(b) Primary activity	(c) Legal domicile (state or foreign country)	(d) Exempt Code section	(e) Public charity status (if section 501(c)(3))	(f) Direct controlling entity	(g) Section 512(b)(13) controlled entity?	
						Yes	No
See Additional Data Table							

**Part III Identification of Related Organizations Taxable as a Partnership** Complete if the organization answered "Yes" on Form 990, Part IV, line 34 because it had one or more related organizations treated as a partnership during the tax year.

(a) Name, address, and EIN of related organization	(b) Primary activity	(c) Legal domicile (state or foreign country)	(d) Direct controlling entity	(e) Predominant income(related, unrelated, excluded from tax under sections 512- 514)	(f) Share of total income	(g) Share of end-of-year assets	(h) Disproprtionate allocations?		(i) Code V-UBI amount in box 20 of Schedule K-1 (Form 1065)	(j) General or managing partner?		(k) Percentage ownership
							Yes	No		Yes	No	
See Additional Data Table												

**Part IV Identification of Related Organizations Taxable as a Corporation or Trust** Complete if the organization answered "Yes" on Form 990, Part IV, line 34 because it had one or more related organizations treated as a corporation or trust during the tax year.

(a) Name, address, and EIN of related organization	(b) Primary activity	(c) Legal domicile (state or foreign country)	(d) Direct controlling entity	(e) Type of entity (C corp, S corp, or trust)	(f) Share of total income	(g) Share of end- of-year assets	(h) Percentage ownership	(i) Section 512 (b)(13) controlled entity?	
								Yes	No
See Additional Data Table									

Part V

Transactions With Related Organizations

Complete if the organization answered "Yes" on Form 990, Part IV, line 34, 35b, or 36.

Note. Complete line 1 if any entity is listed in Parts II, III, or IV of this schedule

1

During the tax year, did the organization engage in any of the following transactions with one or more related organizations listed in Parts II-IV?

a

Receipt of (i) interest, (ii) annuities, (iii) royalties, or (iv) rent from a controlled entity

b

Gift, grant, or capital contribution to related organization(s)

c

Gift, grant, or capital contribution from related organization(s)

d

Loans or loan guarantees to or for related organization(s)

e

Loans or loan guarantees by related organization(s)

f

Dividends from related organization(s)

g

Sale of assets to related organization(s)

h

Purchase of assets from related organization(s)

i

Exchange of assets with related organization(s)

j

Lease of facilities, equipment, or other assets to related organization(s)

k

Lease of facilities, equipment, or other assets from related organization(s)

l

Performance of services or membership or fundraising solicitations for related organization(s)

m

Performance of services or membership or fundraising solicitations by related organization(s)

n

Sharing of facilities, equipment, mailing lists, or other assets with related organization(s)

o

Sharing of paid employees with related organization(s)

p

Reimbursement paid to related organization(s) for expenses

q

Reimbursement paid by related organization(s) for expenses

r

Other transfer of cash or property to related organization(s)

s

Other transfer of cash or property from related organization(s)

Yes

No

1a

Yes

1b

Yes

1c

Yes

1d

No

1e

No

1f

1g

No

1h

No

1i

No

1j

Yes

1k

Yes

1l

Yes

1m

Yes

1n

Yes

1o

No

1p

No

1q

Yes

1r

Yes

1s

Yes

2

If the answer to any of the above is "Yes," see the instructions for information on who must complete this line, including covered relationships and transaction thresholds

(a) Name of related organization	(b) Transaction type (a-s)	(c) Amount involved	(d) Method of determining amount involved
See Additional Data Table			

**Part VI** **Unrelated Organizations Taxable as a Partnership** Complete if the organization answered "Yes" on Form 990, Part IV, line 37.  
Provide the following information for each entity taxed as a partnership through which the organization conducted more than five percent of its activities (measured by total assets or gross revenue) that was not a related organization. See instructions regarding exclusion for certain investment partnerships.

(a) Name, address, and EIN of entity	(b) Primary activity	(c) Legal domicile (state or foreign country)	(d) Predominant income (related, unrelated, excluded from tax under sections 512-514)	(e) Are all partners section 501(c)(3) organizations?		(f) Share of total income	(g) Share of end-of-year assets	(h) Disproportionate allocations?		(i) Code V-UBI amount in box 20 of Schedule K-1 (Form 1065)	(j) General or managing partner?		(k) Percentage ownership
				Yes	No			Yes	No		Yes	No	

Part VII

Supplemental Information

Provide additional information for responses to questions on Schedule R (see instructions)

Return Reference	Explanation
SCHEDULE R, PART IV, LINE (6)	CHARITABLE LEAD ANNUITY TRUSTS ARE PRINCIPALLY DOMICILED IN CALIFORNIA SCHEDULE R, PART IV, LINE (7) CHARITABLE REMAINDER TRUSTS ARE PRINCIPALLY DOMICILED IN CALIFORNIA SCHEDULE R, PART IV, LINE (1) OTHER TRUSTS ARE PRINCIPALLY DOMICILED IN CALIFORNIA SCHEDULE R, PART IV, LINE (2) POOLED INCOME FUNDS ARE PRINCIPALLY DOMICILED IN CALIFORNIA SCHEDULE R, PART V, LINE 2 AMOUNTS REPORTED FOR STANFORD UNIVERSITY BOOK STORE WERE DETERMINED USING STANFORD UNIVERSITY BOOK STORE'S BOOKS, WHICH WERE PREPARED ON A FISCAL YEAR ENDING JUNE 2015

Additional Data

Software ID:

Software Version:

EIN: 94-1156365

Name: THE BOARD OF TRUSTEES OF THE LELAND STANFORD JUNIOR UNIVERSITY

Form 990, Schedule R, Part I - Identification of Disregarded Entities

(a) Name, address, and EIN (if applicable) of disregarded entity	(b) Primary Activity	(c) Legal Domicile (State or Foreign Country)	(d) Total income	(e) End-of-year assets	(f) Direct Controlling Entity
STANFORD UNIVERSITY OTL LLC 3145 PORTER DRIVE PALO ALTO, CA 94304 94-1156365	TECHNOLOGY	CA	7,078	64,083	STANFORD
SU ACQUISITION LLC 3145 PORTER DRIVE PALO ALTO, CA 94304 94-1156365	REAL ESTATE	DE	454,962	2,000,000	STANFORD
SAA SIERRA PROGRAMS LLC 3145 PORTER DRIVE PALO ALTO, CA 94304 80-0313657	ALUM RELATION	CA	6,732,889	10,575,165	STANFORD
ANTS AT WORK LLC 3145 PORTER DRIVE PALO ALTO, CA 94304 94-1156365	RESEARCH	NM	0	55,000	STANFORD
SHR HOTEL LLC 3145 PORTER DRIVE PALO ALTO, CA 94304 41-2277925	REAL ESTATE	CA	51,440,937	8,978,098	STANFORD
SPECIALTY EVENTS LLC 3145 PORTER DRIVE PALO ALTO, CA 94304 27-3665473	GEN BUS OPS	CA	0	0	STANFORD
ROCKY HILL PROPERTY LLC 3145 PORTER DRIVE PALO ALTO, CA 94304 45-4672921	REAL ESTATE	CA	41,896	4,639,615	STANFORD
STANFORD UNIVERSITY GLOBAL LLC 3145 PORTER DRIVE PALO ALTO, CA 94304 94-1156365	EDUCATION	CA	0	1,116,749	STANFORD
CARDINAL NEWBURY GP LLC C/O SMC 635 KNIGHT WAY STANFORD, CA 94305 94-1156365	INVESTMENT	DE	0	0	STANFORD
CARDINAL NEWBURY LP LLC C/O SMC 635 KNIGHT WAY STANFORD, CA 94305 94-1156365	INVESTMENT	DE	0	2	STANFORD
FAIRFIELD NORTH SEA ENERGY LLC C/O SMC 635 KNIGHT WAY STANFORD, CA 94305 94-1156365	INVESTMENT	DE	-58,679,495	0	STANFORD
SAND HILL INVESTMENTS GP LLC C/O SMC 635 KNIGHT WAY STANFORD, CA 94305 41-2262027	INVESTMENT	DE	0	0	STANFORD
SMC DE LLC C/O SMC 635 KNIGHT WAY STANFORD, CA 94305 94-1156365	INVESTMENT	DE	2,507,091	11,154	STANFORD
ALTIRA TECHNOLOGY FUND IV DIRECT INVEST C/O SMC 635 KNIGHT WAY STANFORD, CA 94305 94-1156365	INVESTMENT	DE	-213,511	62,301	STANFORD
SNOWCREEK VII LLC C/O SMC 635 KNIGHT WAY STANFORD, CA 94305 95-4890334	REAL ESTATE	CA	60,577	6,207,154	STANFORD
GRE PROPERTIES LLC 3145 PORTER DRIVE PALO ALTO, CA 94304 94-1156365	REAL ESTATE	DE	0	24,658	STANFORD
GRE PROPERTIES II LLC 3160 PORTER DRIVE PALO ALTO, CA 94304 94-1156365	REAL ESTATE	DE	0	5,059	STANFORD
JPS NO 1 LLC 3160 PORTER DRIVE PALO ALTO, CA 94304 94-1156365	REAL ESTATE	DE	0	3,935,123	STANFORD
JPS NO 2 LLC 3160 PORTER DRIVE PALO ALTO, CA 94304 94-1156365	REAL ESTATE	DE	0	1	STANFORD
GREGORY STREET ACQUISITION LLC 3160 PORTER DRIVE PALO ALTO, CA 94304 94-1156365	REAL ESTATE	CO	0	4,371	STANFORD

Form 990, Schedule R, Part I - Identification of Disregarded Entities

(a) Name, address, and EIN (if applicable) of disregarded entity	(b) Primary Activity	(c) Legal Domicile (State or Foreign Country)	(d) Total income	(e) End-of-year assets	(f) Direct Controlling Entity
HP OUTLAWS LLC 3160 PORTER DRIVE SUITE 200 PALO ALTO, CA 94304 94-1156365	REAL ESTATE	DE	0	0	STANFORD
200 GREGORY STREET LLC 3160 PORTER DRIVE SUITE 200 PALO ALTO, CA 94304 94-1156365	REAL ESTATE	CO	0	0	STANFORD
CYPRESS MARINA HEIGHTS LLC C/O SMC 635 KNIGHT WAY STANFORD, CA 94305 95-4887979	INVESTMENTS	CA	0	0	CYPRESS MARI
CYPRESS MARINA PARTNERS LLC C/O SMC 635 KNIGHT WAY STANFORD, CA 94305	INVESTMENTS	CA	0	30,357,089	STANFORD
RED 238 LLC C/O SMC 635 KNIGHT WAY STANFORD, DE 94305	INVESTMENTS	CA	0	18,211,761	STANFORD
RED ALPINE LLC C/O SMC 635 KNIGHT WAY STANFORD, CA 94305	INVESTMENTS	DE	0	25,000,000	STANFORD
RED ALVARADO LLC C/O SMC 635 KNIGHT WAY STANFORD, CA 94305	INVESTMENTS	DE	0	21,381,759	STANFORD
RED ARBORETUM LLC C/O SMC 635 KNIGHT WAY STANFORD, CA 94305	INVESTMENTS	DE	0	14,747,651	STANFORD
RED ARDENWOOD LLC C/O SMC 635 KNIGHT WAY STANFORD, CA 94305	INVESTMENTS	DE	0	24,202,527	STANFORD
RED BART LLC C/O SMC 635 KNIGHT WAY STANFORD, CA 94305	INVESTMENTS	DE	0	8,173,902	STANFORD
RED BROADWAY LLC C/O SMC 635 KNIGHT WAY STANFORD, CA 94305	INVESTMENTS	DE	-12	7,728,586	STANFORD
RED CAMINO LLC C/O SMC 635 KNIGHT WAY STANFORD, CA 94305	INVESTMENTS	DE	0	14,140,000	STANFORD
RED DECOTO LLC C/O SMC 635 KNIGHT WAY STANFORD, CA 94305	INVESTMENTS	DE	0	13,107,332	STANFORD
RED DISH LLC C/O SMC 635 KNIGHT WAY STANFORD, CA 94305	INVESTMENTS	DE	0	939,496	STANFORD
RED LOMITA LLC C/O SMC 635 KNIGHT WAY STANFORD, CA 94305	INVESTMENTS	DE	602,068	24,397,932	STANFORD
RED MARINA LLC C/O SMC 635 KNIGHT WAY STANFORD, CA 94305	INVESTMENTS	DE	0	9,663,000	STANFORD
RED MARINER LLC C/O SMC 635 KNIGHT WAY STANFORD, CA 94305	INVESTMENTS	DE	0	57,961,072	STANFORD
RED POPLAR LLC C/O SMC 635 KNIGHT WAY STANFORD, CA 94305	INVESTMENTS	DE	0	60,495,511	STANFORD
RED QUARRY LLC C/O SMC 635 KNIGHT WAY STANFORD, CA 94305	INVESTMENTS	DE	0	3,741,000	STANFORD
RED RECIPE LLC C/O SMC 635 KNIGHT WAY STANFORD, CA 94305	INVESTMENTS	DE	0	0	STANFORD

Form 990, Schedule R, Part I - Identification of Disregarded Entities

(a) Name, address, and EIN (if applicable) of disregarded entity	(b) Primary Activity	(c) Legal Domicile (State or Foreign Country)	(d) Total income	(e) End-of-year assets	(f) Direct Controlling Entity
RED SANDHILL LLC C/O SMC 635 KNIGHT WAY STANFORD, CA 94305	INVESTMENTS	DE	0	5,615,869	STANFORD
RED SKYLINE LLC C/O SMC 635 KNIGHT WAY STANFORD, CA 94305	INVESTMENTS	DE	0	32,366,583	STANFORD
RED VELD LLC C/O SMC 635 KNIGHT WAY STANFORD, CA 94305	INVESTMENTS	DE	0	8,056,182	STANFORD
SAND HILL INVESTMENTS LP C/O SMC 635 KNIGHT WAY STANFORD, CA 94305 37-1557441	INVESTMENTS	DE	26,323	55,784,774	SAND HILL GP

Form 990, Schedule R, Part II - Identification of Related Tax-Exempt Organizations

(a) Name, address, and EIN of related organization	(b) Primary activity	(c) Legal domicile (state or foreign country)	(d) Exempt Code section	(e) Public charity status (if section 501(c) (3))	(f) Direct controlling entity	(g) Section 512 (b)(13) controlled entity?	
						Yes	No
(1) STANFORD HEALTH CARE  300 PASTEUR DRIVE MC 5555 STANFORD, CA 94305 94-6174066	HEALTHCARE	CA	501(C)(3)	3	STANFORD	Yes	
(1) LUCILE SALTER PACKARD CHILDRENS HOSPITAL  725 WELCH ROAD MC 5553 PALO ALTO, CA 94304 77-0003859	HEALTHCARE	CA	501(C)(3)	3	STANFORD	Yes	
(2) HOSPITAL COMMITTEE FOR THE L-P AREAS  1111 E STANLEY BLVD LIVERMORE, CA 94550 94-1429628	HOSPITAL	CA	501(C)(3)	3	SHC	Yes	
(3) VALLEYCARE MEDICAL FOUNDATION INC  5655 W LAS POSITAS BLVD 220 PLEASANTON, CA 94588 26-2593526	SUPPORT VCHS	CA	501(C)(3)	9	HOSP CMTE LP	Yes	
(4) VALLEYCARE SENIOR HOUSING  1111 E STANLEY BLVD LIVERMORE, CA 94550 94-3382224	SR FACILITY	CA	501(C)(3)	11C, III-FI	HOSP CMTE LP	Yes	
(5) THE FREIDENRICH SUPPORT FOUNDATION  3145 PORTER DRIVE PALO ALTO, CA 94304 30-0519583	SUPPORT	CA	501(C)(3)	11A, I	STANFORD	Yes	
(6) SHR HOLDINGS INC  3145 PORTER DRIVE PALO ALTO, CA 94304 94-3187167	REAL ESTATE	CA	501(C)(25)	N/A	STANFORD	Yes	
(7) SU EMP BEN TRUST POST RETEMPYNT BEN  3145 PORTER DRIVE PALO ALTO, CA 94304 94-3246199	BENEFITS	CA	501(C)(9)	N/A	STANFORD	Yes	
(8) UNIVERSITY HEALTHCARE ALLIANCE  855 OAK GROVE AVE SUITE 100 MENLO PARK, CA 94205 94-3192446	HEALTHCARE	CA	501(C)(3)	3	SHC	Yes	
(9) THE DUDLEY E CHAMBERS FOUNDATION  JP MORGAN CHASE PO BOX 3038 MILWAUKEE, WI 53201 38-6841793	SUPPORT	NY	501(C)(3)	11D, III-O	STANFORD	Yes	
(10) STANFORD UNIVERSITY BOOKSTORE  BLDG 60 MAIN QUAD NO 105 STANFORD, CA 94305 94-0894150	SUPPORT	CA	501(C)(3)	11A, I	STANFORD	Yes	
(11) PACKARD CHILDREN'S HEALTH ALLIANCE  725 WELCH ROAD MC5551 PALO ALTO, CA 94304 32-0359189	HEALTHCARE	CA	501(C)(3)	3	LPCH	Yes	
(12) STANFORD HABITAT CONSERVATION BOARD  3160 PORTER DR STE 200 PALO ALTO, CA 94304 46-1882243	CONSERVATION	CA	501(C)(3)	7	STANFORD	Yes	
(13) STANFORD FACULTY CLUB  PO BOX 7229 STANFORD, CA 94309 94-1187089	FAC INTERACT	CA	501(C)(7)	N/A	STANFORD	Yes	
(14) THE HONG KONGSU CHARITABLE TRUST  1401 CAROLINE CENTER 28 PING ROAD, CAUSEWAY HK 98-6078093	SUPPORT	HK	501(C)(3)		STANFORD	Yes	
(15) THE STANFORD TRUST  65 HIGH STREET OXFORD OX1 46L UK	SUPPORT	UK	501(C)(3)		STANFORD	Yes	
(16) STANFORD PROGRAMME (CAPE TOWN) NPC  WAVERLY BUSINESS PARK BUILDING 11 CAPE TOWN, MOWBRAY SF	EDUCATION	SF	501(C)(3)		STANFORD	Yes	
(17) STANFORD FEDERAL CREDIT UNION  1860 EMBARCADERO RD PALO ALTO, CA 94303 94-1492212	CREDIT UNION	CA	501(C)(1)	N/A	STANFORD	Yes	
(18) STANFORD HEALTH CARE ADVANTAGE  3220 BLUME DR STE 260 RICHMOND, CA 948065741 46-4071746	HEALTHCARE	CA	501(c)(3)	11A, I	SHC	Yes	
(19) STANFORD SCHOOLS CORPORATION  475 POPE STREET MENLO PARK, CA 94025 20-2699147	EDUCATIONAL	CA	501(C)(3)	2	STANFORD	Yes	

Form 990, Schedule R, Part II - Identification of Related Tax-Exempt Organizations

(a) Name, address, and EIN of related organization	(b) Primary activity	(c) Legal domicile (state or foreign country)	(d) Exempt Code section	(e) Public charity status (if section 501(c) (3))	(f) Direct controlling entity	(g) Section 512 (b)(13) controlled entity?	
						Yes	No
(21) PACIFIC 12 CONFERENCE  1350 TREAT BOULEVARD WALNUT CREEK, CA 94597 94-1459048	EDUCATIONAL	CA	501(C)(3)	11A,I	NA		No

Form 990, Schedule R, Part III - Identification of Related Organizations Taxable as a Partnership

(a) Name, address, and EIN of related organization	(b) Primary activity	(c) Legal Domicile (State or Foreign Country)	(d) Direct Controlling Entity	(e) Predominant income (related, unrelated, excluded from tax under sections 512-514)	(f) Share of total income	(g) Share of end-of- year assets	(h) Disproprtionate allocations?		(i) Code V-UBI amount in Box 20 of Schedule K-1 (Form 1065)	(j) General or Managing Partner?		(k) Percentage ownership
							Yes	No		Yes	No	
ATWATER 12 LP  2100 ROSS AVE STE 1600 DALLAS, TX 75201 75-2944481	INVESTMENTS	DE	STANFORD	EXCLUDED	547,000	2,098		No	0		No	70 000 %
AVENUE ASIA CAPITAL PARTNERS LP  399 PARK AVE 6TH FL NEW YORK, NY 10022 01-0553224	INVESTMENTS	DE	STANFORD	EXCLUDED	-770	0		No	0		No	0 %
JER R E QUALIFIED PARTNERS EUROPE LP  7950 JONES BRANCH DR STE 220 MCLEAN, VA 22107 54-2029560	INVESTMENTS	DE	STANFORD	UNRELATED	-13,678	0		No	-3,067		No	99 000 %
PALO ALTO LP  13 CASTLE STREET ST HELIER XC JE4 9WG JE	INVESTMENTS	JE	STANFORD	EXCLUDED	22,523,770	13,208,932		No	0		No	98 950 %
SANDPIPER FUND LP  2000 MCKINNEY AVE STE 2125 DALLAS, TX 75201 26-0341626	INVESTMENTS	TX	STANFORD	EXCLUDED	0	92,611,931		No	0		No	99 000 %
SAROFIM MULTIFAMILY PARTNERS LP  8115 PRESTON RD STE 400 DALLAS, TX 75225 20-1929002	RE DEVELOPMENT	DE	STANFORD	EXCLUDED	5,578,125	969,965		No	0		No	63 750 %
SCP REAL ASSETS FUND (A) LP  450 PARK AVE 23RD FL NEW YORK, NY 10022 20-3949682	INVESTMENTS	DE	STANFORD	UNRELATED	0	6,948,595		No	780,120		No	62 000 %
FORTRESS IW COINVESTMENT (FUND B) LP  1345 AVE OF THE AMERICAS 23RD FL NEW YORK, NY 10105 98-0509639	INVESTMENTS	CJ	STANFORD	EXCLUDED	0	1		No	0		No	71 640 %
STANFORD PET-CT LLC  300 PASTEUR DRIVE M/C 5555 STANFORD, CA 94305 61-1423414	MED DIAGNOST	CA	SHC	RELATED	5,575,102	10,137,717			0			50 000 %
CEE EQUITY HOLDINGS LP  ELIZABETH HOUSE 9 CASTLE ST ST HELIER,,JE JE4 2QP JE	INVESTMENTS	JE	STANFORD	EXCLUDED	6,996,511	293,890		No	0		No	99 900 %
LSF V DHB HOLDINGS LP  2711 N HASKELL AVE STE 1700 DALLAS, TX 75204 27-2858604	INVESTMENTS	DE	STANFORD	EXCLUDED	0	107,555,199		No	0		No	61 000 %
SIC SNOWCREEK VIII LLC  635 KNIGHT WAY STANFORD, CA 94305 27-5431605	RE DEVELOPMENT	CA	STANFORD	UNRELATED	-288,926	14,859,589		No	-348,958		No	99 870 %
SUMIT HOLDING INTERNATIONAL LLC  1400 PAGE MILL ROAD MC5713 PALO ALTO, CA 94304 26-3934706	HOLDING COMPANY	DE	SHC		0	0		No	0		No	0 %
ARCOLA VENTURE LLC  C/O STANFORD MGMT CO 635 KNIGHT W STANFORD, CA 943057297 37-1689632	RE DEVELOPMENT	DE	STANFORD	UNRELATED	0	38,984,074		No	-1,486,528		No	90 740 %
BLACKSTONE REP VII TE 7-NQ LP  C/O THE BLACKSTONE GROUP 345 PARK NEW YORK, NY 10154 90-0878802	INVESTMENTS	DE	STANFORD	UNRELATED	2,454,551	72,707,515		No	769,138		No	51 000 %

Form 990, Schedule R, Part III - Identification of Related Organizations Taxable as a Partnership

(a) Name, address, and EIN of related organization	(b) Primary activity	(c) Legal Domicile (State or Foreign Country)	(d) Direct Controlling Entity	(e) Predominant income (related, unrelated, excluded from tax under sections 512-514)	(f) Share of total income	(g) Share of end-of- year assets	(h) Disproprtionate allocations?		(i) Code V-UBI amount in Box 20 of Schedule K-1 (Form 1065)	(j) General or Managing Partner?		(k) Percentage ownership
							Yes	No		Yes	No	
OUTLAWS CASINO LTD  3160 PORTER DR PALO ALTO, CA 94304 84-1457498	HOLDING COMPANY	CO	HP OUTLAWS LLC		0	0			0	Yes		80 000 %
STANFORD EMANUEL RAD ONCOLOGY CENTER  825 DELBON AVE TURLOCK, CA 95382 20-8885091	RADIOLOGY	CA	SHC		0	0			0			0 %
ARCOLA RESIDENTIAL VENTURE LLC  635 KNIGHT WAY STANFORD, CA 943057297 90-0818278	REAL ESTATE	CA	ARCOLA RESIDENT		4,431,863	28,671,593		No	0		No	92 960 %
STANFORD-STARTX FUND LLC  3145 PORTER DRIVE PALO ALTO, CA 94304 46-4297719	INVESTMENTS	DE	STANFORD	EXCLUDED	618,392	34,608,267		No	0	Yes		66 670 %
CLAIRVUE CAPITAL PARTNERS II-TE 1 LP  150 CALIFORNIA STREET STE 850 SAN FRANCISCO, CA 94111 80-0909516	INVESTMENTS	DE	STANFORD	EXCLUDED	2,109,477	9,030,342		No	0		No	98 640 %
CLAIRVUE CAPITAL PARTNERS II-TE 2 LP  150 CALIFORNIA STREET STE 850 SAN FRANCISCO, CA 94111 80-0909556	INVESTMENTS	DE	STANFORD	EXCLUDED	430,300	1,822,366		No	0		No	66 660 %
KEB INVESTORS II LP  WASHINGTON MALL STE 304 7 REID ST HAMILTON HM 11 BD 94-1156365	INVESTMENTS	BD	STANFORD	EXCLUDED	0	-431,212		No	0		No	64 000 %
SEQUOIA MFM OPERATING COMPANY LLC  770 WELCH ROAD LPCH- ADMIN MC5551 PALO ALTO, CA 94304 47-5060529	MFM PROGRAM	CA	LPCH	EXCLUDED	0	0		No	0		No	0 %
SP SMC PARTNERS LLC  2711 CENTERVILLE RD STE 400 WILMINGTON, DE 19808	INVESTMENTS	DE	STANFORD	EXCLUDED	276,371	23,695,118		No	0		No	99 900 %

Form 990, Schedule R, Part IV - Identification of Related Organizations Taxable as a Corporation or Trust

(a) Name, address, and EIN of related organization	(b) Primary activity	(c) Legal Domicile (State or Foreign Country)	(d) Direct Controlling Entity	(e) Type of entity (C corp, S corp, or trust)	(f) Share of total income	(g) Share of end-of-year assets	(h) Percentage ownership	(i) Section 512(b)(13) controlled entity?	
Yes	No								
STANFORD SGGS EUROPE INC UGLAND HOUSE S CHURCH ST PO BOX 309GT, GEORGE TOWN  CJ 13-1684331	INVESTMENTS	CJ	STANFORD	C CORP	4,926,785	19,179,562	100 000 %	Yes	
BLACK RIVER EMEA INVESTORS FUND LTD UGLAND HOUSE S CHURCH ST GEORGE TOWN CJ 98-0428006	INVESTMENTS	CJ	STANFORD	C CORP	12,046,613	113,660,481	92 500 %	Yes	
EAST SAIL C/O INTL FS INC IFS COURT TWENTYEIGHT, CYBERCITY, EBENE MP	INVESTMENTS	MP	STANFORD	C CORP	-74,150	23,918	100 000 %	Yes	
GAVEA INVESTMENT FUND II-C LP PO BOX 896GT HARBOUR CENTRE GEORGE TOWN, CAYMAN ISLANDS  CJ 98-0537952	INVESTMENTS	CJ	STANFORD	C CORP	2,779,317	10,567,516	53 000 %	Yes	
LS ALBERTA III LP C/O JE ROBERT COS 1650 TYSON BLVD MCLEAN, VA 22102 98-0493425	INVESTMENTS	CA	STANFORD	C CORP	1,567	6,643,908	100 000 %	Yes	
CLAT (15)	CHARITABLE TR	CA	STANFORD	TRUST	0	0	0 %		
CRT (536)	CHARITABLE TR	CA	STANFORD	TRUST	0	0	0 %		
OTHER (7)	CHARITABLE TR	CA	STANFORD	TRUST	0	0	0 %		
PIF (77)	CHARITABLE TR	CA	STANFORD	TRUST	0	0	0 %		
ALPINE CHALET INC PO BOX 9988 SOUTH LAKE TAHOE, CA 96158 94-1556099	SKI LODGE	CA	SAA SIERRA PROG	C CORP	529,041	327,109	100 000 %	Yes	
STANFORD (BEIJING) CNSLTNG CO LTD (WFOE) 5275TH FLBLDG CACADEMY SOUTH RD HAIDAN DISTRICT, BEIJING CH	EDUCATION	CH	SU GLOBAL LLC	C CORP	1,012,155	439,484	100 000 %	Yes	
STANFORD UNIV MED NETWORK RISK AUTHORITY 1400 PAGE MILL RD MSC 5713 PALO ALTO, CA 94304 46-1132002	RISK MGMT CON	CA	SUMIT HLDG INT	C CORP	0	0	0 %	Yes	
PROFESSIONAL EXCHANGE ASSURANCE COMPANY 201 MERCHANT STREET SUITE 2400 HONOLULU, HI 96813 90-0897686	INSURANCE	HI	UHA	C CORP	0	0	0 %	Yes	
ARCOLA RES DEVELOPMENT CORP C/O SMC 635 KNIGHT WAY STANFORD, CA 943057297 80-0804754	INVESTMENT	DE	STANFORD	C CORP	4,673,434	15,128,297	100 000 %	Yes	
BREP VII ALBERTA FEEDER (OFFSHORE)TE7 LP C/O THE BLACKSTONE GROUP 345 PARK NEW YORK, NY 10154 98-1066351	INVESTMENTS	CA	STANFORD	C CORP	138,365	7,448,783	51 720 %	Yes	

Form 990, Schedule R, Part IV - Identification of Related Organizations Taxable as a Corporation or Trust

(a) Name, address, and EIN of related organization	(b) Primary activity	(c) Legal Domicile (State or Foreign Country)	(d) Direct Controlling Entity	(e) Type of entity (C corp, S corp, or trust)	(f) Share of total income	(g) Share of end-of-year assets	(h) Percentage ownership	(i) Section 512(b)(13) controlled entity?	
<b>Yes</b>	<b>No</b>								
BREP VII ALBERTA FEEDER (OFFSHORE)TE7NQLP C/O THE BLACKSTONE GROUP 345 PARK NEWYORK, NY 10154 98-1066355	INVESTMENTS	CA	STANFORD	C CORP	101,998	12,125,346	51 720 %	Yes	
WEST FACE ALTERNATIVE CREDIT CAYMAN LP PO BOX 10008 WILLOW HOUSE GRAND CAYMAN,CAYMAN ISLANDS KY1-1001 CJ 98-1140761	INVESTMENTS	CJ	STANFORD	C CORP	1,896,397	20,214,312	98 770 %	Yes	
MIDPOINT TECHNOLOGY PARK OWNERS ASSOC 3145 PORTER DRIVE PALO ALTO, CA 94304 94-3287254	REAL ESTATE	CA	STANFORD	C CORP	0	0	98 800 %	Yes	
BIENVILLE ARGENTINA OPPTS OFFSHORE FUND 405 LEXINGTON AVE 34TH FLOOR NEWYORK, NY 10174	INVESTMENTS	CJ	STANFORD	C CORP	0	74,334,770	91 910 %	Yes	
KAIZEN FUND 1 NORTH BRIDGE RD 6-8 SINGAPORE,SINGAPORE 179094 SN	INVESTMENTS	CJ	STANFORD	C CORP	0	392,290,595	85 450 %	Yes	
AFFINITY MEDICAL SOLUTIONS INC 1221 BROADWAY 3RD FLOOR OAKLAND, CA 94612 20-3134011	HEALTHCARE	DE	SHC	C CORP	0	0	0 %	Yes	
BISHOP ROCK OPPORTUNITY OFFSHORE FUND C/O SMC 635 KNIGHT WAY STANFORD, CA 94305	INVESTMENTS	CJ	STANFORD	C CORP		49,131,955	52 100 %	Yes	

Form 990, Schedule R, Part V - Transactions With Related Organizations

(a) Name of related organization	(b) Transaction type(a-s)	(c) Amount Involved	(d) Method of determining amount involved
CEE EQUITY HOLDINGS LP	S	10,758,968	BANK RECORDS
ATWATER 12 LP	S	22,982,517	BANK RECORDS
BIENVILLE ARGENTINA OPPORTUNITIES OFFSHORE FU	B	75,000,000	BANK RECORDS
BLACKSTONE REAL ESTATE PARTNERS VIITE7 LP	B	11,993,372	BANK RECORDS
BLACKSTONE REAL ESTATE PARTNERS VIITE7 LP	B	7,713,507	BANK RECORDS
BLACKSTONE REAL ESTATE PARTNERS VIITE7 LP	S	13,850,745	BANK RECORDS
BLACKSTONE REAL ESTATE PARTNERS VIITE7 LP	S	12,591,604	BANK RECORDS
BREP VII ALBERTA FEEDER (OFFSHORE) TE 7 NQ LP	B	2,725,367	BANK RECORDS
BREP VII ALBERTA FEEDER (OFFSHORE) TE 7 NQ LP	S	951,187	BANK RECORDS
BREP VII ALBERTA FEEDER OFFSHORE TE 7 LP	B	1,554,498	BANK RECORDS
BREP VII ALBERTA FEEDER OFFSHORE TE 7 LP	S	307,954	BANK RECORDS
CLAIRVUE CAPITAL PARTNERS II - TE 1 AND TE 2	B	301,295	BANK RECORDS
CLAIRVUE CAPITAL PARTNERS II - TE 1 AND TE 2	S	11,506,889	BANK RECORDS
EAST SAIL PVT LTD	B	11,320,525	BANK RECORDS
GAVEA INVESTMENT FUND II C LP	S	2,779,317	BANK RECORDS
KAIZEN FUND	B	400,000,000	BANK RECORDS
LS ALBERTA III LP	S	4,858,902	BANK RECORDS
LSF V DHB HOLDINGS LP	S	31,926,416	BANK RECORDS
SANDPIPER FUND LP	B	60,000,000	BANK RECORDS
SAROFIM MULTIFAMILY PARTNERS LP	S	5,578,125	BANK RECORDS
SP SMC PARTNERS LLC	B	23,518,732	BANK RECORDS
SP SMC PARTNERS LLC	S	398,925	BANK RECORDS
STANFORD SGGs EUROPE INC	S	414,824	BANK RECORDS
STANFORD SGGs EUROPE INC	S	4,511,961	BANK RECORDS
SCP REAL ASSETS FUND (A) LP	B	58,610	BANK RECORDS

Form 990, Schedule R, Part V - Transactions With Related Organizations

(a) Name of related organization	(b) Transaction type(a-s)	(c) Amount Involved	(d) Method of determining amount involved
SCP REAL ASSETS FUND (A) LP	S	1,649,708	BANK RECORDS
WEST FACE ALTERNATIVE CREDIT CAYMAN LP	B	18,278,047	BANK RECORDS
WEST FACE ALTERNATIVE CREDIT CAYMAN LP	S	2,875,138	BANK RECORDS
LUCILE SALTER PACKARD CHILDRENS HOSPITAL	J	1,687,520	BOOK
LUCILE SALTER PACKARD CHILDRENS HOSPITAL	K	907,201	BOOK
LUCILE SALTER PACKARD CHILDRENS HOSPITAL	L	214,486,262	BOOK
LUCILE SALTER PACKARD CHILDRENS HOSPITAL	M	2,305,464	BOOK
LUCILE SALTER PACKARD CHILDRENS HOSPITAL	N	961,581	BOOK
LUCILE SALTER PACKARD CHILDRENS HOSPITAL	R	30,000	BOOK
LUCILE SALTER PACKARD CHILDRENS HOSPITAL	S	23,504,707	BOOK
STANFORD HEALTH CARE	J	5,300,037	BOOK
STANFORD HEALTH CARE	K	6,830,026	BOOK
STANFORD HEALTH CARE	L	627,640,267	BOOK
STANFORD HEALTH CARE	M	32,150,000	BOOK
STANFORD HEALTH CARE	N	2,292,346	BOOK
STANFORD HEALTH CARE	R	4,043,284	BOOK
STANFORD HEALTH CARE	S	66,458,058	BOOK
ALPINE CHALET INC	A	6,421	BOOK
PACKARD CHILDREN'S HEALTH ALLIANCE	Q	298,180	BOOK
STANFORD PET-CT LLC	L	2,214,411	BOOK
STANFORD PET-CT LLC	S	5,575,102	BOOK
STANFORD UNIVERSITY BOOKSTORE	A	119,249	BOOK
THE DUDLEY E CHAMBERS FOUNDATION	C	2,983,127	BOOK
THE HONG KONGSTANFORD UNIVERSITY CHARITABLE	C	2,195,244	BOOK
THE STANFORD TRUST	C	75,000	BANK RECORDS

Form 990, Schedule R, Part V - Transactions With Related Organizations

(a) Name of related organization	(b) Transaction type(a-s)	(c) Amount Involved	(d) Method of determining amount involved
UNIVERSITY HEALTHCARE ALLIANCE	L	305,821	BOOK
STANFORD FACULTY CLUB	B	377,858	BOOK
STANFORD FACULTY CLUB	Q	221,767	BOOK
STANFORD SCHOOLS CORPORATION	B	949,000	BOOK
THE FREIDENRICH SUPPORT FOUNDATION	C	3,272,500	BOOK
STANFORD (BEIJING) CONSULTING CO LTD (WFOE)	M	835,419	BOOK
SHR HOLDINGS INC	C	9,389,120	BOOK
SHR HOLDINGS INC	Q	1,779,763	BOOK
SHR HOLDINGS INC	R	17,283	BOOK
STANFORD FEDERAL CREDIT UNION	A	188,298	BOOK
MIDPOINT TECHNOLOGY PARK OWNERS ASSOCIATION	M	313,056	BOOK
MIDPOINT TECHNOLOGY PARK OWNERS ASSOCIATION	P	370,150	BOOK
STANFORD UNIVERSITY EMPLOYEE BENEFITS TRUST	R	16,366,020	BOOK
STANFORD FEDERAL CREDIT UNION	L	196,831	BOOK
STANFORD PROGRAMME(CAPE TOWN) NPC	R	703,812	BOOK
ARCOLA RESIDENTIAL DEVELOPMENT CORPORATION	A	689,530	BOOK
STANFORD EMANUEL RAD ONCOLOGY CENTER	L	339,885	BOOK