

Form **990-PF**

Department of the Treasury
Internal Revenue Service

Return of Private Foundation
or Section 4947(a)(1) Nonexempt Charitable Trust
Treated as a Private Foundation

Note. The foundation may be able to use a copy of this return to satisfy state reporting requirements

OMB No 1545-0052
2010

For calendar year 2010, or tax year beginning 01-01-2010 , and ending 12-31-2010

G Check all that apply

☐ Initial return

☐ Initial return of a former public charity

☐ Final return

☐ Amended return

☐ Address change

☐ Name change

Name of foundation
McLean Contributionship

Number and street (or P O box number if mail is not delivered to street address)
945 HAVERFORD RD

City or town, state, and ZIP code
BRYN MAWR, PA 19010

A Employer identification number
23-6396940

B Telephone number (see page 10 of the instructions)
(610) 527-6330

C If exemption application is pending, check here ☐
D 1. Foreign organizations, check here ☐
2. Foreign organizations meeting the 85% test, check here and attach computation ☐
E If private foundation status was terminated under section 507(b)(1)(A), check here ☐
F If the foundation is in a 60-month termination under section 507(b)(1)(B), check here ☐

H Check type of organization ☒ Section 501(c)(3) exempt private foundation
☐ Section 4947(a)(1) nonexempt charitable trust ☐ Other taxable private foundation

I Fair market value of all assets at end of year (from Part II, col. (c), line 16)
\$ 38,593,879

J Accounting method ☒ Cash ☐ Accrual
☐ Other (specify) _____
(Part I, column (d) must be on cash basis.)

Part I Analysis of Revenue and Expenses (The total of amounts in columns (b), (c), and (d) may not necessarily equal the amounts in column (a) (see page 11 of the instructions))		(a) Revenue and expenses per books	(b) Net investment income	(c) Adjusted net income	(d) Disbursements for charitable purposes (cash basis only)
Revenue	1 Contributions, gifts, grants, etc , received (attach schedule)	68,966			
	2 Check <input type="checkbox"/> if the foundation is not required to attach Sch B				
	3 Interest on savings and temporary cash investments				
	4 Dividends and interest from securities.	1,094,913	1,094,913	1,094,913	
	5a Gross rents				
	b Net rental income or (loss) _____				
	6a Net gain or (loss) from sale of assets not on line 10	1,245,947			
	b Gross sales price for all assets on line 6a <u>10,207,952</u>				
	7 Capital gain net income (from Part IV, line 2)		1,245,947		
	8 Net short-term capital gain				
	9 Income modifications				
	10a Gross sales less returns and allowances				
	b Less Cost of goods sold				
Operating and Administrative Expenses	c Gross profit or (loss) (attach schedule)				
	11 Other income (attach schedule)	5,524			
	12 Total. Add lines 1 through 11	2,415,350	2,340,860	1,094,913	
	13 Compensation of officers, directors, trustees, etc	0			
	14 Other employee salaries and wages				
	15 Pension plans, employee benefits				
	16a Legal fees (attach schedule)	7,253	0	0	0
	b Accounting fees (attach schedule)				
	c Other professional fees (attach schedule)	145,419	145,419	145,419	
	17 Interest				
	18 Taxes (attach schedule) (see page 14 of the instructions)	60,000			
	19 Depreciation (attach schedule) and depletion . . .				
	20 Occupancy				
	21 Travel, conferences, and meetings				
	22 Printing and publications				
	23 Other expenses (attach schedule)	128,045	15,961	15,961	112,084
	24 Total operating and administrative expenses. Add lines 13 through 23	340,717	161,380	161,380	112,084
	25 Contributions, gifts, grants paid	2,114,120			2,114,120
	26 Total expenses and disbursements. Add lines 24 and 25	2,454,837	161,380	161,380	2,226,204
	27 Subtract line 26 from line 12				
	a Excess of revenue over expenses and disbursements	-39,487			
	b Net investment income (if negative, enter -0-)		2,179,480		
	c Adjusted net income (if negative, enter -0-)			933,533	

For Privacy Act and Paperwork Reduction Act Notice, see page 30 of the instructions.

Cat No 11289X

Form **990-PF** (2010)

Part II Balance Sheets		Attached schedules and amounts in the description column should be for end-of-year amounts only (See instructions)	Beginning of year	End of year	
			(a) Book Value	(b) Book Value	(c) Fair Market Value
Assets	1	Cash—non-interest-bearing	37,079	139,197	139,197
	2	Savings and temporary cash investments			
	3	Accounts receivable ▶ _____ Less allowance for doubtful accounts ▶ _____			
	4	Pledges receivable ▶ _____ Less allowance for doubtful accounts ▶ _____			
	5	Grants receivable			
	6	Receivables due from officers, directors, trustees, and other disqualified persons (attach schedule) (see page 15 of the instructions)			
	7	Other notes and loans receivable (attach schedule) ▶ _____ Less allowance for doubtful accounts ▶ _____			
	8	Inventories for sale or use			
	9	Prepaid expenses and deferred charges			
	10a	Investments—U S and state government obligations (attach schedule)	3,549,451	<input checked="" type="checkbox"/> 2,888,940	3,073,809
	b	Investments—corporate stock (attach schedule)	29,052,630	<input checked="" type="checkbox"/> 22,248,477	30,727,394
	c	Investments—corporate bonds (attach schedule)	3,429,890	<input checked="" type="checkbox"/> 2,757,339	3,003,045
	11	Investments—land, buildings, and equipment basis ▶ _____ Less accumulated depreciation (attach schedule) ▶ _____			
	12	Investments—mortgage loans	1,135,169	16,943	20,575
	13	Investments—other (attach schedule)	2,216,859	<input checked="" type="checkbox"/> 1,629,859	1,629,859
	14	Land, buildings, and equipment basis ▶ _____ Less accumulated depreciation (attach schedule) ▶ _____			
15	Other assets (describe ▶ _____)				
16	Total assets (to be completed by all filers—see the instructions Also, see page 1, item I)	39,421,078	29,680,755	38,593,879	
Liabilities	17	Accounts payable and accrued expenses	0		
	18	Grants payable			
	19	Deferred revenue			
	20	Loans from officers, directors, trustees, and other disqualified persons			
	21	Mortgages and other notes payable (attach schedule)			
	22	Other liabilities (describe ▶ _____)			
	23	Total liabilities (add lines 17 through 22)	0	0	
Net Assets or Fund Balances	Foundations that follow SFAS 117, check here ▶ <input type="checkbox"/> and complete lines 24 through 26 and lines 30 and 31.				
	24	Unrestricted			
	25	Temporarily restricted			
	26	Permanently restricted			
	Foundations that do not follow SFAS 117, check here ▶ <input checked="" type="checkbox"/> and complete lines 27 through 31.				
	27	Capital stock, trust principal, or current funds	5,925,114	5,994,080	
	28	Paid-in or capital surplus, or land, bldg , and equipment fund			
	29	Retained earnings, accumulated income, endowment, or other funds	33,495,964	23,686,675	
	30	Total net assets or fund balances (see page 17 of the instructions)	39,421,078	29,680,755	
	31	Total liabilities and net assets/fund balances (see page 17 of the instructions)	39,421,078	29,680,755	

Part III Analysis of Changes in Net Assets or Fund Balances		
1	Total net assets or fund balances at beginning of year—Part II, column (a), line 30 (must agree with end-of-year figure reported on prior year’s return)	1 39,421,078
2	Enter amount from Part I, line 27a	2 -39,487
3	Other increases not included in line 2 (itemize) ▶ <input checked="" type="checkbox"/> _____	3 184,617
4	Add lines 1, 2, and 3	4 39,566,208
5	Decreases not included in line 2 (itemize) ▶ <input checked="" type="checkbox"/> _____	5 9,885,453
6	Total net assets or fund balances at end of year (line 4 minus line 5)—Part II, column (b), line 30	6 29,680,755

Part IV

Capital Gains and Losses for Tax on Investment Income

(a) List and describe the kind(s) of property sold (e g , real estate, 2-story brick warehouse, or common stock, 200 shs MLC Co)		(b) How acquired P—Purchase D—Donation	(c) Date acquired (mo , day, yr)	(d) Date sold (mo , day, yr)
1a	See Additional Data Table			
b				
c				
d				
e				
(e) Gross sales price		(f) Depreciation allowed (or allowable)	(g) Cost or other basis plus expense of sale	(h) Gain or (loss) (e) plus (f) minus (g)
a	See Additional Data Table			
b				
c				
d				
e				
Complete only for assets showing gain in column (h) and owned by the foundation on 12/31/69			(I) Gains (Col (h) gain minus col (k), but not less than -0-) or Losses (from col (h))	
(i) F M V as of 12/31/69		(j) Adjusted basis as of 12/31/69	(k) Excess of col (i) over col (j), if any	
a	See Additional Data Table			
b				
c				
d				
e				
2	Capital gain net income or (net capital loss) <div>If gain, also enter in Part I, line 7 If (loss), enter -0- in Part I, line 7</div>			21,245,947
3	Net short-term capital gain or (loss) as defined in sections 1222(5) and (6) <div>If gain, also enter in Part I, line 8, column (c) (see pages 13 and 17 of the instructions) If (loss), enter -0- in Part I, line 8</div>			3

Part V

Qualification Under Section 4940(e) for Reduced Tax on Net Investment Income

(For optional use by domestic private foundations subject to the section 4940(a) tax on net investment income)

If section 4940(d)(2) applies, leave this part blank

Was the foundation liable for the section 4942 tax on the distributable amount of any year in the base period? ☐ Yes ☒ No
If "Yes," the foundation does not qualify under section 4940(e) Do not complete this part

1 Enter the appropriate amount in each column for each year, see page 18 of the instructions before making any entries			
(a) Base period years Calendar year (or tax year beginning in)	(b) Adjusted qualifying distributions	(c) Net value of noncharitable-use assets	(d) Distribution ratio (col (b) divided by col (c))
2009	2,098,293	41,887,102	0 050094
2008	2,564,778	48,576,160	0 052799
2007	2,886,395	55,807,939	0 05172
2006	2,761,698	52,905,835	0 0522
2005	2,840,735	52,300,676	0 054315
2	Total of line 1, column (d).		20 261128
3	Average distribution ratio for the 5-year base period—divide the total on line 2 by 5, or by the number of years the foundation has been in existence if less than 5 years		30 052226
4	Enter the net value of noncharitable-use assets for 2010 from Part X, line 5.		441,502,172
5	Multiply line 4 by line 3.		52,167,492
6	Enter 1% of net investment income (1% of Part I, line 27b).		621,795
7	Add lines 5 and 6.		72,189,287
8	Enter qualifying distributions from Part XII, line 4.		82,226,204
If line 8 is equal to or greater than line 7, check the box in Part VI, line 1b, and complete that part using a 1% tax rate See the Part VI instructions on page 18			

Part VIExcise Tax Based on Investment Income (Section 4940(a), 4940(b), 4940(e), or 4948—see page 18 of the instructions)			
1aExempt operating foundations described in section 4940(d)(2), check here <input type="checkbox"/> and enter "N/A" on line 1 Date of ruling or determination letter _____ (attach copy of letter if necessary—see instructions)			
bDomestic foundations that meet the section 4940(e) requirements in Part V, check here <input checked="" type="checkbox"/> and enter 1% of Part I, line 27b		1	21,795
cAll other domestic foundations enter 2% of line 27b Exempt foreign organizations enter 4% of Part I, line 12, col (b)			
2Tax under section 511 (domestic section 4947(a)(1) trusts and taxable foundations only Others enter -0-)		2	
3Add lines 1 and 2.		3	21,795
4Subtitle A (income) tax (domestic section 4947(a)(1) trusts and taxable foundations only Others enter -0-)		4	
5Tax based on investment income. Subtract line 4 from line 3 If zero or less, enter -0-		5	21,795
6Credits/Payments			
a	2010 estimated tax payments and 2009 overpayment credited to 2010	6a	64,413
b	Exempt foreign organizations—tax withheld at source	6b	
c	Tax paid with application for extension of time to file (Form 8868)	6c	
d	Backup withholding erroneously withheld	6d	
7Total credits and payments Add lines 6a through 6d.		7	64,413
8Enter any penalty for underpayment of estimated tax Check here <input type="checkbox"/> if Form 2220 is attached		8	
9Tax due. If the total of lines 5 and 8 is more than line 7, enter amount owed		9	
10Overpayment. If line 7 is more than the total of lines 5 and 8, enter the amount overpaid.		10	42,618
11Enter the amount of line 10 to be Credited to 2011 estimated tax 42,618 Refunded		11	

Part VII-AStatements Regarding Activities			
1aDuring the tax year, did the foundation attempt to influence any national, state, or local legislation or did it participate or intervene in any political campaign? <input checked="" type="checkbox"/>			YesNo
bDid it spend more than \$100 during the year (either directly or indirectly) for political purposes (see page 19 of the instructions for definition)? If the answer is "Yes" to 1a or 1b, attach a detailed description of the activities and copies of any materials published or distributed by the foundation in connection with the activities.		1a1b	NoNo
cDid the foundation file Form 1120-POL for this year?.		1c	No
dEnter the amount (if any) of tax on political expenditures (section 4955) imposed during the year (1) On the foundation \$ (2) On foundation managers \$			
eEnter the reimbursement (if any) paid by the foundation during the year for political expenditure tax imposed on foundation managers \$			
2Has the foundation engaged in any activities that have not previously been reported to the IRS? If "Yes," attach a detailed description of the activities.		2	No
3Has the foundation made any changes, not previously reported to the IRS, in its governing instrument, articles of incorporation, or bylaws, or other similar instruments? If "Yes," attach a conformed copy of the changes <input checked="" type="checkbox"/>		3	No
4aDid the foundation have unrelated business gross income of \$1,000 or more during the year?.		4a	No
bIf "Yes," has it filed a tax return on Form 990-T for this year?.		4b	
5Was there a liquidation, termination, dissolution, or substantial contraction during the year? If "Yes," attach the statement required by General Instruction T. <input checked="" type="checkbox"/>		5	No
6Are the requirements of section 508(e) (relating to sections 4941 through 4945) satisfied either • By language in the governing instrument, or • By state legislation that effectively amends the governing instrument so that no mandatory directions that conflict with the state law remain in the governing instrument?		6	Yes
7Did the foundation have at least \$5,000 in assets at any time during the year? If "Yes," complete Part II, col (c), and Part XV		7	Yes
8aEnter the states to which the foundation reports or with which it is registered (see page 19 of the instructions) PA			
bIf the answer is "Yes" to line 7, has the foundation furnished a copy of Form 990-PF to the Attorney General (or designate) of each state as required by General Instruction G? If "No," attach explanation .		8b	Yes
9Is the foundation claiming status as a private operating foundation within the meaning of section 4942(j)(3) or 4942(j)(5) for calendar year 2010 or the taxable year beginning in 2010 (see instructions for Part XIV on page 27)? If "Yes," complete Part XIV		9	No
10Did any persons become substantial contributors during the tax year? If "Yes," attach a schedule listing their names and addresses		10	No

Part VII-A

Statements Regarding Activities *(continued)*

11	At any time during the year, did the foundation, directly or indirectly, own a controlled entity within the meaning of section 512(b)(13)? If "Yes," attach schedule (see page 20 of the instructions).	11		No		
12	Did the foundation acquire a direct or indirect interest in any applicable insurance contract before August 17, 2008?	12		No		
13	Did the foundation comply with the public inspection requirements for its annual returns and exemption application? Website address ▶ <u>http //fdncenter org/grantmaker/mclean</u>	13	Yes			
14	The books are in care of ▶ <u>CHARLES E CATHERWOOD</u> Telephone no ▶ <u>(610) 527-6330</u> Located at ▶ <u>945 HAVERFORD RD STE A BRYN MAWR PA</u> ZIP+4 ▶ <u>190103814</u>					
15	Section 4947(a)(1) nonexempt charitable trusts filing Form 990-PF in lieu of Form 1041 —Check here ▶ <input type="checkbox"/> and enter the amount of tax-exempt interest received or accrued during the year ▶ <table><tr><td>15</td><td></td></tr></table>	15				
15						
16	At any time during calendar year 2010, did the foundation have an interest in or a signature or other authority over a bank, securities, or other financial account in a foreign country?	16				
See page 20 of the instructions for exceptions and filing requirements for Form TD F 90-22.1. If "Yes", enter the name of the foreign country ▶						

Part VII-B

Statements Regarding Activities for Which Form 4720 May Be Required

File Form 4720 if any item is checked in the "Yes" column, unless an exception applies.			Yes	No
1a	During the year did the foundation (either directly or indirectly) (1) Engage in the sale or exchange, or leasing of property with a disqualified person? <input type="checkbox"/> Yes <input checked="" type="checkbox"/> No (2) Borrow money from, lend money to, or otherwise extend credit to (or accept it from) a disqualified person? <input type="checkbox"/> Yes <input checked="" type="checkbox"/> No (3) Furnish goods, services, or facilities to (or accept them from) a disqualified person? <input type="checkbox"/> Yes <input checked="" type="checkbox"/> No (4) Pay compensation to, or pay or reimburse the expenses of, a disqualified person? <input type="checkbox"/> Yes <input checked="" type="checkbox"/> No (5) Transfer any income or assets to a disqualified person (or make any of either available for the benefit or use of a disqualified person)? <input type="checkbox"/> Yes <input checked="" type="checkbox"/> No (6) Agree to pay money or property to a government official? (Exception. Check "No" if the foundation agreed to make a grant to or to employ the official for a period after termination of government service, if terminating within 90 days). <input type="checkbox"/> Yes <input checked="" type="checkbox"/> No			
b	If any answer is "Yes" to 1a(1)–(6), did any of the acts fail to qualify under the exceptions described in Regulations section 53.4941(d)-3 or in a current notice regarding disaster assistance (see page 20 of the instructions)? . . . Organizations relying on a current notice regarding disaster assistance check here. ▶ <input type="checkbox"/>	1b		
c	Did the foundation engage in a prior year in any of the acts described in 1a, other than excepted acts, that were not corrected before the first day of the tax year beginning in 2010?	1c		No
2	Taxes on failure to distribute income (section 4942) (does not apply for years the foundation was a private operating foundation defined in section 4942(j)(3) or 4942(j)(5))			
a	At the end of tax year 2010, did the foundation have any undistributed income (lines 6d and 6e, Part XIII) for tax year(s) beginning before 2010? <input type="checkbox"/> Yes <input checked="" type="checkbox"/> No If "Yes," list the years ▶ 20____, 20____, 20____, 20____			
b	Are there any years listed in 2a for which the foundation is not applying the provisions of section 4942(a)(2) (relating to incorrect valuation of assets) to the year's undistributed income? (If applying section 4942(a)(2) to all years listed, answer "No" and attach statement—see page 20 of the instructions).	2b		
c	If the provisions of section 4942(a)(2) are being applied to any of the years listed in 2a, list the years here ▶ 20____, 20____, 20____, 20____			
3a	Did the foundation hold more than a 2% direct or indirect interest in any business enterprise at any time during the year? <input type="checkbox"/> Yes <input checked="" type="checkbox"/> No			
b	If "Yes," did it have excess business holdings in 2010 as a result of (1) any purchase by the foundation or disqualified persons after May 26, 1969, (2) the lapse of the 5-year period (or longer period approved by the Commissioner under section 4943(c)(7)) to dispose of holdings acquired by gift or bequest, or (3) the lapse of the 10-, 15-, or 20-year first phase holding period? (<i>Use Schedule C, Form 4720, to determine if the foundation had excess business holdings in 2010.</i>).	3b		
4a	Did the foundation invest during the year any amount in a manner that would jeopardize its charitable purposes?	4a		No
b	Did the foundation make any investment in a prior year (but after December 31, 1969) that could jeopardize its charitable purpose that had not been removed from jeopardy before the first day of the tax year beginning in 2010?	4b		No

Part VII-B

Statements Regarding Activities for Which Form 4720 May Be Required (continued)

5a During the year did the foundation pay or incur any amount to				
(1) Carry on propaganda, or otherwise attempt to influence legislation (section 4945(e))?		<input type="checkbox"/> Yes	<input checked="" type="checkbox"/> No	
(2) Influence the outcome of any specific public election (see section 4955), or to carry on, directly or indirectly, any voter registration drive?		<input type="checkbox"/> Yes	<input checked="" type="checkbox"/> No	
(3) Provide a grant to an individual for travel, study, or other similar purposes?		<input type="checkbox"/> Yes	<input checked="" type="checkbox"/> No	
(4) Provide a grant to an organization other than a charitable, etc , organization described in section 509(a)(1), (2), or (3), or section 4940(d)(2)? (see page 22 of the instructions).		<input type="checkbox"/> Yes	<input checked="" type="checkbox"/> No	
(5) Provide for any purpose other than religious, charitable, scientific, literary, or educational purposes, or for the prevention of cruelty to children or animals?		<input type="checkbox"/> Yes	<input checked="" type="checkbox"/> No	
b If any answer is "Yes" to 5a(1)–(5), did any of the transactions fail to qualify under the exceptions described in Regulations section 53.4945 or in a current notice regarding disaster assistance (see page 22 of the instructions)?		5b		
Organizations relying on a current notice regarding disaster assistance check here.				
c If the answer is "Yes" to question 5a(4), does the foundation claim exemption from the tax because it maintained expenditure responsibility for the grant?				
If "Yes," attach the statement required by Regulations section 53.4945–5(d).				
6a Did the foundation, during the year, receive any funds, directly or indirectly, to pay premiums on a personal benefit contract?				
b Did the foundation, during the year, pay premiums, directly or indirectly, on a personal benefit contract?		6b		No
If "Yes" to 6b, file Form 8870.				
7a At any time during the tax year, was the foundation a party to a prohibited tax shelter transaction?				
b If yes, did the foundation receive any proceeds or have any net income attributable to the transaction?		7b		

Part VIII

Information About Officers, Directors, Trustees, Foundation Managers, Highly Paid Employees, and Contractors

1 List all officers, directors, trustees, foundation managers and their compensation (see page 22 of the instructions).				
(a) Name and address	(b) Title, and average hours per week devoted to position	(c) Compensation (If not paid, enter -0-)	(d) Contributions to employee benefit plans and deferred compensation	(e) Expense account, other allowances
See Additional Data Table				
2 Compensation of five highest-paid employees (other than those included on line 1—see page 23 of the instructions). If none, enter "NONE."				
(a) Name and address of each employee paid more than \$50,000	(b) Title, and average hours per week devoted to position	(c) Compensation	(d) Contributions to employee benefit plans and deferred compensation	(e) Expense account, other allowances
Total number of other employees paid over \$50,000.				

Part VIII

Information About Officers, Directors, Trustees, Foundation Managers, Highly Paid Employees, and Contractors (continued)

3 Five highest-paid independent contractors for professional services (see page 23 of the instructions). If none, enter "NONE".		
(a) Name and address of each person paid more than \$50,000	(b) Type of service	(c) Compensation
JOHN W BRISTOL & COMPANY INC 48 WALL ST NEW YORK, NH 10005	INVESTMENT MGMT	145,419
Total number of others receiving over \$50,000 for professional services.		

Part IX-A

Summary of Direct Charitable Activities

List the foundation's four largest direct charitable activities during the tax year. Include relevant statistical information such as the number of organizations and other beneficiaries served, conferences convened, research papers produced, etc	Expenses
1	
2	
3	
4	

Part IX-B

Summary of Program-Related Investments (see page 24 of the instructions)

Describe the two largest program-related investments made by the foundation during the tax year on lines 1 and 2	Amount
1 NONE	
2	
All other program-related investments. See page 24 of the instructions.	
3	
Total. Add lines 1 through 3.	

Part X

Minimum Investment Return (All domestic foundations must complete this part. Foreign foundations, see page 24 of the instructions.)

1	Fair market value of assets not used (or held for use) directly in carrying out charitable, etc , purposes		
a	Average monthly fair market value of securities.	1a	42,009,951
b	Average of monthly cash balances.	1b	124,234
c	Fair market value of all other assets (see page 24 of the instructions).	1c	0
d	Total (add lines 1a, b, and c).	1d	42,134,185
e	Reduction claimed for blockage or other factors reported on lines 1a and 1c (attach detailed explanation).	1e	
2	Acquisition indebtedness applicable to line 1 assets.	2	0
3	Subtract line 2 from line 1d.	3	42,134,185
4	Cash deemed held for charitable activities Enter 1 1/2% of line 3 (for greater amount, see page 25 of the instructions).	4	632,013
5	Net value of noncharitable-use assets. Subtract line 4 from line 3 Enter here and on Part V, line 4	5	41,502,172
6	Minimum investment return. Enter 5% of line 5.	6	2,075,109

Part XI

Distributable Amount (see page 25 of the instructions) (Section 4942(j)(3) and (j)(5) private operating foundations and certain foreign organizations check here ☒ and do not complete this part.)

1	Minimum investment return from Part X, line 6.	1	2,075,109
2a	Tax on investment income for 2010 from Part VI, line 5.	2a	21,795
b	Income tax for 2010 (This does not include the tax from Part VI).	2b	
c	Add lines 2a and 2b.	2c	21,795
3	Distributable amount before adjustments Subtract line 2c from line 1.	3	2,053,314
4	Recoveries of amounts treated as qualifying distributions.	4	
5	Add lines 3 and 4.	5	2,053,314
6	Deduction from distributable amount (see page 25 of the instructions).	6	
7	Distributable amount as adjusted Subtract line 6 from line 5 Enter here and on Part XIII, line 1.	7	2,053,314

Part XII

Qualifying Distributions (see page 25 of the instructions)

1	Amounts paid (including administrative expenses) to accomplish charitable, etc , purposes		
a	Expenses, contributions, gifts, etc —total from Part I, column (d), line 26.	1a	2,226,204
b	Program-related investments—total from Part IX-B.	1b	0
2	Amounts paid to acquire assets used (or held for use) directly in carrying out charitable, etc , purposes.	2	0
3	Amounts set aside for specific charitable projects that satisfy the		
a	Suitability test (prior IRS approval required).	3a	0
b	Cash distribution test (attach the required schedule).	3b	0
4	Qualifying distributions. Add lines 1a through 3b Enter here and on Part V, line 8, and Part XIII, line 4	4	2,226,204
5	Foundations that qualify under section 4940(e) for the reduced rate of tax on net investment income Enter 1% of Part I, line 27b (see page 26 of the instructions).	5	21,795
6	Adjusted qualifying distributions. Subtract line 5 from line 4.	6	2,204,409
Note: The amount on line 6 will be used in Part V, column (b), in subsequent years when calculating whether the foundation qualifies for the section 4940(e) reduction of tax in those years			

Part XIII

Undistributed Income (see page 26 of the instructions)

		(a) Corpus	(b) Years prior to 2009	(c) 2009	(d) 2010
1		Distributable amount for 2010 from Part XI, line 7			
2		Undistributed income, if any, as of the end of 2010			
a		Enter amount for 2009 only. 0			
b		Total for prior years 2008 , 2007 , 2006 0			
3		Excess distributions carryover, if any, to 2010			
a		From 2005. 307,387			
b		From 2006. 180,831			
c		From 2007. 225,107			
d		From 2008. 158,202			
e		From 2009. 24,412			
f		Total of lines 3a through e. 895,939			
4		Qualifying distributions for 2010 from Part XII, line 4 ▶ \$ 2,226,204			
a		Applied to 2009, but not more than line 2a 0			
b		Applied to undistributed income of prior years (Election required—see page 26 of the instructions)			
c		Treated as distributions out of corpus (Election required—see page 26 of the instructions).			
d		Applied to 2010 distributable amount. 2,053,314			
e		Remaining amount distributed out of corpus 172,890			
5		Excess distributions carryover applied to 2010 (If an amount appears in column (d), the same amount must be shown in column (a).)			
6		Enter the net total of each column as indicated below:			
a		Corpus Add lines 3f, 4c, and 4e Subtract line 5 1,068,829			
b		Prior years' undistributed income Subtract line 4b from line 2b 0			
c		Enter the amount of prior years' undistributed income for which a notice of deficiency has been issued, or on which the section 4942(a) tax has been previously assessed.			
d		Subtract line 6c from line 6b Taxable amount—see page 27 of the instructions 0			
e		Undistributed income for 2009 Subtract line 4a from line 2a Taxable amount—see page 27 of the instructions 0			
f		Undistributed income for 2010 Subtract lines 4d and 5 from line 1 This amount must be distributed in 2011 0			
7		Amounts treated as distributions out of corpus to satisfy requirements imposed by section 170(b)(1)(F) or 4942(g)(3) (see page 27 of the instructions)			
8		Excess distributions carryover from 2005 not applied on line 5 or line 7 (see page 27 of the instructions) 307,387			
9		Excess distributions carryover to 2011. Subtract lines 7 and 8 from line 6a 761,442			
10		Analysis of line 9			
a		Excess from 2006. 180,831			
b		Excess from 2007. 225,107			
c		Excess from 2008. 158,202			
d		Excess from 2009. 24,412			
e		Excess from 2010. 172,890			

Part XIV

Private Operating Foundations (see page 27 of the instructions and Part VII-A, question 9)

1a

If the foundation has received a ruling or determination letter that it is a private operating foundation, and the ruling is effective for 2010, enter the date of the ruling.

b

Check box to indicate whether the organization is a private operating foundation described in section 4942(j)(3) or 4942(j)(5)

☐ 4942(j)(3) or ☐ 4942(j)(5)

2a	Enter the lesser of the adjusted net income from Part I or the minimum investment return from Part X for each year listed	Tax year	Prior 3 years			(e) Total
		(a) 2010	(b) 2009	(c) 2008	(d) 2007	
b	85% of line 2a					
c	Qualifying distributions from Part XII, line 4 for each year listed					
d	Amounts included in line 2c not used directly for active conduct of exempt activities					
e	Qualifying distributions made directly for active conduct of exempt activities Subtract line 2d from line 2c					
3	Complete 3a, b, or c for the alternative test relied upon					
a	"Assets" alternative test—enter					
	(1) Value of all assets					
	(2) Value of assets qualifying under section 4942(j)(3)(B)(i)					
b	"Endowment" alternative test— enter 2/3 of minimum investment return shown in Part X, line 6 for each year listed. . . .					
c	"Support" alternative test—enter					
	(1) Total support other than gross investment income (interest, dividends, rents, payments on securities loans (section 512(a)(5)), or royalties)					
	(2) Support from general public and 5 or more exempt organizations as provided in section 4942(j)(3)(B)(iii).					
	(3) Largest amount of support from an exempt organization					
	(4) Gross investment income					

Part XV

Supplementary Information (Complete this part only if the organization had \$5,000 or more in assets at any time during the year—see page 27 of the instructions.)

1

Information Regarding Foundation Managers:

a

List any managers of the foundation who have contributed more than 2% of the total contributions received by the foundation before the close of any tax year (but only if they have contributed more than \$5,000) (See section 507(d)(2))

NA

b

List any managers of the foundation who own 10% or more of the stock of a corporation (or an equally large portion of the ownership of a partnership or other entity) of which the foundation has a 10% or greater interest

NA

2

Information Regarding Contribution, Grant, Gift, Loan, Scholarship, etc., Programs:

Check here ☐ if the foundation only makes contributions to preselected charitable organizations and does not accept unsolicited requests for funds If the foundation makes gifts, grants, etc (see page 28 of the instructions) to individuals or organizations under other conditions, complete items 2a, b, c, and d

a

The name, address, and telephone number of the person to whom applications should be addressed

Sandra L McLean
945 Haverford Rd Ste A
Bryn Mawr, PA 19010
(610) 527-6330

b

The form in which applications should be submitted and information and materials they should include

THE CONTRIBUTIONSHIP ACCEPTS THE COMMON GRANT APPLICATION FORM OF DELAWARE VALLEY GRANTMAKERS ASSOCIATION APPLICATION ALSO CAN BE MADE BY LETTER, WHICH DESCRIBES AND JUSTIFIES THE PROJECT A BUDGET AND AND TIMETABLE IS REQUIRED AS WELL AS A STRATEGY FOR SECURING FUNDING A FINANCIAL STATEMENT FOR THE LATEST YEAR SHOULD ACCOMPANY EACH APPLICATION IN ADDITION TO INTERIM OPERATING STATEMENTS OR BUDGETS FOR FUTURE PERIODS IF APPROPRIATE EVIDENCE OF TAX EXEMPT STATUS IS REQUIRED PLUS A LIST OF OFFICERS AND DIRECTORS IF THE PROJECT FALLS WITHIN THE FRAMEWORK OF CURRENT PRIORITIES, MORE DETAILED INFORMATION MAY BE REQUESTED AS WELL AS A MEETING OR AN ON-SITE VISIT

c

Any submission deadlines

THE TRUSTEES MEET SEVERAL TIMES A YEAR, AND THE CONTRIBUTIONSHIP ACCEPTS AND PROCESSES APPLICATIONS

d

Any restrictions or limitations on awards, such as by geographical areas, charitable fields, kinds of institutions, or other factors

THE CONTRIBUTIONSHIP DOES NOT FUND THE COSTS OR EXPENSES OF EXISTING STAFF ALLOCATED TO A PROJECT IT IS ASKED TO SUPPORT THE RECIPIENT OF A GRANT IS EXPECTED TO MAKE PERIODIC STATUS REPORTS AS WELL AS A DETAILED ACCOUNTING OF ALL DISBURSEMENTS AT THE CONCLUSION OF THE PROJECT

Part XV

Supplementary Information (continued)

3 Grants and Contributions Paid During the Year or Approved for Future Payment

Recipient	If recipient is an individual, show any relationship to any foundation manager or substantial contributor	Foundation status of recipient	Purpose of grant or contribution	Amount
Name and address (home or business)				
<div><div>a</div><div>Paid during the year</div><div>See Additional Data Table</div></div>				
<div>Total</div>			<div>3a</div>	2,114,120
<div><div>b</div><div>Approved for future payment</div><div>See Additional Data Table</div></div>				
<div>Total</div>			<div>3b</div>	972,500

Enter gross amounts unless otherwise indicated

Part XVI-B Relationship of Activities to the Accomplishment of Exempt Purposes

Form **990-PF** (2010)

Part XVII

Information Regarding Transfers To and Transactions and Relationships With Noncharitable Exempt Organizations

1

Did the organization directly or indirectly engage in any of the following with any other organization described in section 501(c) of the Code (other than section 501(c)(3) organizations) or in section 527, relating to political organizations?

a

Transfers from the reporting foundation to a noncharitable exempt organization of

1

Cash.

2

Other assets.

b

Other transactions

1

Sales of assets to a noncharitable exempt organization.

2

Purchases of assets from a noncharitable exempt organization.

3

Rental of facilities, equipment, or other assets.

4

Reimbursement arrangements.

5

Loans or loan guarantees.

6

Performance of services or membership or fundraising solicitations.

c

Sharing of facilities, equipment, mailing lists, other assets, or paid employees.

d

If the answer to any of the above is "Yes," complete the following schedule. Column (b) should always show the fair market value of the goods, other assets, or services given by the reporting foundation. If the foundation received less than fair market value in any transaction or sharing arrangement, show in column (d) the value of the goods, other assets, or services received.

(a)	(b)	(c)	(d)
Line No	Amount involved	Name of noncharitable exempt organization	Description of transfers, transactions, and sharing arrangements

2a

Is the foundation directly or indirectly affiliated with, or related to, one or more tax-exempt organizations described in section 501(c) of the Code (other than section 501(c)(3)) or in section 527?

Yes

No

b

If "Yes," complete the following schedule

(a)	(b)	(c)
Name of organization	Type of organization	Description of relationship

Sign Here

Under penalties of perjury, I declare that I have examined this return, including accompanying schedules and statements, and to the best of my knowledge and belief, it is true, correct, and complete. Declaration of preparer (other than taxpayer or fiduciary) is based on all information of which preparer has any knowledge.

Signature of officer or trustee

Paid Preparer's Use Only

Preparer's Signature

Firm's name

Firm's address

Schedule B

(Form 990, 990-EZ, or 990-PF)

Department of the Treasury
Internal Revenue Service

Schedule of Contributors

▶ Attach to Form 990, 990-EZ, or 990-PF.

OMB No 1545-0047

2010

Name of organization McLean Contributionship	Employer identification number 23-6396940
---	--

Organization type (check one)

Filers of:	Section:
Form 990 or 990-EZ	<div><input type="checkbox"/> 501(c)() (enter number) organization</div> <div><input type="checkbox"/> 4947(a)(1) nonexempt charitable trust not treated as a private foundation</div> <div><input type="checkbox"/> 527 political organization</div>
Form 990-PF	<div><input checked="" type="checkbox"/> 501(c)(3) exempt private foundation</div> <div><input type="checkbox"/> 4947(a)(1) nonexempt charitable trust treated as a private foundation</div> <div><input type="checkbox"/> 501(c)(3) taxable private foundation</div>

Check if your organization is covered by the **General Rule** or a **Special Rule**.
Note. Only a section 501(c)(7), (8), or (10) organization can check boxes for both the General Rule and a Special Rule. See instructions.

General Rule—

☒ For an organization filing Form 990, 990-EZ, or 990-PF that received, during the year, \$5,000 or more (in money or property) from any one contributor. Complete Parts I and II.

Special Rules

☐ For a section 501(c)(3) organization filing Form 990 or 990-EZ, that met the 33¹/₃% support test of the regulations under sections 509(a)(1) and 170(b)(1)(A)(vi), and received from any one contributor, during the year, a contribution of the greater of **(1)** \$5,000 or **(2)** 2% of the amount on (i) Form 990, Part VIII, line 1h, or (ii) Form 990-EZ, line 1. Complete Parts I and II.

☐ For a section 501(c)(7), (8), or (10) organization filing Form 990, or 990-EZ, that received from any one contributor, during the year, aggregate contributions of more than \$1,000 for use *exclusively* for religious, charitable, scientific, literary, or educational purposes, or the prevention of cruelty to children or animals. Complete Parts I, II, and III.

☐ For a section 501(c)(7), (8), or (10) organization filing Form 990, or 990-EZ, that received from any one contributor, during the year, contributions for use *exclusively* for religious, charitable, etc., purposes, but these contributions did not aggregate to more than \$1,000. If this box is checked, enter here the total contributions that were received during the year for an *exclusively* religious, charitable, etc., purpose. Do not complete any of the parts unless the **General Rule** applies to this organization because it received nonexclusively religious, charitable, etc., contributions of \$5,000 or more during the year. ▶ \$ _____

Caution. An Organization that is not covered by the General Rule and/or the Special Rules does not file Schedule B (Form 990, 990-EZ, or 990-PF), but it **must** answer “No” on Part IV, line 2 of its Form 990, or check the box on line H of its Form 990-EZ, or on line 2 of its Form 990-PF, to certify that it does not meet the filing requirements of Schedule B (Form 990, 990-EZ, or 990-PF).

Name of organization McLean Contributionship	Employer identification number 23-6396940
--	---

Part I Contributors (see Instructions)

(a) No.	(b) Name, address, and ZIP + 4	(c) Aggregate contributions	(d) Type of contribution
<u>1</u>	<div>William McLean</div> <div>945 Haverford Road</div> <div>Bryn Mawr, PA 19010</div>	\$ 15,300	<div> <div>Person <input checked="" type="checkbox"/></div> <div>Payroll <input type="checkbox"/></div> <div>Noncash <input checked="" type="checkbox"/></div> </div> <div>(Complete Part II if there is a noncash contribution)</div>
<u>2</u>	<div>William McLean</div> <div>945 Haverford Road</div> <div>Bryn Mawr, PA 19010</div>	\$ 17,755	<div> <div>Person <input checked="" type="checkbox"/></div> <div>Payroll <input type="checkbox"/></div> <div>Noncash <input checked="" type="checkbox"/></div> </div> <div>(Complete Part II if there is a noncash contribution)</div>
<u>3</u>	<div>Independence Communications Inc</div> <div>960 Rittenhouse Road</div> <div>Norristown, PA 19403</div>	\$ 25,000	<div> <div>Person <input checked="" type="checkbox"/></div> <div>Payroll <input type="checkbox"/></div> <div>Noncash <input type="checkbox"/></div> </div> <div>(Complete Part II if there is a noncash contribution)</div>
<u> </u>		\$	<div> <div>Person <input type="checkbox"/></div> <div>Payroll <input type="checkbox"/></div> <div>Noncash <input type="checkbox"/></div> </div> <div>(Complete Part II if there is a noncash contribution)</div>
<u> </u>		\$	<div> <div>Person <input type="checkbox"/></div> <div>Payroll <input type="checkbox"/></div> <div>Noncash <input type="checkbox"/></div> </div> <div>(Complete Part II if there is a noncash contribution)</div>
<u> </u>		\$	<div> <div>Person <input type="checkbox"/></div> <div>Payroll <input type="checkbox"/></div> <div>Noncash <input type="checkbox"/></div> </div> <div>(Complete Part II if there is a noncash contribution)</div>
<u> </u>		\$	<div> <div>Person <input type="checkbox"/></div> <div>Payroll <input type="checkbox"/></div> <div>Noncash <input type="checkbox"/></div> </div> <div>(Complete Part II if there is a noncash contribution)</div>

Name of organization McLean Contributionship	Employer identification number 23-6396940
---	--

Part II Noncash Property (see Instructions)			
(a) No. from Part I	(b) Description of noncash property given	(c) FMV (or estimate) (see instructions)	(d) Date received
1	securities	\$ 15,300	2010-12-08
(a) No. from Part I	(b) Description of noncash property given	(c) FMV (or estimate) (see instructions)	(d) Date received
2	securities	\$ 17,755	2010-12-14
(a) No. from Part I	(b) Description of noncash property given	(c) FMV (or estimate) (see instructions)	(d) Date received
		\$	
(a) No. from Part I	(b) Description of noncash property given	(c) FMV (or estimate) (see instructions)	(d) Date received
		\$	
(a) No. from Part I	(b) Description of noncash property given	(c) FMV (or estimate) (see instructions)	(d) Date received
		\$	
(a) No. from Part I	(b) Description of noncash property given	(c) FMV (or estimate) (see instructions)	(d) Date received
		\$	
(a) No. from Part I	(b) Description of noncash property given	(c) FMV (or estimate) (see instructions)	(d) Date received
		\$	

Name of organization McLean Contributionship	Employer identification number 23-6396940
---	--

Part III

Exclusively religious, charitable, etc., individual contributions to section 501(c)(7), (8), or (10) organizations aggregating more than \$1,000 for the year. (Complete columns (a) through (e) and the following line entry)
For organizations completing Part III, enter the total of *exclusively* religious, charitable, etc , contributions of **\$1,000 or less** for the year (Enter this information once See instructions) ▶ \$

(a) No. from Part I	(b) Purpose of gift	(c) Use of gift	(d) Description of how gift is held
—	<div></div> <div></div> <div></div>	<div></div> <div></div> <div></div>	<div></div> <div></div> <div></div>
	(e) Transfer of gift		
	Transferee's name, address, and ZIP + 4		Relationship of transferor to transferee
<div></div> <div></div>		<div></div> <div></div> <div></div>	
(a) No. from Part I	(b) Purpose of gift	(c) Use of gift	(d) Description of how gift is held
—	<div></div> <div></div> <div></div>	<div></div> <div></div> <div></div>	<div></div> <div></div> <div></div>
	(e) Transfer of gift		
	Transferee's name, address, and ZIP + 4		Relationship of transferor to transferee
<div></div> <div></div>		<div></div> <div></div> <div></div>	
(a) No. from Part I	(b) Purpose of gift	(c) Use of gift	(d) Description of how gift is held
—	<div></div> <div></div> <div></div>	<div></div> <div></div> <div></div>	<div></div> <div></div> <div></div>
	(e) Transfer of gift		
	Transferee's name, address, and ZIP + 4		Relationship of transferor to transferee
<div></div> <div></div>		<div></div> <div></div> <div></div>	
(a) No. from Part I	(b) Purpose of gift	(c) Use of gift	(d) Description of how gift is held
—	<div></div> <div></div> <div></div>	<div></div> <div></div> <div></div>	<div></div> <div></div> <div></div>
	(e) Transfer of gift		
	Transferee's name, address, and ZIP + 4		Relationship of transferor to transferee
<div></div> <div></div>		<div></div> <div></div> <div></div>	

Additional Data

Software ID:
Software Version:
EIN: 23-6396940
Name: McLean Contributionship

Form 990PF Part IV - Capital Gains and Losses for Tax on Investment Income - Columns a - d

(a) List and describe the kind(s) of property sold (e g , real estate, 2-story brick warehouse, or common stock, 200 shs MLC Co)		(b) How acquired P—Purchase D—Donation	(c) Date acquired (mo , day, yr)	(d) Date sold (mo , day, yr)
A	BOAMS 2007-3 2A8 7 000 09/25/2037	P	2007-09-18	2010-01-25
B	BOAMS 2007-3 2A8 7 000 09/25/2037	P	2007-09-18	2010-02-25
C	BOAMS 2007-3 2A8 7 000 09/25/2037	P	2007-09-18	2010-03-25
D	BOAMS 2007-3 2A8 7 000 09/25/2037	P	2007-09-18	2010-04-25
E	BOAMS 2007-3 2A8 7 000 09/25/2037	P	2007-09-18	2010-05-25
F	BOAMS 2007-3 2A8 7 000 09/25/2037	P	2007-09-18	2010-06-25
G	CITIMTGE 2006-A1 CMO 5 250 9/25/2021	P	2008-01-31	2010-01-25
H	CITIMTGE 2006-A1 CMO 5 250 9/25/2021	P	2008-01-31	2010-02-25
I	CITIMTGE 2006-A1 CMO 5 250 9/25/2021	P	2008-01-31	2010-03-25
J	CITIMTGE 2006-A1 CMO 5 250 9/25/2021	P	2008-01-31	2010-04-25
K	CITIMTGE 2006-A1 CMO 5 250 9/25/2021	P	2008-01-31	2010-05-25
L	CITIMTGE 2006-A1 CMO 5 250 9/25/2021	P	2008-01-31	2010-06-25
M	CITIMTGE 2006-A1 CMO 5 250 9/25/2021	P	2008-01-31	2010-07-25
N	CITIMTGE 2006-A1 CMO 5 250 9/25/2021	P	2008-01-31	2010-08-25
O	CITIMTGE 2006-A1 CMO 5 250 9/25/2021	P	2008-01-31	2010-09-25
P	CITIMTGE 2006-A1 CMO 5 250 9/25/2021	P	2008-01-31	2010-10-25
Q	CITIMTGE 2006-A1 CMO 5 250 9/25/2021	P	2008-01-31	2010-11-25
R	CITIMTGE 2006-A1 CMO 5 250 9/25/2021	P	2008-01-31	2010-12-25
S	COLLEGE + UNIV FACILITY 2D CLO 4 000 6/1/2018	P	1989-03-28	2010-06-01
T	COLLEGE + UNIV FACILITY 2D CLO 4 000 6/1/2018	P	1989-03-08	2010-06-01
U	COLLEGE + UNIV FACILITY 2D CLO 4 000 6/1/2018	P	1989-03-28	2010-12-01
V	COLLEGE + UNIV FACILITY 2D CLO 4 000 6/1/2018	P	1989-03-08	2010-12-01
W	CONTINENTAL AIRLINES INC EETC 1197-4 6 900 1/2/2018	P	2010-03-31	2010-07-02
X	CONTINENTAL AIRLINES INC EETC 6 648 9/15/2017	P	2009-09-29	2010-03-15
Y	CONTINENTAL AIRLINES INC EETC 8 048 11/1/2020	P	2009-09-23	2010-05-01
Z	FHLMC GOLD #A37107 A3 4 500 9/1/2035	P	2005-11-07	2010-01-15
AA	FHLMC GOLD #A37107 A3 4 500 9/1/2035	P	2005-11-07	2010-02-15
AB	FHLMC GOLD #A37107 A3 4 500 9/1/2035	P	2005-11-07	2010-03-15
AC	FHLMC GOLD #A37107 A3 4 500 9/1/2035	P	2005-11-07	2010-03-18
AD	FANNIE MAE REMIC 97-11E CMO 7 000 3/18/2027	P	1997-04-17	2010-01-18

Form 990PF Part IV – Capital Gains and Losses for Tax on Investment Income - Columns a - d

(a) List and describe the kind(s) of property sold (e g , real estate, 2-story brick warehouse, or common stock, 200 shs MLC Co)		(b) How acquired P—Purchase D—Donation	(c) Date acquired (mo , day, yr)	(d) Date sold (mo , day, yr)
AE	FANNIE MAE REMIC 97-11E CMO 7 000 3/18/2027	P	1997-04-17	2010-02-18
AF	FANNIE MAE REMIC 97-11E CMO 7 000 3/18/2027	P	1997-04-17	2010-03-18
AG	FANNIE MAE REMIC 97-11E CMO 7 000 3/18/2027	P	1997-04-17	2010-04-18
AH	FANNIE MAE REMIC 97-11E CMO 7 000 3/18/2027	P	1997-04-17	2010-05-18
AI	FANNIE MAE REMIC 97-11E CMO 7 000 3/18/2027	P	1997-04-17	2010-06-18
AJ	FANNIE MAE REMIC 97-11E CMO 7 000 3/18/2027	P	1997-04-17	2010-07-18
AK	FANNIE MAE REMIC 97-11E CMO 7 000 3/18/2027	P	1997-04-17	2010-08-18
AL	FANNIE MAE REMIC 97-11E CMO 7 000 3/18/2027	P	1997-04-17	2010-09-18
AM	FANNIE MAE REMIC 97-11E CMO 7 000 3/18/2027	P	1997-04-17	2010-10-18
AN	FANNIE MAE REMIC 97-11E CMO 7 000 3/18/2027	P	1997-04-17	2010-11-18
AO	FANNIE MAE REMIC 97-11E CMO 7 000 3/18/2027	P	1997-04-17	2010-12-18
AP	FREDDIE MAC 2932AP CMO 5 000 1/15/2031	P	2006-11-08	2010-03-19
AQ	FREDDIE MAC 3209TB CMO 5 000 6/15/2031	P	2006-10-13	2010-03-19
AR	FNMA #713700 CL 4 500 8/1/2033	P	2004-01-22	2010-01-25
AS	FNMA #713700 CL 4 500 8/1/2033	P	2004-01-22	2010-02-25
AT	FNMA #713700 CL 4 500 8/1/2033	P	2004-01-22	2010-03-19
AU	FNMA #713700 CL 4 500 8/1/2033	P	2004-01-22	2010-03-25
AV	FNMA #745147 CL 4 500 12/1/2035	P	2007-07-25	2010-01-25
AW	FNMA #745147 CL 4 500 12/1/2035	P	2007-07-25	2010-02-25
AX	FNMA #745147 CL 4 500 12/1/2035	P	2007-07-25	2010-03-19
AY	FNMA #745147 CL 4 500 12/1/2035	P	2007-07-25	2010-03-25
AZ	GNMA #580970 SF 5 500 2/15/2032	P	2002-03-08	2010-01-15
BA	GNMA #580970 SF 5 500 2/15/2032	P	2002-03-08	2010-02-15
BB	GNMA #580970 SF 5 500 2/15/2032	P	2002-03-08	2010-03-15
BC	GNMA #580970 SF 5 500 2/15/2032	P	2002-03-08	2010-04-15
BD	GNMA #580970 SF 5 500 2/15/2032	P	2002-03-08	2010-05-15
BE	GNMA #580970 SF 5 500 2/15/2032	P	2002-03-08	2010-06-15
BF	GNMA #580970 SF 5 500 2/15/2032	P	2002-03-08	2010-07-15
BG	GNMA #580970 SF 5 500 2/15/2032	P	2002-03-08	2010-08-15
BH	GNMA #580970 SF 5 500 2/15/2032	P	2002-03-08	2010-09-15

Form 990PF Part IV – Capital Gains and Losses for Tax on Investment Income - Columns a - d

(a) List and describe the kind(s) of property sold (e g , real estate, 2-story brick warehouse, or common stock, 200 shs MLC Co)		(b) How acquired P—Purchase D—Donation	(c) Date acquired (mo , day, yr)	(d) Date sold (mo , day, yr)
BI	GNMA #580970 SF 5 500 2/15/2032	P	2002-03-08	2010-10-15
BJ	GNMA #580970 SF 5 500 2/15/2032	P	2002-03-08	2010-11-15
BK	GNMA #580970 SF 5 500 2/15/2032	P	2002-03-08	2010-12-15
BL	GNMA #352828 SF 6 000 2/15/2024	P	1997-12-24	2010-01-15
BM	GNMA #352828 SF 6 000 2/15/2024	P	1997-12-24	2010-02-15
BN	GNMA #352828 SF 6 000 2/15/2024	P	1997-12-24	2010-03-15
BO	GNMA #352828 SF 6 000 2/15/2024	P	1997-12-24	2010-04-15
BP	GNMA #352828 SF 6 000 2/15/2024	P	1997-12-24	2010-05-15
BQ	GNMA #352828 SF 6 000 2/15/2024	P	1997-12-24	2010-06-15
BR	GNMA #352828 SF 6 000 2/15/2024	P	1997-12-24	2010-07-15
BS	GNMA #352828 SF 6 000 2/15/2024	P	1997-12-24	2010-08-15
BT	GNMA #352828 SF 6 000 2/15/2024	P	1997-12-24	2010-09-15
BU	GNMA #352828 SF 6 000 2/15/2024	P	1997-12-24	2010-10-15
BV	GNMA #352828 SF 6 000 2/15/2024	P	1997-12-24	2010-11-15
BW	GNMA #352828 SF 6 000 2/15/2024	P	1997-12-24	2010-12-15
BX	GNMA #371000 SF 6 000 1/15/2024	P	1995-10-05	2010-01-15
BY	GNMA #371000 SF 6 000 1/15/2024	P	1995-10-05	2010-02-15
BZ	GNMA #371000 SF 6 000 1/15/2024	P	1995-10-05	2010-03-15
CA	GNMA #371000 SF 6 000 1/15/2024	P	1995-10-05	2010-04-15
CB	GNMA #371000 SF 6 000 1/15/2024	P	1995-10-05	2010-05-15
CC	GNMA #371000 SF 6 000 1/15/2024	P	1995-10-05	2010-06-15
CD	GNMA #371000 SF 6 000 1/15/2024	P	1995-10-05	2010-07-15
CE	GNMA #371000 SF 6 000 1/15/2024	P	1995-10-05	2010-08-15
CF	GNMA #371000 SF 6 000 1/15/2024	P	1995-10-05	2010-09-15
CG	GNMA #371000 SF 6 000 1/15/2024	P	1995-10-05	2010-10-15
CH	GNMA #371000 SF 6 000 1/15/2024	P	1995-10-05	2010-11-15
CI	GNMA #371000 SF 6 000 1/15/2024	P	1995-10-05	2010-12-15
CJ	GNMA #371013 SF 6 500 1/15/2024	P	1994-03-17	2010-01-15
CK	GNMA #371013 SF 6 500 1/15/2024	P	1994-03-17	2010-02-15
CL	GNMA #371013 SF 6 500 1/15/2024	P	1994-03-17	2010-03-15

Form 990PF Part IV - Capital Gains and Losses for Tax on Investment Income - Columns a - d

(a) List and describe the kind(s) of property sold (e g , real estate, 2-story brick warehouse, or common stock, 200 shs MLC Co)		(b) How acquired P—Purchase D—Donation	(c) Date acquired (mo , day, yr)	(d) Date sold (mo , day, yr)
CM	GNMA #371013 SF 6 500 1/15/2024	P	1994-03-17	2010-04-15
CN	GNMA #371013 SF 6 500 1/15/2024	P	1994-03-17	2010-05-15
CO	GNMA #371013 SF 6 500 1/15/2024	P	1994-03-17	2010-06-15
CP	GNMA #371013 SF 6 500 1/15/2024	P	1994-03-17	2010-07-15
CQ	GNMA #371013 SF 6 500 1/15/2024	P	1994-03-17	2010-08-15
CR	GNMA #371013 SF 6 500 1/15/2024	P	1994-03-17	2010-09-15
CS	GNMA #371013 SF 6 500 1/15/2024	P	1994-03-17	2010-10-15
CT	GNMA #371013 SF 6 500 1/15/2024	P	1994-03-17	2010-11-15
CU	GNMA #371013 SF 6 500 1/15/2024	P	1994-03-17	2010-12-15
CV	GNMA #377916 SF 6 000 1/15/2024	P	1997-12-22	2010-01-15
CW	GNMA #377916 SF 6 000 1/15/2024	P	1997-12-22	2010-02-15
CX	GNMA #377916 SF 6 000 1/15/2024	P	1997-12-22	2010-03-15
CY	GNMA #377916 SF 6 000 1/15/2024	P	1997-12-22	2010-04-15
CZ	GNMA #377916 SF 6 000 1/15/2024	P	1997-12-22	2010-05-15
DA	GNMA #377916 SF 6 000 1/15/2024	P	1997-12-22	2010-06-15
DB	GNMA #377916 SF 6 000 1/15/2024	P	1997-12-22	2010-07-15
DC	GNMA #377916 SF 6 000 1/15/2024	P	1997-12-22	2010-08-15
DD	GNMA #377916 SF 6 000 1/15/2024	P	1997-12-22	2010-09-15
DE	GNMA #377916 SF 6 000 1/15/2024	P	1997-12-22	2010-10-15
DF	GNMA #377916 SF 6 000 1/15/2024	P	1997-12-22	2010-11-15
DG	GNMA #377916 SF 6 000 1/15/2024	P	1997-12-22	2010-12-15
DH	GNMA #729037 SF 5 000 2/15/2040	P	2010-03-19	2010-05-15
DI	GNMA #729037 SF 5 000 2/15/2040	P	2010-03-19	2010-06-15
DJ	GNMA #729037 SF 5 000 2/15/2040	P	2010-03-19	2010-07-15
DK	GNMA #729037 SF 5 000 2/15/2040	P	2010-03-19	2010-08-15
DL	GNMA #729037 SF 5 000 2/15/2040	P	2010-03-19	2010-09-15
DM	GNMA #729037 SF 5 000 2/15/2040	P	2010-03-19	2010-10-15
DN	GNMA #729037 SF 5 000 2/15/2040	P	2010-03-19	2010-11-15
DO	GNMA #729037 SF 5 000 2/15/2040	P	2010-03-19	2010-12-15
DP	GNMA #736548 SF 4 500 2/15/2040	P	2010-03-18	2010-05-15

Form 990PF Part IV - Capital Gains and Losses for Tax on Investment Income - Columns a - d

(a) List and describe the kind(s) of property sold (e g , real estate, 2-story brick warehouse, or common stock, 200 shs MLC Co)		(b) How acquired P—Purchase D—Donation	(c) Date acquired (mo , day, yr)	(d) Date sold (mo , day, yr)
DQ	GNMA #736548 SF 4 500 2/15/2040	P	2010-03-18	2010-06-15
DR	GNMA #736548 SF 4 500 2/15/2040	P	2010-03-18	2010-07-15
DS	GNMA #736548 SF 4 500 2/15/2040	P	2010-03-18	2010-08-15
DT	GNMA #736548 SF 4 500 2/15/2040	P	2010-03-18	2010-09-15
DU	GNMA #736548 SF 4 500 2/15/2040	P	2010-03-18	2010-10-15
DV	GNMA #736548 SF 4 500 2/15/2040	P	2010-03-18	2010-11-15
DW	GNMA #736548 SF 4 500 2/15/2040	P	2010-03-18	2010-12-15
DX	GNMA #736558 SF 5 000 2/15/2040	P	2010-04-15	2010-06-15
DY	GNMA #736558 SF 5 000 2/15/2040	P	2010-04-15	2010-07-15
DZ	GNMA #736558 SF 5 000 2/15/2040	P	2010-04-15	2010-08-15
EA	GNMA #736558 SF 5 000 2/15/2040	P	2010-04-15	2010-09-15
EB	GNMA #736558 SF 5 000 2/15/2040	P	2010-04-15	2010-10-15
EC	GNMA #736558 SF 5 000 2/15/2040	P	2010-04-15	2010-11-15
ED	GNMA #736558 SF 5 000 2/15/2040	P	2010-04-15	2010-12-15
EE	GNMA #737377 SF 5 000 3/15/2040	P	2010-04-15	2010-06-15
EF	GNMA #550655 SF 4 500 9/15/2035	P	2005-11-07	2010-01-15
EG	GNMA #550655 SF 4 500 9/15/2035	P	2005-11-07	2010-02-15
EH	GNMA #550655 SF 4 500 9/15/2035	P	2005-11-07	2010-03-15
EI	GNMA #550655 SF 4 500 9/15/2035	P	2005-11-07	2010-04-15
EJ	GNMA #550655 SF 4 500 9/15/2035	P	2005-11-07	2010-05-15
EK	GNMA #550655 SF 4 500 9/15/2035	P	2005-11-07	2010-06-15
EL	GNMA #550655 SF 4 500 9/15/2035	P	2005-11-07	2010-07-15
EM	GNMA #550655 SF 4 500 9/15/2035	P	2005-11-07	2010-08-15
EN	GNMA #550655 SF 4 500 9/15/2035	P	2005-11-07	2010-09-15
EO	GNMA #550655 SF 4 500 9/15/2035	P	2005-11-07	2010-10-15
EP	GNMA #550655 SF 4 500 9/15/2035	P	2005-11-07	2010-11-15
EQ	GNMA #550655 SF 4 500 9/15/2035	P	2005-11-07	2010-12-15
ER	GNMA #187184 SF 8 000 5/15/2017	P	1989-12-19	2010-01-15
ES	GNMA #187184 SF 8 000 5/15/2017	P	1989-12-19	2010-02-15
ET	GNMA #187184 SF 8 000 5/15/2017	P	1989-12-19	2010-03-15

Form 990PF Part IV - Capital Gains and Losses for Tax on Investment Income - Columns a - d

(a) List and describe the kind(s) of property sold (e g , real estate, 2-story brick warehouse, or common stock, 200 shs MLC Co)		(b) How acquired P—Purchase D—Donation	(c) Date acquired (mo , day, yr)	(d) Date sold (mo , day, yr)
EU	GNMA #187184 SF 8 000 5/15/2017	P	1989-12-19	2010-04-15
EV	GNMA #187184 SF 8 000 5/15/2017	P	1989-12-19	2010-05-15
EW	GNMA #187184 SF 8 000 5/15/2017	P	1989-12-19	2010-06-15
EX	GNMA #187184 SF 8 000 5/15/2017	P	1989-12-19	2010-07-15
EY	GNMA #187184 SF 8 000 5/15/2017	P	1989-12-19	2010-08-15
EZ	GNMA #187184 SF 8 000 5/15/2017	P	1989-12-19	2010-09-15
FA	GNMA #187184 SF 8 000 5/15/2017	P	1989-12-19	2010-10-15
FB	GNMA #187184 SF 8 000 5/15/2017	P	1989-12-19	2010-11-15
FC	GNMA #187184 SF 8 000 5/15/2017	P	1989-12-19	2010-12-15
FD	GNMA #212975 SF 8 000 4/15/2017	P	1987-04-14	2010-01-15
FE	GNMA #212975 SF 8 000 4/15/2017	P	1987-04-14	2010-02-15
FF	GNMA #212975 SF 8 000 4/15/2017	P	1987-04-14	2010-03-15
FG	GNMA #212975 SF 8 000 4/15/2017	P	1987-04-14	2010-04-15
FH	GNMA #212975 SF 8 000 4/15/2017	P	1987-04-14	2010-05-15
FI	GNMA #212975 SF 8 000 4/15/2017	P	1987-04-14	2010-06-15
FJ	GNMA #212975 SF 8 000 4/15/2017	P	1987-04-14	2010-07-15
FK	GNMA #212975 SF 8 000 4/15/2017	P	1987-04-14	2010-08-15
FL	GNMA #212975 SF 8 000 4/15/2017	P	1987-04-14	2010-09-15
FM	GNMA #212975 SF 8 000 4/15/2017	P	1987-04-14	2010-10-15
FN	GNMA #212975 SF 8 000 4/15/2017	P	1987-04-14	2010-11-15
FO	GNMA #212975 SF 8 000 4/15/2017	P	1987-04-14	2010-12-15
FP	GNMA #205839 SF 8 000 5/15/2017	P	1989-08-23	2010-01-15
FQ	GNMA #205839 SF 8 000 5/15/2017	P	1989-08-23	2010-02-15
FR	GNMA #205839 SF 8 000 5/15/2017	P	1989-08-23	2010-03-15
FS	GNMA #205839 SF 8 000 5/15/2017	P	1989-08-23	2010-04-15
FT	GNMA #205839 SF 8 000 5/15/2017	P	1989-08-23	2010-05-15
FU	GNMA #205839 SF 8 000 5/15/2017	P	1989-08-23	2010-06-15
FV	GNMA #205839 SF 8 000 5/15/2017	P	1989-08-23	2010-07-15
FW	GNMA #205839 SF 8 000 5/15/2017	P	1989-08-23	2010-08-15
FX	GNMA #205839 SF 8 000 5/15/2017	P	1989-08-23	2010-09-15

Form 990PF Part IV - Capital Gains and Losses for Tax on Investment Income - Columns a - d

(a) List and describe the kind(s) of property sold (e g , real estate, 2-story brick warehouse, or common stock, 200 shs MLC Co)		(b) How acquired P—Purchase D—Donation	(c) Date acquired (mo , day, yr)	(d) Date sold (mo , day, yr)
FY	GNMA #205839 SF 8 000 5/15/2017	P	1989-08-23	2010-10-15
FZ	GNMA #205839 SF 8 000 5/15/2017	P	1989-08-23	2010-11-15
GA	GNMA #205839 SF 8 000 5/15/2017	P	1989-08-23	2010-12-15
GB	GNMA #780129 SP 7 000 11/15/2024	P	1995-10-03	2010-01-15
GC	GNMA #780129 SP 7 000 11/15/2024	P	1995-10-03	2010-02-15
GD	GNMA #780129 SP 7 000 11/15/2024	P	1995-10-03	2010-03-15
GE	GNMA #780129 SP 7 000 11/15/2024	P	1995-10-03	2010-04-15
GF	GNMA #780129 SP 7 000 11/15/2024	P	1995-10-03	2010-05-15
GG	GNMA #780129 SP 7 000 11/15/2024	P	1995-10-03	2010-06-15
GH	GNMA #780129 SP 7 000 11/15/2024	P	1995-10-03	2010-07-15
GI	GNMA #780129 SP 7 000 11/15/2024	P	1995-10-03	2010-08-15
GJ	GNMA #780129 SP 7 000 11/15/2024	P	1995-10-03	2010-09-15
GK	GNMA #780129 SP 7 000 11/15/2024	P	1995-10-03	2010-10-15
GL	GNMA #780129 SP 7 000 11/15/2024	P	1995-10-03	2010-11-15
GM	GNMA #780129 SP 7 000 11/15/2024	P	1995-10-03	2010-12-15
GN	GSR 2006-10F 5A1 6 000 1/25/2027	P	2010-05-07	2010-06-25
GO	GSR 2006-10F 5A1 6 000 1/25/2027	P	2010-05-07	2010-07-25
GP	GSR 2006-10F 5A1 6 000 1/25/2027	P	2010-05-07	2010-08-25
GQ	GSR 2006-10F 5A1 6 000 1/25/2027	P	2010-05-07	2010-09-25
GR	GSR 2006-10F 5A1 6 000 1/25/2027	P	2010-05-07	2010-10-25
GS	GSR 2006-10F 5A1 6 000 1/25/2027	P	2010-05-07	2010-11-25
GT	GSR 2006-10F 5A1 6 000 1/25/2027	P	2010-05-07	2010-12-25
GU	GNMA #615403 SF 4 500 8/15/2033	P	2003-08-05	2010-01-15
GV	GNMA #615403 SF 4 500 8/15/2033	P	2003-08-05	2010-02-15
GW	GNMA #615403 SF 4 500 8/15/2033	P	2003-08-05	2010-03-15
GX	GNMA #615403 SF 4 500 8/15/2033	P	2003-08-05	2010-04-15
GY	GNMA #615403 SF 4 500 8/15/2033	P	2003-08-05	2010-05-15
GZ	GNMA #615403 SF 4 500 8/15/2033	P	2003-08-05	2010-06-15
HA	GNMA #645798 SF 5 500 6/15/2037	P	2007-09-04	2010-01-15
HB	GNMA #645798 SF 5 500 6/15/2037	P	2007-09-04	2010-02-15

Form 990PF Part IV – Capital Gains and Losses for Tax on Investment Income – Columns a – d

(a) List and describe the kind(s) of property sold (e g , real estate, 2-story brick warehouse, or common stock, 200 shs MLC Co)		(b) How acquired P—Purchase D—Donation	(c) Date acquired (mo , day, yr)	(d) Date sold (mo , day, yr)
HC	GNMA #645798 SF 5 500 6/15/2037	P	2007-09-04	2010-03-15
HD	GNMA #645798 SF 5 500 6/15/2037	P	2007-09-04	2010-04-15
HE	GNMA #645798 SF 5 500 6/15/2037	P	2007-09-04	2010-05-15
HF	GNMA #645798 SF 5 500 6/15/2037	P	2007-09-04	2010-06-15
HG	GNMA REMIC TR 2007-82 AG CMO 5 000 10/20/2036	P	2008-01-07	2010-01-20
HH	GNMA REMIC TR 2007-82 AG CMO 5 000 10/20/2036	P	2008-01-07	2010-02-20
HI	GNMA REMIC TR 2007-82 AG CMO 5 000 10/20/2036	P	2008-01-07	2010-03-20
HJ	GNMA REMIC TR 2007-82 AG CMO 5 000 10/20/2036	P	2008-01-07	2010-04-20
HK	GNMA REMIC TR 2007-82 AG CMO 5 000 10/20/2036	P	2008-01-07	2010-05-20
HL	GNMA REMIC TR 2007-82 AG CMO 5 000 10/20/2036	P	2008-01-07	2010-06-20
HM	GNMA REMIC TR 2007-82 AG CMO 5 000 10/20/2036	P	2008-01-07	2010-07-20
HN	GNMA REMIC TR 2007-82 AG CMO 5 000 10/20/2036	P	2008-01-07	2010-08-20
HO	GNMA REMIC TR 2007-82 AG CMO 5 000 10/20/2036	P	2008-01-07	2010-09-20
HP	GNMA REMIC TR 2007-82 AG CMO 5 000 10/20/2036	P	2008-01-07	2010-10-20
HQ	GNMA REMIC TR 2007-82 AG CMO 5 000 10/20/2036	P	2008-01-07	2010-11-20
HR	GNMA REMIC TR 2007-82 AG CMO 5 000 10/20/2036	P	2008-01-07	2010-12-20
HS	NORTHWEST AIRLINES INC EETC 6 264 11/20/2021	P	2009-10-07	2010-02-20
HT	NORTHWEST AIRLINES INC EETC 6 264 11/20/2021	P	2009-10-07	2010-08-20
HU	NORTHWEST AIRLINES INC EETC 6 264 11/20/2021	P	2010-04-15	2010-08-20
HV	RESDNTL FND SEC CORP 03-RM1 A8 CMO 5 750 2/25/2033	P	2007-08-14	2010-07-16
HW	UNITED STATES TREASURY N/B 3 875 8/15/2040	P	2010-08-17	2010-10-06
HX	UNITED STATES TREASURY N/B 3 625 1/15/2010	P	2006-01-04	2010-01-15
HY	UNITED STATES TREASURY N/B 3 625 1/15/2010	P	2006-10-24	2010-01-15
HZ	UNITED STATES TREASURY N/B 3 875 5/15/2010	P	2005-06-08	2010-05-17
IA	UNITED STATES TREASURY N/B 4 375 12/15/2010	P	2006-01-04	2010-12-15
IB	VERIZON GLOBAL 7 250 12/1/2010	P	2002-08-06	2010-07-07
IC	ANALOG DEVICES	P	2004-12-14	2010-04-14
ID	ANALOG DEVICES	P	2004-12-15	2010-04-14
IE	ANALOG DEVICES	P	2005-02-22	2010-04-14
IF	ANALOG DEVICES	P	2005-02-23	2010-04-14

Form 990PF Part IV – Capital Gains and Losses for Tax on Investment Income - Columns a - d

(a) List and describe the kind(s) of property sold (e g , real estate, 2-story brick warehouse, or common stock, 200 shs MLC Co)		(b) How acquired P—Purchase D—Donation	(c) Date acquired (mo , day, yr)	(d) Date sold (mo , day, yr)
IG	ANALOG DEVICES	P	2006-12-18	2010-04-14
IH	ANALOG DEVICES	P	2006-12-19	2010-04-14
II	ANALOG DEVICES	P	2006-12-20	2010-04-14
IJ	ANALOG DEVICES	P	2007-10-09	2010-04-14
IK	ANALOG DEVICES	P	2007-10-10	2010-04-14
IL	ANALOG DEVICES	P	2008-09-29	2010-04-14
IM	ANALOG DEVICES	P	2008-11-06	2010-04-14
IN	ANALOG DEVICES	P	2009-04-21	2010-04-14
IO	ANALOG DEVICES	P	2010-02-10	2010-04-14
IP	ANALOG DEVICES		2010-02-11	2010-04-14
IQ	ANALOG DEVICES	P	2009-04-21	2010-12-03
IR	ANALOG DEVICES	P	2010-02-10	2010-12-03
IS	ANALOG DEVICES	P	2010-02-11	2010-12-03
IT	AIR PRODUCTS & CHEMICALS INC	P	2005-09-12	2010-04-14
IU	AIR PRODUCTS & CHEMICALS INC	P	2005-09-13	2010-04-14
IV	AIR PRODUCTS & CHEMICALS INC	P	2005-09-14	2010-04-14
IW	AIR PRODUCTS & CHEMICALS INC	P	2005-09-14	2010-04-14
IX	AIR PRODUCTS & CHEMICALS INC	P	2005-09-15	2010-04-14
IY	AIR PRODUCTS & CHEMICALS INC	P	2005-09-15	2010-04-14
IZ	AIR PRODUCTS & CHEMICALS INC	P	2005-09-19	2010-04-14
JA	AIR PRODUCTS & CHEMICALS INC	P	2005-09-20	2010-04-14
JB	AIR PRODUCTS & CHEMICALS INC	P	2005-09-21	2010-04-14
JC	AIR PRODUCTS & CHEMICALS INC	P	2008-09-26	2010-04-14
JD	AIR PRODUCTS & CHEMICALS INC	P	2008-09-29	2010-04-14
JE	AIR PRODUCTS & CHEMICALS INC	P	2008-11-06	2010-04-14
JF	AIR PRODUCTS & CHEMICALS INC	P	2009-04-21	2010-04-14
JG	AIR PRODUCTS & CHEMICALS INC	P	2009-04-21	2010-12-03
JH	AIR PRODUCTS & CHEMICALS INC	P	2010-11-16	2010-12-03
JI	AVON PRODUCTS	P	1999-02-04	2010-04-14
JJ	AVON PRODUCTS	P	1999-02-12	2010-04-14

Form 990PF Part IV - Capital Gains and Losses for Tax on Investment Income - Columns a - d

(a) List and describe the kind(s) of property sold (e g , real estate, 2-story brick warehouse, or common stock, 200 shs MLC Co)		(b) How acquired P—Purchase D—Donation	(c) Date acquired (mo , day, yr)	(d) Date sold (mo , day, yr)
JK	AVON PRODUCTS	P	1999-02-16	2010-04-14
JL	AVON PRODUCTS	P	1999-02-17	2010-04-14
JM	AVON PRODUCTS	P	1999-04-07	2010-04-14
JN	AVON PRODUCTS	P	1999-04-08	2010-04-14
JO	AVON PRODUCTS	P	1999-04-09	2010-04-14
JP	AVON PRODUCTS	P	1999-04-12	2010-04-14
JQ	AVON PRODUCTS	P	1999-04-15	2010-04-14
JR	AVON PRODUCTS	P	1999-10-11	2010-04-14
JS	AVON PRODUCTS	P	1999-10-12	2010-04-14
JT	AVON PRODUCTS	P	2000-03-02	2010-04-14
JU	AVON PRODUCTS	P	2001-03-23	2010-04-14
JV	AVON PRODUCTS	P	2002-07-23	2010-04-14
JW	AVON PRODUCTS	P	2002-12-31	2010-04-14
JX	AVON PRODUCTS	P	2004-09-27	2010-04-14
JY	AVON PRODUCTS	P	2005-02-28	2010-04-14
JZ	AVON PRODUCTS	P	2005-03-01	2010-04-14
KA	AVON PRODUCTS	P	2005-10-10	2010-04-14
KB	AVON PRODUCTS	P	2005-10-11	2010-04-14
KC	AVON PRODUCTS	P	2005-10-12	2010-04-14
KD	AVON PRODUCTS	P	2008-09-29	2010-04-14
KE	AVON PRODUCTS	P	2008-11-06	2010-04-14
KF	AVON PRODUCTS	P	2009-04-21	2010-04-14
KG	AVON PRODUCTS		2009-04-21	2010-12-03
KH	AVON PRODUCTS	P	2010-11-16	2010-12-03
KI	AMER EXPRESS	P	1994-05-31	2010-04-14
KJ	AMER EXPRESS	P	2001-01-23	2010-04-14
KK	AMER EXPRESS	P	2001-03-26	2010-04-14
KL	AMER EXPRESS	P	2001-11-09	2010-04-14
KM	AMER EXPRESS	P	2002-07-23	2010-04-14
KN	AMER EXPRESS	P	2002-12-31	2010-04-14

Form 990PF Part IV - Capital Gains and Losses for Tax on Investment Income - Columns a - d

(a) List and describe the kind(s) of property sold (e g , real estate, 2-story brick warehouse, or common stock, 200 shs MLC Co)		(b) How acquired P—Purchase D—Donation	(c) Date acquired (mo , day, yr)	(d) Date sold (mo , day, yr)
KO	AMER EXPRESS	P	2004-09-27	2010-04-14
KP	AMER EXPRESS	P	2007-12-31	2010-04-14
KQ	AMER EXPRESS	P	2008-09-29	2010-04-14
KR	AMER EXPRESS	P	2008-11-06	2010-04-14
KS	AMER EXPRESS	P	2009-04-21	2010-04-14
KT	AMER EXPRESS	P	2009-04-21	2010-12-03
KU	AMER EXPRESS	P	2010-11-16	2010-12-03
KV	BECTON DICKINSON	P	1985-07-17	2010-04-14
KW	BECTON DICKINSON	P	1993-03-11	2010-04-14
KX	BECTON DICKINSON	P	1993-03-12	2010-04-14
KY	BECTON DICKINSON	P	1993-03-15	2010-04-14
KZ	BECTON DICKINSON	P	1993-12-15	2010-04-14
LA	BECTON DICKINSON	P	1993-12-16	2010-04-14
LB	BECTON DICKINSON	P	1993-12-17	2010-04-14
LC	BECTON DICKINSON	P	1993-12-20	2010-04-14
LD	BECTON DICKINSON	P	1993-12-21	2010-04-14
LE	BECTON DICKINSON	P	1993-12-22	2010-04-14
LF	BECTON DICKINSON	P	1999-07-27	2010-04-14
LG	BECTON DICKINSON	P	1999-12-22	2010-04-14
LH	BECTON DICKINSON	P	2000-01-04	2010-04-14
LI	BECTON DICKINSON	P	2000-01-05	2010-04-14
LJ	BECTON DICKINSON	P	2000-02-08	2010-04-14
LK	BECTON DICKINSON	P	2001-03-26	2010-04-14
LL	BECTON DICKINSON	P	2002-07-23	2010-04-14
LM	BECTON DICKINSON	P	2002-12-31	2010-04-14
LN	BECTON DICKINSON	P	2004-09-27	2010-04-14
LO	BECTON DICKINSON	P	2008-09-29	2010-04-14
LP	BECTON DICKINSON	P	2008-11-06	2010-04-14
LQ	BECTON DICKINSON	P	2009-04-21	2010-04-14
LR	BECTON DICKINSON	P	2009-04-21	2010-12-03

Form 990PF Part IV - Capital Gains and Losses for Tax on Investment Income - Columns a - d

(a) List and describe the kind(s) of property sold (e g , real estate, 2-story brick warehouse, or common stock, 200 shs MLC Co)		(b) How acquired P—Purchase D—Donation	(c) Date acquired (mo , day, yr)	(d) Date sold (mo , day, yr)
LS	BECTON DICKINSON	P	2010-11-16	2010-12-03
LT	ANALOG DEVICES	P	2010-11-16	2010-12-03
LU	NORTHWEST AIRLINES INC EETC 6 264 11/20/2021	P	2009-10-07	2010-11-20
LV	NORTHWEST AIRLINES INC EETC 6 264 11/20/2021	P	2010-04-15	2010-11-20
LW	NORTHWEST AIRLINES INC EETC 6 264 11/20/2021	P	2009-10-07	2010-11-22
LX	NORTHWEST AIRLINES INC EETC 6 264 11/20/2021	P	2010-04-15	2010-11-22
LY	BAKER HUGHES INC	P	2009-07-07	2010-04-14
LZ	BAKER HUGHES INC	P	2009-07-08	2010-04-14
MA	BAKER HUGHES INC	P	2010-02-10	2010-04-14
MB	BAKER HUGHES INC	P	2010-02-11	2010-04-14
MC	BAKER HUGHES INC	P	2009-07-08	2010-12-03
MD	BAKER HUGHES INC	P	2010-02-10	2010-12-03
ME	BAKER HUGHES INC	P	2010-02-11	2010-12-03
MF	BAKER HUGHES INC	P	2010-06-01	2010-12-03
MG	BAKER HUGHES INC	P	2010-11-16	2010-12-03
MH	BP PLC ADR	P	2004-01-09	2010-04-14
MI	BP PLC ADR	P	2004-01-12	2010-04-14
MJ	BP PLC ADR	P	2004-09-27	2010-04-14
MK	BP PLC ADR	P	2008-08-26	2010-04-14
ML	BP PLC ADR	P	2008-09-29	2010-04-14
MM	BP PLC ADR	P	2008-11-06	2010-04-14
MN	BP PLC ADR	P	2009-04-21	2010-04-14
MO	BP PLC ADR	P	2010-02-10	2010-04-14
MP	BP PLC ADR	P	2010-02-11	2010-04-14
MQ	BP PLC ADR	P	2004-01-09	2010-06-18
MR	BP PLC ADR	P	2004-01-12	2010-06-18
MS	BP PLC ADR	P	2004-09-27	2010-06-18
MT	BP PLC ADR	P	2008-08-26	2010-06-18
MU	BP PLC ADR	P	2008-09-29	2010-06-18
MV	BP PLC ADR	P	2008-11-06	2010-06-18

Form 990PF Part IV - Capital Gains and Losses for Tax on Investment Income - Columns a - d

(a) List and describe the kind(s) of property sold (e g , real estate, 2-story brick warehouse, or common stock, 200 shs MLC Co)		(b) How acquired P—Purchase D—Donation	(c) Date acquired (mo , day, yr)	(d) Date sold (mo , day, yr)
MW	BP PLC ADR	P	2009-04-21	2010-06-18
MX	BP PLC ADR	P	2010-02-10	2010-06-18
MY	BP PLC ADR	P	2010-02-11	2010-06-18
MZ	BORGWARNER INC	P	2008-10-27	2010-04-14
NA	BORGWARNER INC	P	2008-10-27	2010-04-14
NB	BORGWARNER INC	P	2008-10-28	2010-04-14
NC	BORGWARNER INC	P	2008-11-06	2010-04-14
ND	BORGWARNER INC	P	2009-04-21	2010-04-14
NE	BORGWARNER INC	P	2010-01-29	2010-04-14
NF	BORGWARNER INC	P	2009-04-21	2010-09-13
NG	BORGWARNER INC	P	2010-01-29	2010-09-13
NH	BORGWARNER INC	P	2009-04-21	2010-09-14
NI	BORGWARNER INC	P	2009-04-21	2010-09-14
NJ	BORGWARNER INC	P	2010-01-29	2010-09-14
NK	BORGWARNER INC	P	2010-01-29	2010-09-14
NL	BORGWARNER INC	P	2009-04-21	2010-09-15
NM	BORGWARNER INC	P	2010-01-29	2010-09-15
NN	BORGWARNER INC	P	2009-04-21	2010-11-16
NO	BORGWARNER INC	P	2010-01-29	2010-11-16
NP	BORGWARNER INC	P	2009-04-21	2010-11-24
NQ	BORGWARNER INC	P	2010-01-29	2010-11-24
NR	BORGWARNER INC	P	2009-04-21	2010-11-26
NS	BORGWARNER INC	P	2010-01-29	2010-11-26
NT	BORGWARNER INC	P	2009-04-21	2010-11-29
NU	BORGWARNER INC	P	2010-01-29	2010-11-29
NV	CATERPILLAR INC	P	2009-05-26	2010-04-14
NW	CATERPILLAR INC	P	2009-05-27	2010-04-14
NX	CATERPILLAR INC	P	2009-05-27	2010-12-03
NY	CATERPILLAR INC	P	2010-11-16	2010-12-03
NZ	CARNIVAL CORP	P	1994-09-26	2010-03-15

Form 990PF Part IV - Capital Gains and Losses for Tax on Investment Income - Columns a - d

(a) List and describe the kind(s) of property sold (e g , real estate, 2-story brick warehouse, or common stock, 200 shs MLC Co)		(b) How acquired P—Purchase D—Donation	(c) Date acquired (mo , day, yr)	(d) Date sold (mo , day, yr)
OA	CARNIVAL CORP	P	1994-11-23	2010-03-15
OB	CARNIVAL CORP	P	1994-11-28	2010-03-15
OC	CARNIVAL CORP	P	1994-12-01	2010-03-15
OD	CARNIVAL CORP	P	1994-12-19	2010-03-15
OE	CARNIVAL CORP	P	1994-12-20	2010-03-15
OF	CARNIVAL CORP	P	1994-12-21	2010-03-15
OG	CARNIVAL CORP	P	1994-12-22	2010-03-15
OH	CARNIVAL CORP	P	1996-06-26	2010-03-15
OI	CARNIVAL CORP	P	1996-06-28	2010-03-15
OJ	CARNIVAL CORP	P	1996-07-01	2010-03-15
OK	CARNIVAL CORP	P	1996-07-02	2010-03-15
OL	CARNIVAL CORP	P	1996-07-03	2010-03-15
OM	CARNIVAL CORP	P	1996-07-05	2010-03-15
ON	CARNIVAL CORP	P	2000-02-03	2010-03-15
OO	CARNIVAL CORP	P	2000-02-04	2010-03-15
OP	CARNIVAL CORP	P	2000-04-13	2010-03-15
OQ	CARNIVAL CORP	P	2001-03-26	2010-03-15
OR	CARNIVAL CORP	P	2001-10-22	2010-03-15
OS	CARNIVAL CORP	P	2001-10-23	2010-03-15
OT	CARNIVAL CORP	P	2002-07-23	2010-03-15
OU	CARNIVAL CORP	P	2002-12-31	2010-03-15
OV	CARNIVAL CORP	P	2003-03-07	2010-03-15
OW	CARNIVAL CORP	P	2003-03-10	2010-03-15
OX	CARNIVAL CORP	P	2004-09-27	2010-03-15
OY	CARNIVAL CORP	P	2007-05-10	2010-03-15
OZ	CARNIVAL CORP	P	2007-05-11	2010-03-15
PA	CARNIVAL CORP	P	2008-09-29	2010-03-15
PB	CARNIVAL CORP	P	2008-11-06	2010-03-15
PC	CARNIVAL CORP	P	2009-04-21	2010-03-15
PD	CARNIVAL CORP	P	1994-09-26	2010-03-16

Form 990PF Part IV - Capital Gains and Losses for Tax on Investment Income - Columns a - d

(a) List and describe the kind(s) of property sold (e g , real estate, 2-story brick warehouse, or common stock, 200 shs MLC Co)		(b) How acquired P—Purchase D—Donation	(c) Date acquired (mo , day, yr)	(d) Date sold (mo , day, yr)
PE	CARNIVAL CORP	P	1994-11-23	2010-03-16
PF	CARNIVAL CORP	P	1994-11-28	2010-03-16
PG	CARNIVAL CORP	P	1994-12-01	2010-03-16
PH	CARNIVAL CORP	P	1994-12-19	2010-03-16
PI	CARNIVAL CORP	P	1994-12-20	2010-03-16
PJ	CARNIVAL CORP	P	1994-12-21	2010-03-16
PK	CARNIVAL CORP	P	1994-12-22	2010-03-16
PL	CARNIVAL CORP	P	1996-06-26	2010-03-16
PM	CARNIVAL CORP	P	1996-06-28	2010-03-16
PN	CARNIVAL CORP	P	1996-07-01	2010-03-16
PO	CARNIVAL CORP	P	1996-07-02	2010-03-16
PP	CARNIVAL CORP	P	1996-07-03	2010-03-16
PQ	CARNIVAL CORP	P	1996-07-05	2010-03-16
PR	CARNIVAL CORP	P	2000-02-03	2010-03-16
PS	CARNIVAL CORP	P	2000-02-04	2010-03-16
PT	CARNIVAL CORP	P	2000-04-13	2010-03-16
PU	CARNIVAL CORP	P	2001-03-26	2010-03-16
PV	CARNIVAL CORP	P	2001-10-22	2010-03-16
PW	CARNIVAL CORP	P	2001-10-23	2010-03-16
PX	CARNIVAL CORP	P	2002-07-23	2010-03-16
PY	CARNIVAL CORP	P	2002-12-31	2010-03-16
PZ	CARNIVAL CORP	P	2003-03-07	2010-03-16
QA	CARNIVAL CORP	P	2003-03-10	2010-03-16
QB	CARNIVAL CORP	P	2004-09-27	2010-03-16
QC	CARNIVAL CORP	P	2007-05-10	2010-03-16
QD	CARNIVAL CORP	P	2007-05-11	2010-03-16
QE	CARNIVAL CORP	P	2008-09-29	2010-03-16
QF	CARNIVAL CORP	P	2008-11-06	2010-03-16
QG	CARNIVAL CORP	P	2009-04-21	2010-03-16
QH	CARNIVAL CORP	P	1994-09-26	2010-04-14

Form 990PF Part IV - Capital Gains and Losses for Tax on Investment Income - Columns a - d

(a) List and describe the kind(s) of property sold (e g , real estate, 2-story brick warehouse, or common stock, 200 shs MLC Co)		(b) How acquired P—Purchase D—Donation	(c) Date acquired (mo , day, yr)	(d) Date sold (mo , day, yr)
QI	CARNIVAL CORP	P	1994-11-23	2010-04-14
QJ	CARNIVAL CORP	P	1994-11-28	2010-04-14
QK	CARNIVAL CORP	P	1994-12-01	2010-04-14
QL	CARNIVAL CORP	P	1994-12-19	2010-04-14
QM	CARNIVAL CORP	P	1994-12-20	2010-04-14
QN	CARNIVAL CORP	P	1994-12-21	2010-04-14
QO	CARNIVAL CORP	P	1994-12-22	2010-04-14
QP	CARNIVAL CORP	P	1996-06-26	2010-04-14
QQ	CARNIVAL CORP	P	1996-06-28	2010-04-14
QR	CARNIVAL CORP	P	1996-07-01	2010-04-14
QS	CARNIVAL CORP	P	1996-07-02	2010-04-14
QT	CARNIVAL CORP	P	1996-07-03	2010-04-14
QU	CARNIVAL CORP	P	1996-07-05	2010-04-14
QV	CARNIVAL CORP	P	2000-02-03	2010-04-14
QW	CARNIVAL CORP	P	2000-02-04	2010-04-14
QX	CARNIVAL CORP	P	2000-04-13	2010-04-14
QY	CARNIVAL CORP	P	2001-03-26	2010-04-14
QZ	CARNIVAL CORP	P	2001-10-22	2010-04-14
RA	CARNIVAL CORP	P	2001-10-23	2010-04-14
RB	CARNIVAL CORP	P	2002-07-23	2010-04-14
RC	CARNIVAL CORP	P	2002-12-31	2010-04-14
RD	CARNIVAL CORP	P	2003-03-07	2010-04-14
RE	CARNIVAL CORP	P	2003-03-10	2010-04-14
RF	CARNIVAL CORP	P	2004-09-27	2010-04-14
RG	CARNIVAL CORP	P	2007-05-10	2010-04-14
RH	CARNIVAL CORP	P	2007-05-11	2010-04-14
RI	CARNIVAL CORP	P	2008-09-29	2010-04-14
RJ	CARNIVAL CORP	P	2008-11-06	2010-04-14
RK	CARNIVAL CORP		2009-04-21	2010-04-14
RL	CARNIVAL CORP	P	2009-04-21	2010-12-03

Form 990PF Part IV - Capital Gains and Losses for Tax on Investment Income - Columns a - d

(a) List and describe the kind(s) of property sold (e g , real estate, 2-story brick warehouse, or common stock, 200 shs MLC Co)		(b) How acquired P—Purchase D—Donation	(c) Date acquired (mo , day, yr)	(d) Date sold (mo , day, yr)
RM	CARNIVAL CORP	P	2010-11-16	2010-12-03
RN	COMCAST CORP	P	2007-08-10	2010-04-14
RO	COMCAST CORP	P	2007-08-13	2010-04-14
RP	COMCAST CORP	P	2007-10-09	2010-04-14
RQ	COMCAST CORP	P	2008-09-29	2010-04-14
RR	COMCAST CORP	P	2008-11-06	2010-04-14
RS	COMCAST CORP	P	2009-04-21	2010-04-14
RT	COMCAST CORP	P	2009-11-09	2010-04-14
RU	COMCAST CORP	P	2009-04-21	2010-12-03
RV	COMCAST CORP	P	2009-11-09	2010-12-03
RW	COMCAST CORP	P	2010-11-16	2010-12-03
RX	CANADIAN NATURAL RESOURCES	P	2003-01-23	2010-04-14
RY	CANADIAN NATURAL RESOURCES	P	2003-01-23	2010-04-14
RZ	CANADIAN NATURAL RESOURCES	P	2003-01-24	2010-04-14
SA	CANADIAN NATURAL RESOURCES	P	2003-01-29	2010-04-14
SB	CANADIAN NATURAL RESOURCES	P	2003-01-31	2010-04-14
SC	CANADIAN NATURAL RESOURCES	P	2003-02-04	2010-04-14
SD	CANADIAN NATURAL RESOURCES	P	2003-02-05	2010-04-14
SE	CANADIAN NATURAL RESOURCES	P	2003-02-06	2010-04-14
SF	CANADIAN NATURAL RESOURCES	P	2004-09-27	2010-04-14
SG	CANADIAN NATURAL RESOURCES	P	2008-09-29	2010-04-14
SH	CANADIAN NATURAL RESOURCES	P	2008-11-06	2010-04-14
SI	CANADIAN NATURAL RESOURCES	P	2009-04-21	2010-04-14
SJ	CANADIAN NATURAL RESOURCES	P	2009-04-21	2010-12-03
SK	CANADIAN NATURAL RESOURCES	P	2010-11-16	2010-12-03
SL	COSTCO WHOLESALE CORP	P	2004-06-08	2010-04-14
SM	COSTCO WHOLESALE CORP	P	2004-06-09	2010-04-14
SN	COSTCO WHOLESALE CORP	P	2004-09-27	2010-04-14
SO	COSTCO WHOLESALE CORP	P	2007-04-27	2010-04-14
SP	COSTCO WHOLESALE CORP	P	2007-04-30	2010-04-14

Form 990PF Part IV - Capital Gains and Losses for Tax on Investment Income - Columns a - d

(a) List and describe the kind(s) of property sold (e g , real estate, 2-story brick warehouse, or common stock, 200 shs MLC Co)		(b) How acquired P—Purchase D—Donation	(c) Date acquired (mo , day, yr)	(d) Date sold (mo , day, yr)
SQ	COSTCO WHOLESALE CORP	P	2008-09-29	2010-04-14
SR	COSTCO WHOLESALE CORP	P	2008-11-06	2010-04-14
SS	COSTCO WHOLESALE CORP	P	2009-04-21	2010-04-14
ST	COSTCO WHOLESALE CORP	P	2009-04-21	2010-12-03
SU	COSTCO WHOLESALE CORP	P	2010-11-16	2010-12-03
SV	CHARLES RIVER LABORATORIES	P	2007-01-29	2010-04-14
SW	CHARLES RIVER LABORATORIES	P	2007-01-30	2010-04-14
SX	CHARLES RIVER LABORATORIES	P	2007-02-01	2010-04-14
SY	CHARLES RIVER LABORATORIES	P	2007-02-02	2010-04-14
SZ	CHARLES RIVER LABORATORIES	P	2007-02-05	2010-04-14
TA	CHARLES RIVER LABORATORIES	P	2007-02-06	2010-04-14
TB	CHARLES RIVER LABORATORIES	P	2007-02-07	2010-04-14
TC	CHARLES RIVER LABORATORIES	P	2007-02-08	2010-04-14
TD	CHARLES RIVER LABORATORIES	P	2007-02-09	2010-04-14
TE	CHARLES RIVER LABORATORIES	P	2007-02-12	2010-04-14
TF	CHARLES RIVER LABORATORIES	P	2008-09-29	2010-04-14
TG	CHARLES RIVER LABORATORIES	P	2008-11-06	2010-04-14
TH	CHARLES RIVER LABORATORIES	P	2009-02-13	2010-04-14
TI	CHARLES RIVER LABORATORIES	P	2009-02-17	2010-04-14
TJ	CHARLES RIVER LABORATORIES	P	2009-04-21	2010-04-14
TK	CHARLES RIVER LABORATORIES	P	2009-04-21	2010-09-07
TL	CHARLES RIVER LABORATORIES	P	2009-04-21	2010-09-08
TM	CHARLES RIVER LABORATORIES	P	2009-04-21	2010-09-09
TN	CHARLES RIVER LABORATORIES	P	2009-04-21	2010-09-10
TO	CHARLES RIVER LABORATORIES	P	2009-04-21	2010-09-14
TP	CHARLES RIVER LABORATORIES	P	2009-04-21	2010-09-14
TQ	CHARLES RIVER LABORATORIES	P	2009-04-21	2010-09-15
TR	CISCO SYSTEMS INC	P	2006-01-10	2010-04-14
TS	CISCO SYSTEMS INC	P	2008-06-12	2010-04-14
TT	CISCO SYSTEMS INC	P	2008-09-29	2010-04-14

Form 990PF Part IV - Capital Gains and Losses for Tax on Investment Income - Columns a - d

(a) List and describe the kind(s) of property sold (e g , real estate, 2-story brick warehouse, or common stock, 200 shs MLC Co)		(b) How acquired P—Purchase D—Donation	(c) Date acquired (mo , day, yr)	(d) Date sold (mo , day, yr)
TU	CISCO SYSTEMS INC	P	2008-11-06	2010-04-14
TV	CISCO SYSTEMS INC	P	2009-04-21	2010-04-14
TW	CISCO SYSTEMS INC	P	2010-02-10	2010-04-14
TX	CISCO SYSTEMS INC	P	2010-02-11	2010-04-14
TY	CISCO SYSTEMS INC	P	2009-04-21	2010-12-03
TZ	CISCO SYSTEMS INC	P	2010-02-10	2010-12-03
UA	CISCO SYSTEMS INC	P	2010-02-11	2010-12-03
UB	CISCO SYSTEMS INC	P	2010-11-16	2010-12-03
UC	CVS CAREMARK CORP	P	2000-03-30	2010-04-14
UD	CVS CAREMARK CORP	P	2000-03-31	2010-04-14
UE	CVS CAREMARK CORP	P	2000-03-31	2010-04-14
UF	CVS CAREMARK CORP	P	2001-03-26	2010-04-14
UG	CVS CAREMARK CORP	P	2001-11-21	2010-04-14
UH	CVS CAREMARK CORP	P	2002-07-23	2010-04-14
UI	CVS CAREMARK CORP	P	2002-12-31	2010-04-14
UJ	CVS CAREMARK CORP	P	2003-06-09	2010-04-14
UK	CVS CAREMARK CORP	P	2003-06-10	2010-04-14
UL	CVS CAREMARK CORP	P	2004-09-27	2010-04-14
UM	CVS CAREMARK CORP	P	2008-09-29	2010-04-14
UN	CVS CAREMARK CORP	P	2008-11-06	2010-04-14
UO	CVS CAREMARK CORP	P	2009-04-21	2010-04-14
UP	CVS CAREMARK CORP	P	2000-03-31	2010-05-25
UQ	CVS CAREMARK CORP	P	2000-03-31	2010-05-25
UR	CVS CAREMARK CORP	P	2001-03-26	2010-05-25
US	CVS CAREMARK CORP	P	2001-11-21	2010-05-25
UT	CVS CAREMARK CORP	P	2002-07-23	2010-05-25
UU	CVS CAREMARK CORP	P	2002-12-31	2010-05-25
UV	CVS CAREMARK CORP	P	2003-06-09	2010-05-25
UW	CVS CAREMARK CORP	P	2003-06-10	2010-05-25
UX	CVS CAREMARK CORP	P	2004-09-27	2010-05-25

Form 990PF Part IV - Capital Gains and Losses for Tax on Investment Income - Columns a - d

(a) List and describe the kind(s) of property sold (e g , real estate, 2-story brick warehouse, or common stock, 200 shs MLC Co)		(b) How acquired P—Purchase D—Donation	(c) Date acquired (mo , day, yr)	(d) Date sold (mo , day, yr)
UY	CVS CAREMARK CORP	P	2008-09-29	2010-05-25
UZ	CVS CAREMARK CORP	P	2008-11-06	2010-05-25
VA	CVS CAREMARK CORP	P	2009-04-21	2010-05-25
VB	CVS CAREMARK CORP	P	2000-03-30	2010-06-01
VC	CVS CAREMARK CORP	P	2000-03-31	2010-06-01
VD	CVS CAREMARK CORP	P	2000-03-31	2010-06-01
VE	CVS CAREMARK CORP	P	2001-03-26	2010-06-01
VF	CVS CAREMARK CORP	P	2001-11-21	2010-06-01
VG	CVS CAREMARK CORP	P	2002-07-23	2010-06-01
VH	CVS CAREMARK CORP	P	2002-12-31	2010-06-01
VI	CVS CAREMARK CORP	P	2003-06-09	2010-06-01
VJ	CVS CAREMARK CORP	P	2003-06-10	2010-06-01
VK	CVS CAREMARK CORP	P	2004-09-27	2010-06-01
VL	CVS CAREMARK CORP	P	2008-09-29	2010-06-01
VM	CVS CAREMARK CORP	P	2008-11-06	2010-06-01
VN	CVS CAREMARK CORP	P	2009-04-21	2010-06-01
VO	CVS CAREMARK CORP	P	2000-03-30	2010-06-02
VP	CVS CAREMARK CORP	P	2000-03-31	2010-06-02
VQ	CVS CAREMARK CORP	P	2000-03-31	2010-06-02
VR	CVS CAREMARK CORP	P	2001-03-26	2010-06-02
VS	CVS CAREMARK CORP	P	2001-11-21	2010-06-02
VT	CVS CAREMARK CORP	P	2002-07-23	2010-06-02
VU	CVS CAREMARK CORP	P	2002-12-31	2010-06-02
VV	CVS CAREMARK CORP	P	2003-06-09	2010-06-02
VW	CVS CAREMARK CORP	P	2003-06-10	2010-06-02
VX	CVS CAREMARK CORP	P	2004-09-27	2010-06-02
VY	CVS CAREMARK CORP	P	2008-09-29	2010-06-02
VZ	CVS CAREMARK CORP	P	2008-11-06	2010-06-02
WA	CVS CAREMARK CORP	P	2009-04-21	2010-06-02
WB	CVS CAREMARK CORP	P	2009-04-21	2010-08-27

Form 990PF Part IV - Capital Gains and Losses for Tax on Investment Income - Columns a - d

(a) List and describe the kind(s) of property sold (e g , real estate, 2-story brick warehouse, or common stock, 200 shs MLC Co)		(b) How acquired P—Purchase D—Donation	(c) Date acquired (mo , day, yr)	(d) Date sold (mo , day, yr)
WC	CVS CAREMARK CORP	P	2000-03-30	2010-05-25
WD	DOVER CORP	P	1998-04-23	2010-02-05
WE	DOVER CORP	P	1998-04-24	2010-02-05
WF	DOVER CORP	P	1998-04-27	2010-02-05
WG	DOVER CORP	P	1998-04-28	2010-02-05
WH	DOVER CORP	P	1998-04-29	2010-02-05
WI	DOVER CORP	P	1998-04-30	2010-02-05
WJ	DOVER CORP	P	1998-05-01	2010-02-05
WK	DOVER CORP	P	1998-05-04	2010-02-05
WL	DOVER CORP	P	1998-05-05	2010-02-05
WM	DOVER CORP	P	1998-07-17	2010-02-05
WN	DOVER CORP	P	1998-07-20	2010-02-05
WO	DOVER CORP	P	1998-07-21	2010-02-05
WP	DOVER CORP	P	1998-07-22	2010-02-05
WQ	DOVER CORP	P	1998-08-14	2010-02-05
WR	DOVER CORP	P	1998-08-17	2010-02-05
WS	DOVER CORP	P	1998-08-18	2010-02-05
WT	DOVER CORP	P	1998-08-19	2010-02-05
WU	DOVER CORP	P	1998-08-25	2010-02-05
WV	DOVER CORP	P	2001-03-26	2010-02-05
WW	DOVER CORP	P	2001-10-22	2010-02-05
WX	DOVER CORP	P	2002-07-23	2010-02-05
WY	DOVER CORP	P	2002-12-31	2010-02-05
WZ	DOVER CORP	P	2003-01-02	2010-02-05
XA	DOVER CORP	P	2004-09-27	2010-02-05
XB	DOVER CORP	P	2004-09-27	2010-02-05
XC	DOVER CORP	P	2008-11-06	2010-02-05
XD	DOVER CORP	P	2009-04-21	2010-02-05
XE	DOVER CORP	P	1998-04-23	2010-02-08
XF	DOVER CORP	P	1998-04-24	2010-02-08

Form 990PF Part IV - Capital Gains and Losses for Tax on Investment Income - Columns a - d

(a) List and describe the kind(s) of property sold (e g , real estate, 2-story brick warehouse, or common stock, 200 shs MLC Co)		(b) How acquired P—Purchase D—Donation	(c) Date acquired (mo , day, yr)	(d) Date sold (mo , day, yr)
XG	DOVER CORP	P	1998-04-27	2010-02-08
XH	DOVER CORP	P	1998-04-28	2010-02-08
XI	DOVER CORP	P	1998-04-29	2010-02-08
XJ	DOVER CORP	P	1998-04-30	2010-02-08
XK	DOVER CORP	P	1998-05-01	2010-02-08
XL	DOVER CORP	P	1998-05-04	2010-02-08
XM	DOVER CORP	P	1998-05-05	2010-02-08
XN	DOVER CORP	P	1998-07-17	2010-02-08
XO	DOVER CORP	P	1998-07-20	2010-02-08
XP	DOVER CORP	P	1998-07-21	2010-02-08
XQ	DOVER CORP	P	1998-07-22	2010-02-08
XR	DOVER CORP	P	1998-08-14	2010-02-08
XS	DOVER CORP	P	1998-08-17	2010-02-08
XT	DOVER CORP	P	1998-08-18	2010-02-08
XU	DOVER CORP	P	1998-08-19	2010-02-08
XV	DOVER CORP	P	1998-08-25	2010-02-08
XW	DOVER CORP	P	2001-03-26	2010-02-08
XX	DOVER CORP	P	2001-10-22	2010-02-08
XY	DOVER CORP	P	2002-07-23	2010-02-08
XZ	DOVER CORP	P	2002-12-31	2010-02-08
YA	DOVER CORP	P	2003-01-02	2010-02-08
YB	DOVER CORP	P	2004-09-27	2010-02-08
YC	DOVER CORP	P	2008-09-29	2010-02-08
YD	DOVER CORP	P	2008-11-06	2010-02-08
YE	DOVER CORP	P	2009-04-21	2010-02-08
YF	DOVER CORP	P	1998-04-23	2010-02-09
YG	DOVER CORP	P	1998-04-24	2010-02-09
YH	DOVER CORP	P	1998-04-27	2010-02-09
YI	DOVER CORP	P	1998-04-28	2010-02-09
YJ	DOVER CORP	P	1998-04-29	2010-02-09

Form 990PF Part IV - Capital Gains and Losses for Tax on Investment Income - Columns a - d

(a) List and describe the kind(s) of property sold (e g , real estate, 2-story brick warehouse, or common stock, 200 shs MLC Co)		(b) How acquired P—Purchase D—Donation	(c) Date acquired (mo , day, yr)	(d) Date sold (mo , day, yr)
YK	DOVER CORP	P	1998-04-30	2010-02-09
YL	DOVER CORP	P	1998-05-01	2010-02-09
YM	DOVER CORP	P	1998-05-04	2010-02-09
YN	DOVER CORP	P	1998-05-05	2010-02-09
YO	DOVER CORP	P	1998-07-17	2010-02-09
YP	DOVER CORP	P	1998-07-20	2010-02-09
YQ	DOVER CORP	P	1998-07-21	2010-02-09
YR	DOVER CORP	P	1998-07-22	2010-02-09
YS	DOVER CORP	P	1998-08-14	2010-02-09
YT	DOVER CORP	P	1998-08-17	2010-02-09
YU	DOVER CORP	P	1998-08-18	2010-02-09
YV	DOVER CORP	P	1998-08-19	2010-02-09
YW	DOVER CORP	P	1998-08-25	2010-02-09
YX	DOVER CORP	P	2001-03-26	2010-02-09
YY	DOVER CORP	P	2001-10-22	2010-02-09
YZ	DOVER CORP	P	2002-07-23	2010-02-09
ZA	DOVER CORP	P	2002-12-31	2010-02-09
ZB	DOVER CORP	P	2003-01-02	2010-02-09
ZC	DOVER CORP	P	2004-09-27	2010-02-09
ZD	DOVER CORP	P	2008-09-29	2010-02-09
ZE	DOVER CORP	P	2008-11-06	2010-02-09
ZF	DOVER CORP	P	2009-04-21	2010-02-09
ZG	EMERSON ELECTRIC COMPANY	P	2008-10-03	2010-04-14
ZH	EMERSON ELECTRIC COMPANY	P	2008-10-06	2010-04-14
ZI	EMERSON ELECTRIC COMPANY	P	2008-10-07	2010-04-14
ZJ	EMERSON ELECTRIC COMPANY	P	2008-10-08	2010-04-14
ZK	EMERSON ELECTRIC COMPANY	P	2008-11-06	2010-04-14
ZL	EMERSON ELECTRIC COMPANY	P	2009-02-18	2010-04-14
ZM	EMERSON ELECTRIC COMPANY	P	2009-04-21	2010-04-14
ZN	EMERSON ELECTRIC COMPANY	P	2009-04-21	2010-12-03

Form 990PF Part IV – Capital Gains and Losses for Tax on Investment Income - Columns a - d

(a) List and describe the kind(s) of property sold (e g , real estate, 2-story brick warehouse, or common stock, 200 shs MLC Co)		(b) How acquired P—Purchase D—Donation	(c) Date acquired (mo , day, yr)	(d) Date sold (mo , day, yr)
ZO	EMERSON ELECTRIC COMPANY	P	2010-11-16	2010-12-03
ZP	EOG RESOURCES INC	P	2009-03-03	2010-01-29
ZQ	EOG RESOURCES INC	P	2009-03-04	2010-01-29
ZR	EOG RESOURCES INC	P	2009-03-05	2010-01-29
ZS	EOG RESOURCES INC	P	2009-03-06	2010-01-29
ZT	EOG RESOURCES INC	P	2009-04-21	2010-01-29
ZU	EOG RESOURCES INC	P	2009-03-03	2010-04-14
ZV	EOG RESOURCES INC	P	2009-03-04	2010-04-14
ZW	EOG RESOURCES INC	P	2009-03-05	2010-04-14
ZX	EOG RESOURCES INC	P	2009-03-06	2010-04-14
ZY	EOG RESOURCES INC	P	2009-04-21	2010-04-14
ZZ	EOG RESOURCES INC	P	2009-04-21	2010-12-03
AAA	EOG RESOURCES INC	P	2010-11-16	2010-12-03
AAB	EXELON CORP	P	2008-10-03	2010-04-14
AAC	EXELON CORP	P	2008-10-06	2010-04-14
AAD	EXELON CORP	P	2008-10-07	2010-04-14
AAE	EXELON CORP	P	2008-10-08	2010-04-14
AAF	EXELON CORP	P	2008-11-06	2010-04-14
AAG	EXELON CORP	P	2009-04-21	2010-04-14
AAH	EXELON CORP	P	2009-05-07	2010-04-14
AAI	EXELON CORP	P	2010-03-15	2010-04-14
AAJ	EXELON CORP	P	2010-03-16	2010-04-14
AAK	EXELON CORP	P	2010-03-17	2010-04-14
AAL	EXELON CORP	P	2009-05-07	2010-12-03
AAM	EXELON CORP	P	2010-03-15	2010-12-03
AAN	EXELON CORP	P	2010-03-16	2010-12-03
AAO	EXELON CORP	P	2010-03-17	2010-12-03
AAP	EXELON CORP	P	2010-11-16	2010-12-03
AAQ	FEDEX CORPORATION	P	1998-10-09	2010-04-14
AAR	FEDEX CORPORATION	P	1998-10-12	2010-04-14

Form 990PF Part IV – Capital Gains and Losses for Tax on Investment Income - Columns a - d

(a) List and describe the kind(s) of property sold (e g , real estate, 2-story brick warehouse, or common stock, 200 shs MLC Co)		(b) How acquired P—Purchase D—Donation	(c) Date acquired (mo , day, yr)	(d) Date sold (mo , day, yr)
AAS	FEDEX CORPORATION	P	1998-10-14	2010-04-14
AAT	FEDEX CORPORATION	P	1998-10-15	2010-04-14
AAU	FEDEX CORPORATION	P	1998-10-16	2010-04-14
AAV	FEDEX CORPORATION	P	1998-10-19	2010-04-14
AAW	FEDEX CORPORATION	P	1998-10-20	2010-04-14
AAX	FEDEX CORPORATION	P	2001-01-23	2010-04-14
AAZ	FEDEX CORPORATION	P	2001-01-24	2010-04-14
ABA	FEDEX CORPORATION	P	2001-03-26	2010-04-14
ABA	FEDEX CORPORATION	P	2002-07-23	2010-04-14
ABB	FEDEX CORPORATION	P	2002-12-31	2010-04-14
ABC	FEDEX CORPORATION	P	2004-09-27	2010-04-14
ABD	FEDEX CORPORATION	P	2007-04-27	2010-04-14
ABE	FEDEX CORPORATION	P	2007-04-30	2010-04-14
ABF	FEDEX CORPORATION	P	2008-09-09	2010-04-14
ABG	FEDEX CORPORATION	P	2008-09-29	2010-04-14
ABH	FEDEX CORPORATION	P	2008-11-06	2010-04-14
ABI	FEDEX CORPORATION	P	2009-04-21	2010-04-14
ABJ	FEDEX CORPORATION	P	2009-04-21	2010-12-03
ABK	FEDEX CORPORATION	P	2010-11-16	2010-12-03
ABL	FEDEX CORPORATION	P	2010-11-22	2010-12-03
ABM	GENERAL ELECTRIC	D	2010-07-29	2010-07-30
ABN	GOOGLE INC-CL A	P	2008-08-08	2010-04-14
ABO	GOOGLE INC-CL A	P	2008-09-29	2010-04-14
ABP	GOOGLE INC-CL A	P	2008-11-06	2010-04-14
ABQ	GOOGLE INC-CL A	P	2009-04-21	2010-04-14
ABR	GOOGLE INC-CL A	P	2009-04-21	2010-12-03
ABS	GOOGLE INC-CL A	P	2010-11-16	2010-12-03
ABT	GOLDMAN SACHS GROUP INC	P	2007-08-17	2010-04-14
ABU	GOLDMAN SACHS GROUP INC	P	2007-08-20	2010-04-14
ABV	GOLDMAN SACHS GROUP INC	P	2008-03-25	2010-04-14

Form 990PF Part IV - Capital Gains and Losses for Tax on Investment Income - Columns a - d

(a) List and describe the kind(s) of property sold (e g , real estate, 2-story brick warehouse, or common stock, 200 shs MLC Co)		(b) How acquired P—Purchase D—Donation	(c) Date acquired (mo , day, yr)	(d) Date sold (mo , day, yr)
ABW	GOLDMAN SACHS GROUP INC	P	2008-09-29	2010-04-14
ABX	GOLDMAN SACHS GROUP INC	P	2008-11-06	2010-04-14
ABY	GOLDMAN SACHS GROUP INC	P	2009-04-21	2010-04-14
ABZ	GOLDMAN SACHS GROUP INC	P	2009-04-21	2010-12-03
ACA	GOLDMAN SACHS GROUP INC	P	2010-11-16	2010-12-03
ACB	GRAINGER WW	P	1983-01-20	2010-04-14
ACC	GRAINGER WW	P	1983-01-21	2010-04-14
ACD	GRAINGER WW	P	1983-01-24	2010-04-14
ACE	GRAINGER WW	P	1983-01-25	2010-04-14
ACF	GRAINGER WW	P	1985-11-26	2010-04-14
ACG	GRAINGER WW	P	1985-12-05	2010-04-14
ACH	GRAINGER WW	P	1985-12-11	2010-04-14
ACI	GRAINGER WW	P	1985-12-27	2010-04-14
ACJ	GRAINGER WW	P	1987-07-10	2010-04-14
ACK	GRAINGER WW	P	1989-10-11	2010-04-14
ACL	GRAINGER WW	P	1989-10-12	2010-04-14
ACM	GRAINGER WW	P	1995-07-19	2010-04-14
ACN	GRAINGER WW	P	2001-03-26	2010-04-14
ACO	GRAINGER WW	P	2002-07-23	2010-04-14
ACP	GRAINGER WW	P	2002-12-31	2010-04-14
ACQ	GRAINGER WW	P	2003-01-02	2010-04-14
ACR	GRAINGER WW	P	2004-09-27	2010-04-14
ACS	GRAINGER WW	P	2006-07-21	2010-04-14
ACT	GRAINGER WW	P	2006-07-24	2010-04-14
ACU	GRAINGER WW	P	2008-09-29	2010-04-14
ACV	GRAINGER WW	P	2008-11-06	2010-04-14
ACW	GRAINGER WW	P	2009-04-21	2010-04-14
ACX	GRAINGER WW	P	2009-04-21	2010-12-03
ACY	GRAINGER WW	P	2010-11-16	2010-12-03
ACZ	INTL BUSINESS MACHINES CORP	P	1998-04-09	2010-04-14

Form 990PF Part IV - Capital Gains and Losses for Tax on Investment Income - Columns a - d

(a) List and describe the kind(s) of property sold (e g , real estate, 2-story brick warehouse, or common stock, 200 shs MLC Co)		(b) How acquired P—Purchase D—Donation	(c) Date acquired (mo , day, yr)	(d) Date sold (mo , day, yr)
ADA	INTL BUSINESS MACHINES CORP	P	1998-04-13	2010-04-14
ADB	INTL BUSINESS MACHINES CORP	P	2001-03-23	2010-04-14
ADC	INTL BUSINESS MACHINES CORP	P	2002-07-23	2010-04-14
ADD	INTL BUSINESS MACHINES CORP	P	2002-12-31	2010-04-14
ADE	INTL BUSINESS MACHINES CORP	P	2004-09-27	2010-04-14
ADF	INTL BUSINESS MACHINES CORP	P	2008-09-28	2010-04-14
ADG	INTL BUSINESS MACHINES CORP	P	2008-11-06	2010-04-14
ADH	INTL BUSINESS MACHINES CORP	P	2009-04-21	2010-04-14
ADI	INTL BUSINESS MACHINES CORP	P	2009-04-21	2010-12-03
ADJ	INTL BUSINESS MACHINES CORP	P	2010-11-16	2010-12-03
ADK	JOHNSON & JOHNSON	P	1982-12-07	2010-04-14
ADL	JOHNSON & JOHNSON	P	1982-12-07	2010-04-14
ADM	JOHNSON & JOHNSON	P	1982-12-07	2010-04-14
ADN	JOHNSON & JOHNSON	P	1984-08-08	2010-04-14
ADO	JOHNSON & JOHNSON	P	1984-08-09	2010-04-14
ADP	JOHNSON & JOHNSON	P	2000-05-18	2010-04-14
ADQ	JOHNSON & JOHNSON	P	2000-05-19	2010-04-14
ADR	JOHNSON & JOHNSON	P	2001-03-26	2010-04-14
ADS	JOHNSON & JOHNSON	P	2002-07-23	2010-04-14
ADT	JOHNSON & JOHNSON	P	2002-12-09	2010-04-14
ADU	JOHNSON & JOHNSON	P	2002-12-31	2010-04-14
ADV	JOHNSON & JOHNSON	P	2004-09-27	2010-04-14
ADW	JOHNSON & JOHNSON	P	2008-09-29	2010-04-14
ADX	JOHNSON & JOHNSON	P	2008-11-06	2010-04-14
ADY	JOHNSON & JOHNSON	P	2008-12-17	2010-04-14
ADZ	JOHNSON & JOHNSON	P	2008-12-18	2010-04-14
AEA	JOHNSON & JOHNSON	P	2009-04-21	2010-04-14
AEB	JOHNSON & JOHNSON	P	2010-02-10	2010-04-14
AEC	JOHNSON & JOHNSON	P	2009-04-21	2010-12-03
AED	JOHNSON & JOHNSON	P	2010-02-10	2010-12-03

Form 990PF Part IV - Capital Gains and Losses for Tax on Investment Income - Columns a - d

(a) List and describe the kind(s) of property sold (e g , real estate, 2-story brick warehouse, or common stock, 200 shs MLC Co)		(b) How acquired P—Purchase D—Donation	(c) Date acquired (mo , day, yr)	(d) Date sold (mo , day, yr)
AEE	JOHNSON & JOHNSON	P	2010-11-16	2010-12-03
AEF	COCA-COLA COMPANY	P	2007-06-26	2010-04-14
AEG	COCA-COLA COMPANY	P	2007-06-27	2010-04-14
AEH	COCA-COLA COMPANY	P	2007-07-02	2010-04-14
AEI	COCA-COLA COMPANY	P	2007-07-03	2010-04-14
AEJ	COCA-COLA COMPANY	P	2007-07-10	2010-04-14
AEK	COCA-COLA COMPANY	P	2007-07-17	2010-04-14
AEL	COCA-COLA COMPANY	P	2007-07-27	2010-04-14
AEM	COCA-COLA COMPANY	P	2008-06-02	2010-04-14
AEN	COCA-COLA COMPANY	P	2008-09-29	2010-04-14
AEO	COCA-COLA COMPANY	P	2008-11-06	2010-04-14
AEP	COCA-COLA COMPANY	P	2009-04-21	2010-04-14
AEQ	COCA-COLA COMPANY	P	2009-04-21	2010-12-03
AER	COCA-COLA COMPANY	P	2010-11-16	2010-12-03
AES	MEDTRONIC	P	2000-01-11	2010-04-14
AET	MEDTRONIC	P	2000-01-12	2010-04-14
AEU	MEDTRONIC	P	2000-01-14	2010-04-14
AEV	MEDTRONIC	P	2001-03-26	2010-04-14
AEW	MEDTRONIC	P	2001-11-21	2010-04-14
AEX	MEDTRONIC	P	2001-11-23	2010-04-14
AEY	MEDTRONIC	P	2001-11-26	2010-04-14
AEZ	MEDTRONIC	P	2002-07-23	2010-04-14
AFA	MEDTRONIC	P	2002-12-31	2010-04-14
AFB	MEDTRONIC	P	2003-10-15	2010-04-14
AFC	MEDTRONIC	P	2003-10-16	2010-04-14
AFD	MEDTRONIC	P	2003-12-16	2010-04-14
AFE	MEDTRONIC	P	2004-09-27	2010-04-14
AFF	MEDTRONIC	P	2008-09-29	2010-04-14
AFG	MEDTRONIC	P	2008-11-06	2010-04-14
AFH	MEDTRONIC	P	2009-04-21	2010-04-14

Form 990PF Part IV - Capital Gains and Losses for Tax on Investment Income - Columns a - d

(a) List and describe the kind(s) of property sold (e g , real estate, 2-story brick warehouse, or common stock, 200 shs MLC Co)		(b) How acquired P—Purchase D—Donation	(c) Date acquired (mo , day, yr)	(d) Date sold (mo , day, yr)
AFI	MEDTRONIC	P	2009-04-21	2010-12-03
AFJ	MEDTRONIC	P	2010-11-16	2010-12-03
AFK	3M CO	P	2010-09-17	2010-12-03
AFL	3M CO	P	2010-11-16	2010-12-03
AFM	MONSANTO COMPANY	P	2007-06-26	2010-04-14
AFN	MONSANTO COMPANY	P	2007-06-27	2010-04-14
AFO	MONSANTO COMPANY	P	2007-06-29	2010-04-14
AFP	MONSANTO COMPANY	P	2008-09-29	2010-04-14
AFQ	MONSANTO COMPANY	P	2008-10-20	2010-04-14
AFR	MONSANTO COMPANY	P	2008-11-06	2010-04-14
AFS	MONSANTO COMPANY	P	2009-04-21	2010-04-14
AFT	MONSANTO COMPANY	P	2009-09-10	2010-04-14
AFU	MONSANTO COMPANY	P	2010-02-05	2010-04-14
AFV	MONSANTO COMPANY	P	2009-09-10	2010-12-03
AFW	MONSANTO COMPANY	P	2010-02-05	2010-12-03
AFX	MONSANTO COMPANY	P	2010-05-25	2010-12-03
AFY	MONSANTO COMPANY	P	2010-11-16	2010-12-03
AFZ	MICROSOFT CORP	P	2002-05-20	2010-04-14
AGA	MICROSOFT CORP	P	2002-05-21	2010-04-14
AGB	MICROSOFT CORP	P	2002-07-23	2010-04-14
AGC	MICROSOFT CORP	P	2002-08-06	2010-04-14
AGD	MICROSOFT CORP	P	2002-12-31	2010-04-14
AGE	MICROSOFT CORP	P	2003-11-14	2010-04-14
AGF	MICROSOFT CORP	P	2003-12-16	2010-04-14
AGG	MICROSOFT CORP	P	2004-09-27	2010-04-14
AGH	MICROSOFT CORP	P	2004-12-03	2010-04-14
AGI	MICROSOFT CORP	P	2005-02-22	2010-04-14
AGJ	MICROSOFT CORP	P	2006-05-31	2010-04-14
AGK	MICROSOFT CORP	P	2006-06-21	2010-04-14
AGL	MICROSOFT CORP	P	2008-09-29	2010-04-14

Form 990PF Part IV – Capital Gains and Losses for Tax on Investment Income - Columns a - d

(a) List and describe the kind(s) of property sold (e g , real estate, 2-story brick warehouse, or common stock, 200 shs MLC Co)		(b) How acquired P—Purchase D—Donation	(c) Date acquired (mo , day, yr)	(d) Date sold (mo , day, yr)
AGM	MICROSOFT CORP	P	2008-11-06	2010-04-14
AGN	MICROSOFT CORP	P	2009-04-21	2010-04-14
AGO	MICROSOFT CORP	P	2009-04-21	2010-12-03
AGP	MICROSOFT CORP	P	2010-11-16	2010-12-03
AGQ	M&T BANK CORPORATION	P	2009-11-16	2010-04-14
AGR	M&T BANK CORPORATION	P	2009-11-17	2010-04-14
AGS	M&T BANK CORPORATION	P	2009-11-17	2010-12-03
AGT	M&T BANK CORPORATION	P	2010-11-16	2010-12-03
AGU	NESTLES SA ADR	P	2002-11-15	2010-04-14
AGV	NESTLES SA ADR	P	2002-11-18	2010-04-14
AGW	NESTLES SA ADR	P	2002-11-19	2010-04-14
AGX	NESTLES SA ADR	P	2002-12-31	2010-04-14
AGY	NESTLES SA ADR	P	2003-03-28	2010-04-14
AGZ	NESTLES SA ADR	P	2003-03-31	2010-04-14
AHA	NESTLES SA ADR	P	2003-08-22	2010-04-14
AHB	NESTLES SA ADR	P	2004-07-13	2010-04-14
AHC	NESTLES SA ADR	P	2004-09-27	2010-04-14
AHD	NESTLES SA ADR	P	2008-09-29	2010-04-14
AHE	NESTLES SA ADR	P	2008-09-30	2010-04-14
AHF	NESTLES SA ADR	P	2008-11-06	2010-04-14
AHG	NESTLES SA ADR	P	2009-04-21	2010-04-14
AHH	NESTLES SA ADR	P	2009-04-21	2010-12-03
AHI	NESTLES SA ADR	P	2010-11-16	2010-12-03
AHJ	NOVARTIS AG-ADR	P	2004-12-14	2010-04-14
AHK	NOVARTIS AG-ADR	P	2005-02-07	2010-04-14
AHL	NOVARTIS AG-ADR	P	2005-02-08	2010-04-14
AHM	NOVARTIS AG-ADR	P	2005-07-26	2010-04-14
AHN	NOVARTIS AG-ADR	P	2007-04-27	2010-04-14
AHO	NOVARTIS AG-ADR	P	2007-04-30	2010-04-14
AHP	NOVARTIS AG-ADR	P	2008-09-29	2010-04-14

Form 990PF Part IV - Capital Gains and Losses for Tax on Investment Income - Columns a - d

(a) List and describe the kind(s) of property sold (e g , real estate, 2-story brick warehouse, or common stock, 200 shs MLC Co)		(b) How acquired P—Purchase D—Donation	(c) Date acquired (mo , day, yr)	(d) Date sold (mo , day, yr)
AHQ	NOVARTIS AG-ADR	P	2008-11-06	2010-04-14
AHR	NOVARTIS AG-ADR	P	2009-04-21	2010-04-14
AHS	NOVARTIS AG-ADR	P	2009-04-21	2010-12-03
AHT	NOVARTIS AG-ADR	P	2010-11-16	2010-12-03
AHU	OCCIDENTAL PETROLEUM CORP	P	2009-07-08	2010-04-14
AHV	OCCIDENTAL PETROLEUM CORP	P	2009-07-09	2010-04-14
AHW	OCCIDENTAL PETROLEUM CORP	P	2009-07-09	2010-12-03
AHX	OCCIDENTAL PETROLEUM CORP	P	2010-11-16	2010-12-03
AHY	PEPSICO INC	P	2007-04-17	2010-04-14
AHZ	PEPSICO INC	P	2007-04-18	2010-04-14
AIA	PEPSICO INC	P	2007-04-20	2010-04-14
AIB	PEPSICO INC	P	2007-04-20	2010-04-14
AIC	PEPSICO INC	P	2007-04-23	2010-04-14
AID	PEPSICO INC	P	2008-06-02	2010-04-14
AIE	PEPSICO INC	P	2008-09-29	2010-04-14
AIF	PEPSICO INC	P	2008-11-06	2010-04-14
AIG	PEPSICO INC	P	2009-04-21	2010-04-14
AIH	PEPSICO INC	P	2010-02-10	2010-04-14
AII	PEPSICO INC	P	2009-04-21	2010-12-03
AIJ	PEPSICO INC	P	2010-02-10	2010-12-03
AIK	PEPSICO INC	P	2010-11-16	2010-12-03
AIL	PROCTER & GAMBLE CO	P	2007-06-26	2010-04-14
AIM	PROCTER & GAMBLE CO	P	2007-06-27	2010-04-14
AIN	PROCTER & GAMBLE CO	P	2007-07-02	2010-04-14
AIO	PROCTER & GAMBLE CO	P	2007-07-03	2010-04-14
AIP	PROCTER & GAMBLE CO	P	2007-07-10	2010-04-14
AIQ	PROCTER & GAMBLE CO	P	2007-07-17	2010-04-14
AIR	PROCTER & GAMBLE CO	P	2007-07-27	2010-04-14
AIS	PROCTER & GAMBLE CO	P	2007-10-09	2010-04-14
AIT	PROCTER & GAMBLE CO	P	2008-09-29	2010-04-14

Form 990PF Part IV – Capital Gains and Losses for Tax on Investment Income – Columns a – d

(a) List and describe the kind(s) of property sold (e g , real estate, 2-story brick warehouse, or common stock, 200 shs MLC Co)		(b) How acquired P—Purchase D—Donation	(c) Date acquired (mo , day, yr)	(d) Date sold (mo , day, yr)
AIU	PROCTER & GAMBLE CO	P	2008-11-06	2010-04-14
AIV	PROCTER & GAMBLE CO	P	2009-04-21	2010-04-14
AIW	PROCTER & GAMBLE CO	P	2009-04-21	2010-12-03
AIX	PROCTER & GAMBLE CO	P	2010-11-16	2010-12-03
AIY	PROGRESSV CP OH	P	2000-06-21	2010-04-14
AIZ	PROGRESSV CP OH	P	2000-06-22	2010-04-14
AJA	PROGRESSV CP OH	P	2000-07-21	2010-04-14
AJB	PROGRESSV CP OH	P	2001-03-23	2010-04-14
AJC	PROGRESSV CP OH	P	2002-07-23	2010-04-14
AJD	PROGRESSV CP OH	P	2002-12-31	2010-04-14
AJE	PROGRESSV CP OH	P	2004-09-27	2010-04-14
AJF	PROGRESSV CP OH	P	2007-03-05	2010-04-14
AJG	PROGRESSV CP OH	P	2007-09-17	2010-04-14
AJH	PROGRESSV CP OH	P	2007-09-18	2010-04-14
AJI	PROGRESSV CP OH	P	2007-09-19	2010-04-14
AJJ	PROGRESSV CP OH	P	2008-02-05	2010-04-14
AJK	PROGRESSV CP OH	P	2008-02-06	2010-04-14
AJL	PROGRESSV CP OH	P	2008-09-29	2010-04-14
AJM	PROGRESSV CP OH	P	2008-11-06	2010-04-14
AJN	PROGRESSV CP OH	P	2009-04-21	2010-04-14
AJO	PROGRESSV CP OH	P	2010-02-10	2010-04-14
AJP	PROGRESSV CP OH	P	2010-02-11	2010-04-14
AJQ	PROGRESSV CP OH	P	2009-04-21	2010-12-03
AJR	PROGRESSV CP OH	P	2010-02-10	2010-12-03
AJS	PROGRESSV CP OH	P	2010-02-11	2010-12-03
AJT	PROGRESSV CP OH	P	2010-11-16	2010-12-03
AJU	PHILIP MORRIS INTERNATIONAL INC	P	1987-10-22	2010-04-14
AJV	PHILIP MORRIS INTERNATIONAL INC	P	1997-01-01	2010-04-14
AJW	PHILIP MORRIS INTERNATIONAL INC	P	2001-03-26	2010-04-14
AJX	PHILIP MORRIS INTERNATIONAL INC	P	2002-07-23	2010-04-14

Form 990PF Part IV - Capital Gains and Losses for Tax on Investment Income - Columns a - d

(a) List and describe the kind(s) of property sold (e g , real estate, 2-story brick warehouse, or common stock, 200 shs MLC Co)		(b) How acquired P—Purchase D—Donation	(c) Date acquired (mo , day, yr)	(d) Date sold (mo , day, yr)
AJY	PHILIP MORRIS INTERNATIONAL INC	P	2002-12-31	2010-04-14
AJZ	PHILIP MORRIS INTERNATIONAL INC	P	2003-04-07	2010-04-14
AKA	PHILIP MORRIS INTERNATIONAL INC	P	2004-09-27	2010-04-14
AKB	PHILIP MORRIS INTERNATIONAL INC	P	2008-09-29	2010-04-14
AKC	PHILIP MORRIS INTERNATIONAL INC	P	2008-11-06	2010-04-14
AKD	PHILIP MORRIS INTERNATIONAL INC	P	2009-04-21	2010-04-14
AKE	PHILIP MORRIS INTERNATIONAL INC	P	2009-04-21	2010-12-03
AKF	PHILIP MORRIS INTERNATIONAL INC	P	2010-11-16	2010-12-03
AKG	QUALCOMM INC	P	2008-12-12	2010-04-14
AKH	QUALCOMM INC	P	2008-12-15	2010-04-14
AKI	QUALCOMM INC	P	2009-04-21	2010-04-14
AKJ	QUALCOMM INC	P	2010-02-05	2010-04-14
AKK	QUALCOMM INC	P	2009-04-21	2010-12-03
AKL	QUALCOMM INC	P	2010-02-05	2010-12-03
AKM	QUALCOMM INC	P	2010-11-16	2010-12-03
AKN	SAP AG SPONSORED ADR	P	2007-02-26	2010-02-10
AKO	SAP AG SPONSORED ADR	P	2007-02-27	2010-02-10
AKP	SAP AG SPONSORED ADR	P	2007-02-28	2010-02-10
AKQ	SAP AG SPONSORED ADR	P	2008-09-29	2010-02-10
AKR	SAP AG SPONSORED ADR	P	2008-11-06	2010-02-10
AKS	SAP AG SPONSORED ADR	P	2009-04-21	2010-02-10
AKT	SAP AG SPONSORED ADR	P	2007-02-26	2010-02-11
AKU	SAP AG SPONSORED ADR	P	2007-02-27	2010-02-11
AKV	SAP AG SPONSORED ADR	P	2007-02-28	2010-02-11
AKW	SAP AG SPONSORED ADR	P	2008-09-29	2010-02-11
AKX	SAP AG SPONSORED ADR	P	2008-11-06	2010-02-11
AKY	SAP AG SPONSORED ADR	P	2009-04-21	2010-02-11
AKZ	SYSCO CORP	P	1995-08-15	2010-04-14
ALA	SYSCO CORP	P	1995-08-16	2010-04-14
ALB	SYSCO CORP	P	1995-08-17	2010-04-14

Form 990PF Part IV - Capital Gains and Losses for Tax on Investment Income - Columns a - d

(a) List and describe the kind(s) of property sold (e g , real estate, 2-story brick warehouse, or common stock, 200 shs MLC Co)		(b) How acquired P—Purchase D—Donation	(c) Date acquired (mo , day, yr)	(d) Date sold (mo , day, yr)
ALC	SYSCO CORP	P	1997-02-10	2010-04-14
ALD	SYSCO CORP	P	1997-02-11	2010-04-14
ALE	SYSCO CORP	P	1997-02-12	2010-04-14
ALF	SYSCO CORP	P	1997-02-13	2010-04-14
ALG	SYSCO CORP	P	1997-02-14	2010-04-14
ALH	SYSCO CORP	P	1997-02-18	2010-04-14
ALI	SYSCO CORP	P	2001-03-26	2010-04-14
ALJ	SYSCO CORP	P	2002-07-23	2010-04-14
ALK	SYSCO CORP	P	2002-12-31	2010-04-14
ALL	SYSCO CORP	P	2004-09-27	2010-04-14
ALM	SYSCO CORP	P	2004-12-13	2010-04-14
ALN	SYSCO CORP	P	2004-12-14	2010-04-14
ALO	SYSCO CORP	P	2004-12-15	2010-04-14
ALP	SYSCO CORP	P	2006-02-01	2010-04-14
ALQ	SYSCO CORP	P	2006-02-02	2010-04-14
ALR	SYSCO CORP	P	2008-09-29	2010-04-14
ALS	SYSCO CORP	P	2008-11-06	2010-04-14
ALT	SYSCO CORP	P	2009-04-21	2010-04-14
ALU	SYSCO CORP	P	2009-04-21	2010-12-03
ALV	SYSCO CORP	P	2010-11-16	2010-12-03
ALW	TIFFANY & CO	P	2006-03-08	2010-04-14
ALX	TIFFANY & CO	P	2006-03-09	2010-04-14
ALY	TIFFANY & CO	P	2006-03-10	2010-04-14
ALZ	TIFFANY & CO	P	2006-03-14	2010-04-14
AMA	TIFFANY & CO	P	2006-03-15	2010-04-14
AMB	TIFFANY & CO	P	2006-03-16	2010-04-14
AMC	TIFFANY & CO	P	2006-03-20	2010-04-14
AMD	TIFFANY & CO	P	2006-03-21	2010-04-14
AME	TIFFANY & CO	P	2006-03-22	2010-04-14
AMF	TIFFANY & CO	P	2006-03-23	2010-04-14

Form 990PF Part IV – Capital Gains and Losses for Tax on Investment Income - Columns a - d

(a) List and describe the kind(s) of property sold (e g , real estate, 2-story brick warehouse, or common stock, 200 shs MLC Co)		(b) How acquired P—Purchase D—Donation	(c) Date acquired (mo , day, yr)	(d) Date sold (mo , day, yr)
AMG	TIFFANY & CO	P	2006-03-24	2010-04-14
AMH	TIFFANY & CO	P	2006-03-27	2010-04-14
AMI	TIFFANY & CO	P	2006-03-28	2010-04-14
AMJ	TIFFANY & CO	P	2008-05-12	2010-04-14
AMK	TIFFANY & CO	P	2008-05-13	2010-04-14
AML	TIFFANY & CO	P	2008-05-14	2010-04-14
AMM	TIFFANY & CO	P	2008-05-15	2010-04-14
AMN	TIFFANY & CO	P	2008-09-28	2010-04-14
AMO	TIFFANY & CO	P	2008-11-06	2010-04-14
AMP	TIFFANY & CO	P	2009-04-21	2010-04-14
AMQ	TIFFANY & CO	P	2009-04-21	2010-11-16
AMR	TIFFANY & CO	P	2009-04-21	2010-11-17
AMS	TIFFANY & CO	P	2009-04-21	2010-12-03
AMT	TEXAS INSTRUMENTS INC	P	2010-06-29	2010-12-03
AMU	TEXAS INSTRUMENTS INC	P	2010-11-16	2010-12-03
AMV	UNION PACIFIC CORPORATION	P	2008-10-03	2010-04-14
AMW	UNION PACIFIC CORPORATION	P	2008-11-06	2010-04-14
AMX	UNION PACIFIC CORPORATION	P	2009-02-02	2010-04-14
AMY	UNION PACIFIC CORPORATION	P	2009-02-03	2010-04-14
AMZ	UNION PACIFIC CORPORATION	P	2009-04-21	2010-04-14
ANA	UNION PACIFIC CORPORATION	P	2009-04-21	2010-12-03
ANB	UNION PACIFIC CORPORATION	P	2010-11-16	2010-12-03
ANC	UTI WORLDWIDE INC	P	2006-12-12	2010-04-14
AND	UTI WORLDWIDE INC	P	2006-12-13	2010-04-14
ANE	UTI WORLDWIDE INC	P	2006-12-14	2010-04-14
ANF	UTI WORLDWIDE INC	P	2006-12-15	2010-04-14
ANG	UTI WORLDWIDE INC	P	2006-12-18	2010-04-14
ANH	UTI WORLDWIDE INC	P	2006-12-19	2010-04-14
ANI	UTI WORLDWIDE INC	P	2006-12-20	2010-04-14
ANJ	UTI WORLDWIDE INC	P	2006-12-21	2010-04-14

Form 990PF Part IV - Capital Gains and Losses for Tax on Investment Income - Columns a - d

(a) List and describe the kind(s) of property sold (e g , real estate, 2-story brick warehouse, or common stock, 200 shs MLC Co)		(b) How acquired P—Purchase D—Donation	(c) Date acquired (mo , day, yr)	(d) Date sold (mo , day, yr)
ANK	UTI WORLDWIDE INC	P	2006-12-22	2010-04-14
ANL	UTI WORLDWIDE INC	P	2006-12-27	2010-04-14
ANM	UTI WORLDWIDE INC	P	2006-12-28	2010-04-14
ANN	UTI WORLDWIDE INC	P	2006-12-29	2010-04-14
ANO	UTI WORLDWIDE INC	P	2007-01-03	2010-04-14
ANP	UTI WORLDWIDE INC	P	2007-01-04	2010-04-14
ANQ	UTI WORLDWIDE INC	P	2007-01-05	2010-04-14
ANR	UTI WORLDWIDE INC	P	2007-01-05	2010-04-14
ANS	UTI WORLDWIDE INC	P	2007-01-08	2010-04-14
ANT	UTI WORLDWIDE INC	P	2007-01-09	2010-04-14
ANU	UTI WORLDWIDE INC	P	2007-03-05	2010-04-14
ANV	UTI WORLDWIDE INC	P	2007-03-06	2010-04-14
ANW	UTI WORLDWIDE INC	P	2007-03-07	2010-04-14
ANX	UTI WORLDWIDE INC	P	2007-03-08	2010-04-14
ANY	UTI WORLDWIDE INC	P	2007-03-29	2010-04-14
ANZ	UTI WORLDWIDE INC	P	2007-03-30	2010-04-14
AOA	UTI WORLDWIDE INC	P	2007-04-02	2010-04-14
AOB	UTI WORLDWIDE INC	P	2007-04-03	2010-04-14
AOC	UTI WORLDWIDE INC	P	2008-09-29	2010-04-14
AOD	UTI WORLDWIDE INC	P	2008-11-06	2010-04-14
AOE	UTI WORLDWIDE INC	P	2009-04-21	2010-04-14
AOF	UTI WORLDWIDE INC	P	2009-04-21	2010-12-03
AOG	UTI WORLDWIDE INC	P	2010-11-16	2010-12-03
AOH	WELLS FARGO & CO	P	2009-05-01	2010-04-14
AOI	WELLS FARGO & CO	P	2009-12-17	2010-04-14
AOJ	WELLS FARGO & CO	P	2010-02-10	2010-04-14
AOK	WELLS FARGO & CO	P	2010-02-11	2010-04-14
AOL	WELLS FARGO & CO	P	2009-05-01	2010-12-03
AOM	WELLS FARGO & CO	P	2009-12-17	2010-12-03
AON	WELLS FARGO & CO	P	2010-02-10	2010-12-03

Form 990PF Part IV - Capital Gains and Losses for Tax on Investment Income - Columns a - d

(a) List and describe the kind(s) of property sold (e g , real estate, 2-story brick warehouse, or common stock, 200 shs MLC Co)		(b) How acquired P—Purchase D—Donation	(c) Date acquired (mo , day, yr)	(d) Date sold (mo , day, yr)
AOO	WELLS FARGO & CO	P	2010-02-11	2010-12-03
AOP	WELLS FARGO & CO	P	2010-11-16	2010-12-03
AOQ	WAL-MART STORES	P	2003-06-24	2010-04-14
AOR	WAL-MART STORES	P	2003-06-25	2010-04-14
AOS	WAL-MART STORES	P	2003-12-16	2010-04-14
AOT	WAL-MART STORES	P	2004-09-27	2010-04-14
AOU	WAL-MART STORES	P	2005-07-26	2010-04-14
AOV	WAL-MART STORES	P	2006-04-28	2010-04-14
AOW	WAL-MART STORES	P	2008-09-29	2010-04-14
AOX	WAL-MART STORES	P	2008-11-06	2010-04-14
AOY	WAL-MART STORES	P	2009-04-21	2010-04-14
AOZ	WAL-MART STORES	P	2009-04-21	2010-12-03
APA	WAL-MART STORES	P	2010-11-16	2010-12-03
APB	EXXON MOBIL CORP	P	2010-08-27	2010-12-03
APC	EXXON MOBIL CORP	P	2010-11-16	2010-12-03

Form 990PF Part IV - Capital Gains and Losses for Tax on Investment Income - Columns e - h

(e) Gross sales price		(f) Depreciation allowed (or allowable)	(g) Cost or other basis plus expense of sale	(h) Gain or (loss) (e) plus (f) minus (g)
A	579		590	-11
B	1,157		1,179	-22
C	1,314		1,338	-24
D	903		920	-17
E	1,099		1,119	-20
F	1,435		1,462	-27
G	2,422		2,417	5
H	1,461		1,458	3
I	3,804		3,796	8
J	2,660		2,655	5
K	2,293		2,288	5
L	1,079		1,077	2
M	2,571		2,565	6
N	2,632		2,627	5
O	3,016		3,010	6
P	2,008		2,004	4
Q	2,801		2,795	6
R	3,482		3,475	7
S	1,211		626	585
T	2,421		1,262	1,159
U	2,086		1,080	1,006
V	4,173		2,175	1,998
W	1,354		1,399	-45
X	1,341		1,287	54
Y	14,377		14,161	216
Z	9,158		8,486	672
AA	1,278		1,184	94
AB	6,776		6,279	497
AC	215,662		198,002	17,660
AD	491		455	36

Form 990PF Part IV - Capital Gains and Losses for Tax on Investment Income - Columns e - h

(e) Gross sales price		(f) Depreciation allowed (or allowable)	(g) Cost or other basis plus expense of sale	(h) Gain or (loss) (e) plus (f) minus (g)
AE	156		144	12
AF	372		345	27
AG	591		547	44
AH	639		593	46
AI	510		473	37
AJ	171		158	13
AK	193		179	14
AL	345		320	25
AM	387		358	29
AN	613		568	45
AO	219		203	16
AP	255,781		243,867	11,914
AQ	148,534		139,087	9,447
AR	3,273		3,183	90
AS	733		713	20
AT	319,364		306,652	12,712
AU	706		686	20
AV	3,103		2,832	271
AW	2,419		2,207	212
AX	220,457		198,656	21,801
AY	2,244		2,048	196
AZ	25,999		24,602	1,397
BA	487		461	26
BB	490		464	26
BC	492		466	26
BD	502		475	27
BE	508		481	27
BF	505		478	27
BG	508		480	28
BH	510		483	27

Form 990PF Part IV - Capital Gains and Losses for Tax on Investment Income - Columns e - h

(e) Gross sales price		(f) Depreciation allowed (or allowable)	(g) Cost or other basis plus expense of sale	(h) Gain or (loss) (e) plus (f) minus (g)
BI	513		485	28
BJ	510		483	27
BK	517		489	28
BL	30		29	1
BM	29		28	1
BN	30		29	1
BO	30		29	1
BP	31		30	1
BQ	30		29	1
BR	30		29	1
BS	30		29	1
BT	739		715	24
BU	28		27	1
BV	28		27	1
BW	28		27	1
BX	477		452	25
BY	55		52	3
BZ	68		64	4
CA	56		53	3
CB	66		63	3
CC	55		52	3
CD	58		54	4
CE	64		61	3
CF	67		63	4
CG	61		58	3
CH	59		56	3
CI	57		54	3
CJ	61		58	3
CK	58		55	3
CL	55		53	2

Form 990PF Part IV - Capital Gains and Losses for Tax on Investment Income - Columns e - h

(e) Gross sales price		(f) Depreciation allowed (or allowable)	(g) Cost or other basis plus expense of sale	(h) Gain or (loss) (e) plus (f) minus (g)
CM	356		341	15
CN	56		53	3
CO	59		57	2
CP	56		54	2
CQ	58		55	3
CR	984		943	41
CS	51		49	2
CT	55		53	2
CU	54		52	2
CV	69		66	3
CW	69		67	2
CX	1,663		1,609	54
CY	567		549	18
CZ	42		41	1
DA	42		41	1
DB	43		41	2
DC	43		41	2
DD	43		42	1
DE	43		42	1
DF	44		42	2
DG	44		42	2
DH	1,098		1,149	-51
DI	1,866		1,953	-87
DJ	2,879		3,014	-135
DK	5,742		6,011	-269
DL	13,519		14,150	-631
DM	15,425		16,146	-721
DN	9,747		10,203	-456
DO	8,251		8,637	-386
DP	744		757	-13

Form 990PF Part IV - Capital Gains and Losses for Tax on Investment Income - Columns e - h

(e) Gross sales price		(f) Depreciation allowed (or allowable)	(g) Cost or other basis plus expense of sale	(h) Gain or (loss) (e) plus (f) minus (g)
DQ	2,098		2,135	-37
DR	7,182		7,308	-126
DS	725		738	-13
DT	4,083		4,154	-71
DU	9,370		9,534	-164
DV	6,356		6,467	-111
DW	11,236		11,433	-197
DX	3,332		3,464	-132
DY	429		446	-17
DZ	428		445	-17
EA	12,131		12,612	-481
EB	6,583		6,844	-261
EC	6,266		6,514	-248
ED	10,391		10,803	-412
EE	995		1,035	-40
EF	3,336		3,142	194
EG	5,590		5,264	326
EH	566		533	33
EI	896		844	52
EJ	2,641		2,487	154
EK	2,443		2,301	142
EL	1,893		1,782	111
EM	1,577		1,485	92
EN	750		706	44
EO	3,080		2,900	180
EP	2,314		2,179	135
EQ	2,484		2,339	145
ER	87		82	5
ES	85		81	4
ET	86		82	4

Form 990PF Part IV - Capital Gains and Losses for Tax on Investment Income - Columns e - h

(e) Gross sales price		(f) Depreciation allowed (or allowable)	(g) Cost or other basis plus expense of sale	(h) Gain or (loss) (e) plus (f) minus (g)
EU	87		83	4
EV	87		82	5
EW	88		84	4
EX	89		84	5
EY	93		89	4
EZ	89		85	4
FA	91		86	5
FB	92		87	5
FC	91		87	4
FD	23		22	1
FE	24		22	2
FF	471		436	35
FG	20		18	2
FH	20		18	2
FI	20		19	1
FJ	20		19	1
FK	20		19	1
FL	21		19	2
FM	21		19	2
FN	21		19	2
FO	21		19	2
FP	213		196	17
FQ	215		198	17
FR	216		199	17
FS	206		189	17
FT	245		225	20
FU	220		202	18
FV	221		204	17
FW	223		205	18
FX	224		206	18

Form 990PF Part IV - Capital Gains and Losses for Tax on Investment Income - Columns e - h

(e) Gross sales price		(f) Depreciation allowed (or allowable)	(g) Cost or other basis plus expense of sale	(h) Gain or (loss) (e) plus (f) minus (g)
FY	215		198	17
FZ	227		209	18
GA	229		211	18
GB	89		88	1
GC	54		54	
GD	48		48	
GE	86		85	1
GF	49		49	
GG	42		42	
GH	65		65	
GI	66		65	1
GJ	46		46	
GK	47		47	
GL	46		46	
GM	58		57	1
GN	2,587		2,354	233
GO	6,448		5,867	581
GP	505		459	46
GQ	504		459	45
GR	2,403		2,187	216
GS	4,389		3,994	395
GT	2,072		1,885	187
GU	2,511		2,333	178
GV	6,191		5,753	438
GW	4,335		4,029	306
GX	4,330		4,023	307
GY	5,283		4,909	374
GZ	6,179		5,742	437
HA	16,989		16,705	284
HB	245		240	5

Form 990PF Part IV - Capital Gains and Losses for Tax on Investment Income - Columns e - h

(e) Gross sales price		(f) Depreciation allowed (or allowable)	(g) Cost or other basis plus expense of sale	(h) Gain or (loss) (e) plus (f) minus (g)
HC	5,530		5,438	92
HD	240		236	4
HE	6,597		6,487	110
HF	5,656		5,561	95
HG	13,828		13,984	-156
HH	5,982		6,050	-68
HI	4,820		4,875	-55
HJ	3,440		3,479	-39
HK	3,326		3,364	-38
HL	3,535		3,574	-39
HM	3,221		3,258	-37
HN	9,376		9,481	-105
HO	3,321		3,358	-37
HP	2,799		2,831	-32
HQ	2,807		2,839	-32
HR	3,055		3,090	-35
HS	7,069		6,609	460
HT	1,078		1,008	70
HU	539		533	6
HV	130,650		117,488	13,162
HW	227,563		226,188	1,375
HX	286,667		279,903	6,764
HY	143,333		138,361	4,972
HZ	206,000		207,867	-1,867
IA	750,000		753,516	-3,516
IB	225,988		217,681	8,307
IC	3,377		4,147	-770
ID	8,331		10,358	-2,027
IE	2,589		3,081	-492
IF	3,377		4,023	-646

Form 990PF Part IV - Capital Gains and Losses for Tax on Investment Income - Columns e - h

(e) Gross sales price		(f) Depreciation allowed (or allowable)	(g) Cost or other basis plus expense of sale	(h) Gain or (loss) (e) plus (f) minus (g)
IG	1,845		1,976	-131
IH	4,798		5,099	-301
II	1,549		1,679	-130
IJ	5,958		7,112	-1,154
IK	2,041		2,444	-403
IL	1,456		1,196	260
IM	1,563		1,037	526
IN	1,442		956	486
IO	1,292		1,136	156
IP	5,198		4,670	528
IQ	14,759		13,694	1,065
IR	526		381	145
IS	2,117		1,566	551
IT	2,049		1,523	526
IU	2,732		2,040	692
IV	4,554		3,402	1,152
IW	3,415		2,561	854
IX	3,415		2,553	862
IY	2,277		1,702	575
IZ	1,594		1,190	404
JA	3,871		2,894	977
JB	3,780		2,772	1,008
JC	6,783		6,390	393
JD	1,485		1,313	172
JE	1,591		1,189	402
JF	1,468		1,122	346
JG	14,357		9,690	4,667
JH	578		551	27
JI	1,038		654	384
JJ	1,648		1,088	560

Form 990PF Part IV - Capital Gains and Losses for Tax on Investment Income - Columns e - h

(e) Gross sales price		(f) Depreciation allowed (or allowable)	(g) Cost or other basis plus expense of sale	(h) Gain or (loss) (e) plus (f) minus (g)
JK	610		407	203
JL	1,007		671	336
JM	244		178	66
JN	733		535	198
JO	427		318	109
JP	183		136	47
JQ	244		201	43
JR	1,393		553	840
JS	2,388		949	1,439
JT	1,774		795	979
JU	591		358	233
JV	728		510	218
JW	910		754	156
JX	691		922	-231
JY	1,481		1,946	-465
JZ	3,159		4,216	-1,057
KA	2,533		2,056	477
KB	6,079		4,901	1,178
KC	2,839		2,303	536
KD	1,320		1,634	-314
KE	1,416		1,125	291
KF	1,307		860	447
KG	10,162		9,171	991
KH	409		404	5
KI	16,704		1,750	14,954
KJ	3,961		3,572	389
KK	1,033		758	275
KL	5,281		3,339	1,942
KM	1,613		912	701
KN	1,985		1,348	637

Form 990PF Part IV - Capital Gains and Losses for Tax on Investment Income - Columns e - h

(e) Gross sales price		(f) Depreciation allowed (or allowable)	(g) Cost or other basis plus expense of sale	(h) Gain or (loss) (e) plus (f) minus (g)
KO	1,508		1,482	26
KP	8,326		9,466	-1,140
KQ	1,739		1,309	430
KR	1,866		1,027	839
KS	1,720		718	1,002
KT	14,342		8,229	6,113
KU	578		538	40
KV	7,425		319	7,106
KW	1,591		187	1,404
KX	398		46	352
KY	663		79	584
KZ	928		105	823
LA	265		30	235
LB	398		45	353
LC	265		30	235
LD	796		91	705
LE	265		30	235
LF	6,978		2,413	4,565
LG	2,335		736	1,599
LH	1,229		403	826
LI	1,229		401	828
LJ	2,089		680	1,409
LK	1,352		579	773
LL	1,722		568	1,154
LM	2,119		830	1,289
LN	1,732		1,131	601
LO	1,454		1,489	-35
LP	1,561		1,362	199
LQ	1,440		1,244	196
LR	12,762		4,118	8,644

Form 990PF Part IV - Capital Gains and Losses for Tax on Investment Income - Columns e - h

(e) Gross sales price		(f) Depreciation allowed (or allowable)	(g) Cost or other basis plus expense of sale	(h) Gain or (loss) (e) plus (f) minus (g)
LS	514		485	29
LT	701		636	65
LU	2,619		2,449	170
LV	1,309		1,296	13
LW	50,156		45,201	4,955
LX	25,078		23,930	1,148
LY	8,103		5,583	2,520
LZ	21,599		14,998	6,601
MA	3,173		2,958	215
MB	3,005		2,808	197
MC	10,545		6,510	4,035
MD	1,194		995	199
ME	1,131		945	186
MF	3,834		2,548	1,286
MG	673		590	83
MH	14,527		11,897	2,630
MI	10,169		8,434	1,735
MJ	1,192		1,153	39
MK	8,867		8,422	445
ML	1,496		1,218	278
MM	1,604		1,253	351
MN	1,479		984	495
MO	4,009		3,583	426
MP	2,483		2,245	238
MQ	156,732		243,023	-86,291
MR	109,712		172,281	-62,569
MS	12,863		23,545	-10,682
MT	95,664		172,040	-76,376
MU	16,138		24,870	-8,732
MV	17,306		25,588	-8,282

Form 990PF Part IV - Capital Gains and Losses for Tax on Investment Income - Columns e - h

(e) Gross sales price		(f) Depreciation allowed (or allowable)	(g) Cost or other basis plus expense of sale	(h) Gain or (loss) (e) plus (f) minus (g)
MW	15,961		20,090	-4,129
MX	43,250		73,182	-29,932
MY	26,790		45,850	-19,060
MZ	5,185		2,648	2,537
NA	9,919		5,129	4,790
NB	5,849		3,135	2,714
NC	928		510	418
ND	855		535	320
NE	9,753		8,875	878
NF	32,832		13,850	18,982
NG	15,089		11,190	3,899
NH	39,024		16,620	22,404
NI	81,377		34,624	46,753
NJ	37,400		27,974	9,426
NK	17,935		13,428	4,507
NL	31,134		13,268	17,866
NM	14,309		10,720	3,589
NN	62,729		22,270	40,459
NO	28,830		17,993	10,837
NP	83,852		27,699	56,153
NQ	38,538		22,380	16,158
NR	62,337		20,775	41,562
NS	28,649		16,785	11,864
NT	83,710		28,364	55,346
NU	38,472		22,917	15,555
NV	10,813		5,717	5,096
NW	29,088		15,459	13,629
NX	17,164		6,797	10,367
NY	691		622	69
NZ	276		78	198

Form 990PF Part IV - Capital Gains and Losses for Tax on Investment Income - Columns e - h

(e) Gross sales price		(f) Depreciation allowed (or allowable)	(g) Cost or other basis plus expense of sale	(h) Gain or (loss) (e) plus (f) minus (g)
OA	414		119	295
OB	276		80	196
OC	1,655		476	1,179
OD	483		133	350
OE	965		263	702
OF	414		113	301
OG	896		241	655
OH	384		145	239
OI	538		210	328
OJ	692		275	417
OK	423		172	251
OL	384		156	228
OM	269		108	161
ON	959		1,212	-253
OO	6,550		8,375	-1,825
OP	6,550		4,317	2,233
OQ	1,118		792	326
OR	8,946		5,030	3,916
OS	2,396		1,377	1,019
OT	2,008		1,328	680
OU	2,455		1,669	786
OV	7,810		4,568	3,242
OW	6,025		3,500	2,525
OX	2,518		3,251	-733
OY	5,069		6,616	-1,547
OZ	11,338		14,940	-3,602
PA	3,090		2,758	332
PB	3,313		1,995	1,318
PC	3,059		2,115	944
PD	409		116	293

Form 990PF Part IV - Capital Gains and Losses for Tax on Investment Income - Columns e - h

(e) Gross sales price		(f) Depreciation allowed (or allowable)	(g) Cost or other basis plus expense of sale	(h) Gain or (loss) (e) plus (f) minus (g)
PE	613		177	436
PF	409		118	291
PG	2,452		705	1,747
PH	715		196	519
PI	1,430		389	1,041
PJ	613		167	446
PK	1,328		357	971
PL	569		215	354
PM	797		311	486
PN	1,024		406	618
PO	626		255	371
PP	569		230	339
PQ	398		159	239
PR	1,420		1,793	-373
PS	9,703		12,392	-2,689
PT	9,703		6,386	3,317
PU	1,657		1,171	486
PV	13,253		7,442	5,811
PW	3,550		2,038	1,512
PX	2,975		1,965	1,010
PY	3,636		2,469	1,167
PZ	11,570		6,759	4,811
QA	8,925		5,179	3,746
QB	3,731		4,810	-1,079
QC	7,509		9,788	-2,279
QD	16,796		22,104	-5,308
QE	4,578		4,080	498
QF	4,908		2,951	1,957
QG	4,532		3,129	1,403
QH	91		25	66

Form 990PF Part IV - Capital Gains and Losses for Tax on Investment Income - Columns e - h

(e) Gross sales price		(f) Depreciation allowed (or allowable)	(g) Cost or other basis plus expense of sale	(h) Gain or (loss) (e) plus (f) minus (g)
Q I	137		38	99
Q J	91		25	66
Q K	549		151	398
Q L	160		42	118
Q M	320		83	237
Q N	137		36	101
Q O	297		76	221
Q P	127		46	81
Q Q	178		66	112
Q R	229		87	142
Q S	140		55	85
Q T	127		49	78
Q U	89		34	55
Q V	318		383	-65
Q W	2,172		2,650	-478
Q X	2,172		1,366	806
Q Y	371		250	121
Q Z	2,967		1,591	1,376
RA	795		436	359
RB	666		420	246
RC	814		528	286
RD	2,590		1,445	1,145
RE	1,998		1,107	891
RF	835		1,028	-193
RG	1,681		2,093	-412
RH	3,760		4,726	-966
RI	1,025		872	153
RJ	1,099		631	468
RK	1,014		669	345
RL	9,538		6,732	2,806

Form 990PF Part IV - Capital Gains and Losses for Tax on Investment Income - Columns e - h

(e) Gross sales price		(f) Depreciation allowed (or allowable)	(g) Cost or other basis plus expense of sale	(h) Gain or (loss) (e) plus (f) minus (g)
RM	385		373	12
RN	10,785		14,600	-3,815
RO	10,382		14,383	-4,001
RP	7,349		9,467	-2,118
RQ	1,226		1,213	13
RR	1,316		1,183	133
RS	1,214		927	287
RT	10,742		8,715	2,027
RU	11,410		13,468	-2,058
RV	4,090		3,004	1,086
RW	624		619	5
RX	3,463		342	3,121
RY	6,926		687	6,239
RZ	8,657		863	7,794
SA	3,463		336	3,127
SB	1,732		170	1,562
SC	3,463		346	3,117
SD	1,732		175	1,557
SE	1,732		174	1,558
SF	1,539		371	1,168
SG	1,409		1,113	296
SH	1,510		839	671
SI	1,393		790	603
SJ	12,299		1,964	10,335
SK	495		452	43
SL	13,053		8,811	4,242
SM	15,664		10,718	4,946
SN	1,523		1,068	455
SO	2,895		2,642	253
SP	7,193		6,610	583

Form 990PF Part IV - Capital Gains and Losses for Tax on Investment Income - Columns e - h

(e) Gross sales price		(f) Depreciation allowed (or allowable)	(g) Cost or other basis plus expense of sale	(h) Gain or (loss) (e) plus (f) minus (g)
SQ	1,735		1,849	-114
SR	1,860		1,688	172
SS	1,717		1,343	374
ST	17,029		432	16,597
SU	685		648	37
SV	808		900	-92
SW	1,002		1,122	-120
SX	1,617		1,833	-216
SY	2,425		2,772	-347
SZ	1,940		2,202	-262
TA	323		367	-44
TB	3,071		3,524	-453
TC	647		740	-93
TD	1,940		2,241	-301
TE	1,694		1,958	-264
TF	667		945	-278
TG	715		463	252
TH	5,554		3,856	1,698
TI	3,179		2,170	1,009
TJ	1,000		653	347
TK	29,564		38,949	-9,385
TL	29,554		38,949	-9,395
TM	41,231		54,529	-13,298
TN	40,933		54,529	-13,596
TO	29,633		38,949	-9,316
TP	11,874		15,580	-3,706
TQ	120,227		154,901	-34,674
TR	44,156		31,506	12,650
TS	8,935		8,763	172
TT	2,283		1,851	432

Form 990PF Part IV - Capital Gains and Losses for Tax on Investment Income - Columns e - h

(e) Gross sales price		(f) Depreciation allowed (or allowable)	(g) Cost or other basis plus expense of sale	(h) Gain or (loss) (e) plus (f) minus (g)
TU	2,449		1,560	889
TV	2,259		1,497	762
TW	3,659		3,270	389
TX	2,008		1,797	211
TY	13,981		14,665	-684
TZ	897		1,120	-223
UA	492		615	-123
UB	619		631	-12
UC	1,971		986	985
UD	2,464		1,232	1,232
UE	12,136		6,138	5,998
UF	801		588	213
UG	7,701		2,593	5,108
UH	1,463		488	975
UI	1,862		634	1,228
UJ	4,656		1,723	2,933
UK	3,325		1,249	2,076
UL	1,805		1,035	770
UM	1,643		1,450	193
UN	1,762		1,427	335
UO	1,626		1,341	285
UP	9,623		5,295	4,328
UQ	47,392		26,375	21,017
UR	3,127		2,528	599
US	30,071		11,143	18,928
UT	5,714		2,098	3,616
UU	7,272		2,726	4,546
UV	18,180		7,405	10,775
UW	12,986		5,367	7,619
UX	7,050		4,448	2,602

Form 990PF Part IV - Capital Gains and Losses for Tax on Investment Income - Columns e - h

(e) Gross sales price		(f) Depreciation allowed (or allowable)	(g) Cost or other basis plus expense of sale	(h) Gain or (loss) (e) plus (f) minus (g)
UY	6,417		6,232	185
UZ	6,882		6,130	752
VA	6,350		5,763	587
VB	5,499		2,953	2,546
VC	6,874		3,693	3,181
VD	33,854		18,393	15,461
VE	2,234		1,763	471
VF	21,481		7,770	13,711
VG	4,081		1,463	2,618
VH	5,195		1,901	3,294
VI	12,986		5,164	7,822
VJ	9,276		3,743	5,533
VK	5,036		3,102	1,934
VL	4,584		4,346	238
VM	4,916		4,275	641
VN	4,536		4,019	517
VO	2,311		1,235	1,076
VP	2,889		1,543	1,346
VQ	14,230		7,688	6,542
VR	939		737	202
VS	9,029		3,248	5,781
VT	1,716		612	1,104
VU	2,183		795	1,388
VV	5,459		2,159	3,300
VW	3,899		1,564	2,335
VX	2,117		1,297	820
VY	1,927		1,817	110
VZ	2,066		1,787	279
WA	1,907		1,680	227
WB	285,626		187,054	98,572

Form 990PF Part IV - Capital Gains and Losses for Tax on Investment Income - Columns e - h

(e) Gross sales price		(f) Depreciation allowed (or allowable)	(g) Cost or other basis plus expense of sale	(h) Gain or (loss) (e) plus (f) minus (g)
WC	7,698		4,235	3,463
WD	11,031		10,610	421
WE	8,825		8,424	401
WF	6,618		6,266	352
WG	5,883		5,594	289
WH	2,942		2,814	128
WI	7,354		7,041	313
WJ	2,942		2,813	129
WK	3,677		3,507	170
WL	4,045		3,890	155
WM	3,755		3,082	673
WN	14,267		11,964	2,303
WO	9,386		7,768	1,618
WP	2,628		2,116	512
WQ	23,278		15,846	7,432
WR	4,506		3,169	1,337
WS	6,007		4,352	1,655
WT	9,011		6,653	2,358
WU	5,632		4,155	1,477
WV	6,439		5,704	735
WW	18,888		15,522	3,366
WX	9,269		6,690	2,579
WY	7,601		5,378	2,223
WZ	3,522		2,575	947
XA	9,370		8,577	793
XB	8,038		7,414	624
XC	8,624		6,335	2,289
XD	7,963		6,096	1,867
XE	7,925		7,621	304
XF	6,340		6,051	289

Form 990PF Part IV - Capital Gains and Losses for Tax on Investment Income - Columns e - h

(e) Gross sales price		(f) Depreciation allowed (or allowable)	(g) Cost or other basis plus expense of sale	(h) Gain or (loss) (e) plus (f) minus (g)
XG	4,755		4,501	254
XH	4,227		4,018	209
XI	2,113		2,021	92
XJ	5,284		5,057	227
XK	2,113		2,021	92
XL	2,642		2,519	123
XM	2,906		2,794	112
XN	2,698		2,213	485
XO	10,251		8,594	1,657
XP	6,744		5,579	1,165
XQ	1,888		1,520	368
XR	16,725		11,382	5,343
XS	3,237		2,276	961
XT	4,316		3,126	1,190
XU	6,474		4,779	1,695
XV	4,046		2,985	1,061
XW	4,626		4,097	529
XX	13,571		11,149	2,422
XY	6,660		4,805	1,855
XZ	5,461		3,863	1,598
YA	2,531		1,849	682
YB	6,732		6,161	571
YC	5,775		5,326	449
YD	6,196		4,550	1,646
YE	5,722		4,379	1,343
YF	5,348		5,052	296
YG	4,279		4,011	268
YH	3,209		2,984	225
YI	2,852		2,663	189
YJ	1,426		1,340	86

Form 990PF Part IV - Capital Gains and Losses for Tax on Investment Income - Columns e - h

(e) Gross sales price		(f) Depreciation allowed (or allowable)	(g) Cost or other basis plus expense of sale	(h) Gain or (loss) (e) plus (f) minus (g)
YK	3,565		3,352	213
YL	1,426		1,339	87
YM	1,783		1,670	113
YN	1,961		1,852	109
YO	1,820		1,467	353
YP	6,918		5,697	1,221
YQ	4,551		3,698	853
YR	1,274		1,008	266
YS	11,286		7,545	3,741
YT	2,185		1,509	676
YU	2,913		2,072	841
YV	4,369		3,168	1,201
YW	2,731		1,979	752
YX	3,122		2,716	406
YY	9,158		7,391	1,767
YZ	4,494		3,185	1,309
ZA	3,685		2,561	1,124
ZB	1,708		1,226	482
ZC	4,543		4,084	459
ZD	3,897		3,530	367
ZE	4,181		3,016	1,165
ZF	3,861		2,902	959
ZG	15,123		11,618	3,505
ZH	6,048		4,287	1,761
ZI	4,989		3,634	1,355
ZJ	6,082		4,389	1,693
ZK	1,427		888	539
ZL	10,380		6,057	4,323
ZM	1,723		1,092	631
ZN	16,170		10,219	5,951

Form 990PF Part IV - Capital Gains and Losses for Tax on Investment Income - Columns e - h

(e) Gross sales price		(f) Depreciation allowed (or allowable)	(g) Cost or other basis plus expense of sale	(h) Gain or (loss) (e) plus (f) minus (g)
ZO	652		630	22
ZP	106,833		55,104	51,729
ZQ	16,618		9,151	7,467
ZR	9,021		5,060	3,961
ZS	45,986		26,059	19,927
ZT	6,980		4,300	2,680
ZU	16,220		7,107	9,113
ZV	2,523		1,180	1,343
ZW	1,370		653	717
ZX	6,982		3,361	3,621
ZY	1,060		555	505
ZZ	7,730		4,087	3,643
AAA	311		303	8
AAB	7,910		11,024	-3,114
AAC	3,954		5,010	-1,056
AAD	3,589		4,514	-925
AAE	1,707		2,057	-350
AAF	761		875	-114
AAG	701		730	-29
AAH	6,523		7,049	-526
AAI	2,893		2,898	-5
AAJ	5,284		5,353	-69
AAK	1,393		1,426	-33
AAL	7,152		9,965	-2,813
AAM	880		984	-104
AAN	1,606		1,817	-211
AAO	423		484	-61
AAP	406		408	-2
AAQ	1,144		277	867
AAR	687		175	512

Form 990PF Part IV - Capital Gains and Losses for Tax on Investment Income - Columns e - h

(e) Gross sales price		(f) Depreciation allowed (or allowable)	(g) Cost or other basis plus expense of sale	(h) Gain or (loss) (e) plus (f) minus (g)
AAS	687		181	506
AAT	1,488		403	1,085
AAU	2,289		682	1,607
AAV	3,204		944	2,260
AAW	1,488		439	1,049
AAX	4,447		2,074	2,373
AAZ	458		212	246
AAZ	785		343	442
ABA	1,088		552	536
ABB	1,269		741	528
ABC	1,012		934	78
ABD	5,679		6,560	-881
ABE	2,221		2,554	-333
ABF	11,872		10,972	900
ABG	1,715		1,478	237
ABH	1,838		1,248	590
ABI	1,695		957	738
ABJ	14,732		10,140	4,592
ABK	593		537	56
ABL	3,452		3,174	278
ABM	1,118		1,155	-37
ABN	30,825		25,631	5,194
ABO	1,317		885	432
ABP	12,986		7,340	5,646
ABQ	1,751		1,133	618
ABR	14,785		11,348	3,437
ABS	601		618	-17
ABT	9,318		8,790	528
ABU	8,724		8,161	563
ABV	9,381		9,108	273

Form 990PF Part IV - Capital Gains and Losses for Tax on Investment Income - Columns e - h

(e) Gross sales price		(f) Depreciation allowed (or allowable)	(g) Cost or other basis plus expense of sale	(h) Gain or (loss) (e) plus (f) minus (g)
ABW	1,184		750	434
ABX	1,265		559	706
ABY	1,174		760	414
ABZ	8,686		9,015	-329
ACA	347		356	-9
ACB	1,933		106	1,827
ACC	3,222		176	3,046
ACD	1,289		69	1,220
ACE	3,866		211	3,655
ACF	644		51	593
ACG	644		52	592
ACH	4,832		400	4,432
ACI	2,255		194	2,061
ACJ	3,866		481	3,385
ACK	1,301		175	1,126
ACL	867		117	750
ACM	4,684		1,194	3,490
ACN	1,513		427	1,086
ACO	1,837		687	1,150
ACP	1,020		471	549
ACQ	1,224		582	642
ACR	1,728		860	868
ACS	6,064		3,384	2,680
ACT	3,881		2,214	1,667
ACU	2,010		1,511	499
ACV	2,155		1,428	727
ACW	1,989		1,393	596
ACX	19,623		5,088	14,535
ACY	788		749	39
ACZ	23,014		9,384	13,630

Form 990PF Part IV - Capital Gains and Losses for Tax on Investment Income - Columns e - h

(e) Gross sales price		(f) Depreciation allowed (or allowable)	(g) Cost or other basis plus expense of sale	(h) Gain or (loss) (e) plus (f) minus (g)
ADA	6,301		2,596	3,705
ADB	1,377		984	393
ADC	1,693		904	789
ADD	2,117		1,274	843
ADE	1,904		1,233	671
ADF	1,564		1,360	204
ADG	1,679		1,104	575
ADH	1,549		1,216	333
ADI	14,923		6,507	8,416
ADJ	601		588	13
ADK	7,819		188	7,631
ADL	1,489		69	1,420
ADM	1,489		70	1,419
ADN	7,447		227	7,220
ADO	2,234		69	2,165
ADP	2,926		1,978	948
ADQ	2,633		1,769	864
ADR	1,317		860	457
ADS	1,577		1,064	513
ADT	257		217	40
ADU	1,995		1,650	345
ADV	1,443		1,256	187
ADW	1,401		1,452	-51
ADX	1,505		1,337	168
ADY	80		72	8
ADZ	379		344	35
AEA	1,406		1,129	277
AEB	6,027		5,783	244
AEC	11,511		4,368	7,143
AED	1,962		1,967	-5

Form 990PF Part IV - Capital Gains and Losses for Tax on Investment Income - Columns e - h

(e) Gross sales price		(f) Depreciation allowed (or allowable)	(g) Cost or other basis plus expense of sale	(h) Gain or (loss) (e) plus (f) minus (g)
AEE	543		547	-4
AEF	6,746		6,415	331
AGE	3,372		3,223	149
AEH	8,562		8,238	324
AEI	5,524		5,339	185
AEJ	2,224		2,132	92
AEK	1,129		1,104	25
AEL	5,030		4,852	178
AEM	7,161		7,450	-289
AEN	1,709		1,616	93
AEO	1,832		1,475	357
AEP	1,691		1,340	351
AEQ	17,272		13,990	3,282
AER	694		667	27
AES	6,051		5,696	355
AET	2,132		1,961	171
AEU	2,063		2,015	48
AEV	481		474	7
AEW	1,375		1,332	43
AEX	688		666	22
AEY	2,682		2,586	96
AEZ	888		666	222
AFA	1,184		1,185	-1
AFB	6,076		6,129	-53
AFC	2,734		2,791	-57
AFD	5,620		5,824	-204
AFE	1,670		1,865	-195
AFF	1,445		1,588	-143
AFG	1,552		1,322	230
AFH	1,430		967	463

Form 990PF Part IV - Capital Gains and Losses for Tax on Investment Income - Columns e - h

(e) Gross sales price		(f) Depreciation allowed (or allowable)	(g) Cost or other basis plus expense of sale	(h) Gain or (loss) (e) plus (f) minus (g)
AFI	9,272		12,077	-2,805
AFJ	373		376	-3
AFK	8,501		8,429	72
AFL	4,741		4,641	100
AFM	14,314		14,483	-169
AFN	3,818		3,731	87
AFO	275		279	-4
AFP	790		1,120	-330
AFQ	5,415		7,161	-1,746
AFR	1,088		1,375	-287
AFS	1,003		1,188	-185
AFT	7,015		8,267	-1,252
AFU	7,492		8,605	-1,113
AFV	9,929		11,980	-2,051
AFW	2,340		2,908	-568
AFX	3,088		2,686	402
AFY	618		589	29
AFZ	6,204		5,446	758
AGA	3,368		2,947	421
AGB	532		401	131
AGC	4,964		3,706	1,258
AGD	1,064		902	162
AGE	6,072		5,108	964
AGF	5,981		5,265	716
AGG	1,394		1,238	156
AGH	3,486		3,101	385
AGI	7,669		6,310	1,359
AGJ	9,517		7,141	2,376
AGK	9,551		7,141	2,410
AGL	2,570		2,180	390

Form 990PF Part IV - Capital Gains and Losses for Tax on Investment Income - Columns e - h

(e) Gross sales price		(f) Depreciation allowed (or allowable)	(g) Cost or other basis plus expense of sale	(h) Gain or (loss) (e) plus (f) minus (g)
AGM	2,758		1,917	841
AGN	2,544		1,560	984
AGO	18,619		17,088	1,531
AGP	749		718	31
AGQ	16,114		11,768	4,346
AGR	6,993		5,111	1,882
AGS	6,720		5,349	1,371
AGT	269		269	
AGU	9,239		3,940	5,299
AGV	16,630		7,127	9,503
AGW	10,717		4,562	6,155
AGX	2,587		1,086	1,501
AGY	7,391		2,852	4,539
AGZ	2,956		1,122	1,834
AHA	11,825		5,036	6,789
AHB	10,850		5,811	5,039
AHC	3,756		1,695	2,061
AHD	400		329	71
AHE	2,864		2,425	439
AHF	3,502		2,661	841
AHG	3,231		2,071	1,160
AHH	30,468		13,032	17,436
AHI	1,226		1,196	30
AHJ	14,931		13,808	1,123
AHK	2,947		2,630	317
AHL	5,304		4,718	586
AHM	8,257		7,500	757
AHN	5,173		5,708	-535
AHO	3,201		3,506	-305
AHP	1,710		1,672	38

Form 990PF Part IV - Capital Gains and Losses for Tax on Investment Income - Columns e - h

(e) Gross sales price		(f) Depreciation allowed (or allowable)	(g) Cost or other basis plus expense of sale	(h) Gain or (loss) (e) plus (f) minus (g)
AHQ	1,835		1,619	216
AHR	1,691		1,128	563
AHS	14,812		13,615	1,197
AHT	596		608	-12
AHU	17,124		11,791	5,333
AHV	12,450		8,844	3,606
AHW	10,088		6,690	3,398
AHX	405		378	27
AHY	7,954		7,835	119
AHZ	3,260		3,255	5
AIA	6,362		6,431	-69
AIB	1,314		1,328	-14
AIC	10,253		10,378	-125
AID	6,952		7,111	-159
AIE	1,551		1,652	-101
AIF	1,665		1,383	282
AIG	1,534		1,144	390
AIH	6,336		5,795	541
AII	13,144		13,146	-2
AIJ	2,155		1,986	169
AIK	615		602	13
AIL	10,551		10,280	271
AIM	3,705		3,605	100
AIN	4,637		4,540	97
AIO	4,637		4,552	85
AIP	2,334		2,276	58
AIQ	1,187		1,191	-4
AIR	3,740		3,742	-2
AIS	7,002		7,879	-877
AIT	1,623		1,744	-121

Form 990PF Part IV - Capital Gains and Losses for Tax on Investment Income - Columns e - h

(e) Gross sales price		(f) Depreciation allowed (or allowable)	(g) Cost or other basis plus expense of sale	(h) Gain or (loss) (e) plus (f) minus (g)
AIU	1,743		1,772	-29
AIV	1,605		1,313	292
AIW	13,669		13,907	-238
AIX	549		560	-11
AIY	2,820		933	1,887
AIZ	2,732		889	1,843
AJA	7,050		1,843	5,207
AJB	617		226	391
AJC	838		498	340
AJD	931		576	355
AJE	721		740	-19
AJF	3,848		4,326	-478
AJG	2,639		2,492	147
AJH	4,223		4,093	130
AJI	2,678		2,648	30
AJJ	5,493		5,046	447
AJK	4,136		3,812	324
AJL	1,665		1,379	286
AJM	1,786		1,124	662
AJN	1,647		1,291	356
AJO	4,172		3,403	769
AJP	2,890		2,376	514
AJQ	14,210		10,108	4,102
AJR	1,430		1,141	289
AJS	991		796	195
AJT	669		677	-8
AJU	1,665		129	1,536
AJV	13,878		167	13,711
AJW	761		346	415
AJX	938		417	521

Form 990PF Part IV - Capital Gains and Losses for Tax on Investment Income - Columns e - h

(e) Gross sales price		(f) Depreciation allowed (or allowable)	(g) Cost or other basis plus expense of sale	(h) Gain or (loss) (e) plus (f) minus (g)
AJY	1,173		490	683
AJZ	5,865		1,765	4,100
AKA	1,188		558	630
AKB	1,095		1,037	58
AKC	1,173		950	223
AKD	1,083		781	302
AKE	10,596		2,150	8,446
AKF	426		431	-5
AKG	19,557		15,362	4,195
AKH	4,161		3,298	863
AKI	925		870	55
AKJ	9,306		8,343	963
AKK	8,882		6,150	2,732
AKL	3,584		2,815	769
AKM	502		478	24
AKN	20,562		21,948	-1,386
AKO	201,508		214,172	-12,664
AKP	46,265		49,053	-2,788
AKQ	11,533		14,429	-2,896
AKR	12,375		9,788	2,587
AKS	11,401		10,024	1,377
AKT	34,771		37,841	-3,070
AKU	340,756		369,264	-28,508
AKV	78,235		84,574	-6,339
AKW	19,503		24,878	-5,375
AKX	20,927		16,876	4,051
AKY	19,279		17,283	1,996
AKZ	3,881		915	2,966
ALA	8,889		2,097	6,792
ALB	4,632		1,089	3,543

Form 990PF Part IV - Capital Gains and Losses for Tax on Investment Income - Columns e - h

(e) Gross sales price		(f) Depreciation allowed (or allowable)	(g) Cost or other basis plus expense of sale	(h) Gain or (loss) (e) plus (f) minus (g)
ALC	952		268	684
ALD	952		270	682
ALE	408		117	291
ALF	816		236	580
ALG	816		237	579
ALH	680		196	484
ALI	1,117		945	172
ALJ	1,385		1,033	352
ALK	1,711		1,709	2
ALL	1,323		1,326	-3
ALM	882		1,077	-195
ALN	2,205		2,733	-528
ALO	2,646		3,278	-632
ALP	5,220		5,354	-134
ALQ	2,609		2,699	-90
ALR	1,768		1,854	-86
ALS	1,896		1,570	326
ALT	1,749		1,286	463
ALU	14,681		9,888	4,793
ALV	591		587	4
ALW	5,862		4,205	1,657
ALX	2,931		2,103	828
ALY	977		703	274
ALZ	1,172		852	320
AMA	3,908		2,972	936
AMB	3,908		3,023	885
AMC	1,954		1,509	445
AMD	1,954		1,507	447
AME	1,563		1,198	365
AMF	977		755	222

Form 990PF Part IV - Capital Gains and Losses for Tax on Investment Income - Columns e - h

(e) Gross sales price		(f) Depreciation allowed (or allowable)	(g) Cost or other basis plus expense of sale	(h) Gain or (loss) (e) plus (f) minus (g)
AMG	2,540		1,955	585
AMH	2,345		1,805	540
AMI	3,570		2,677	893
AMJ	2,079		1,792	287
AMK	3,301		2,967	334
AML	4,452		4,055	397
AMM	768		729	39
AMN	1,903		1,298	605
AMO	2,041		926	1,115
AMP	1,881		1,011	870
AMQ	133,051		92,223	40,828
AMR	145,599		100,561	45,038
AMS	13,454		8,262	5,192
AMT	10,616		7,753	2,863
AMU	427		401	26
AMV	28,070		23,098	4,972
AMW	1,240		978	262
AMX	6,079		3,413	2,666
AMY	8,074		4,649	3,425
AMZ	1,695		1,040	655
ANA	17,412		10,524	6,888
ANB	699		674	25
ANC	271		442	-171
AND	136		222	-86
ANE	611		1,041	-430
ANF	814		1,395	-581
ANG	407		699	-292
ANH	271		465	-194
ANI	611		1,040	-429
ANJ	611		1,037	-426

Form 990PF Part IV - Capital Gains and Losses for Tax on Investment Income - Columns e - h

(e) Gross sales price		(f) Depreciation allowed (or allowable)	(g) Cost or other basis plus expense of sale	(h) Gain or (loss) (e) plus (f) minus (g)
ANK	611		1,031	-420
ANL	271		470	-199
ANM	204		358	-154
ANN	204		361	-157
ANO	407		734	-327
ANP	499		882	-383
ANQ	1,357		2,387	-1,030
ANR	1,782		3,116	-1,334
ANS	787		1,390	-603
ANT	508		892	-384
ANU	632		1,099	-467
ANV	204		354	-150
ANW	499		875	-376
ANX	1,156		2,039	-883
ANY	1,009		1,438	-429
ANZ	3,024		4,400	-1,376
AOA	1,689		2,442	-753
AOB	330		481	-151
AOC	813		769	44
AOD	872		646	226
AOE	804		606	198
AOF	8,197		11,365	-3,168
AOG	330		333	-3
AOH	33,326		20,041	13,285
AOI	11,843		9,285	2,558
AOJ	3,927		3,208	719
AOK	3,360		2,728	632
AOL	8,644		5,995	2,649
AOM	3,315		3,026	289
AON	1,099		1,045	54

Form 990PF Part IV - Capital Gains and Losses for Tax on Investment Income - Columns e - h

(e) Gross sales price		(f) Depreciation allowed (or allowable)	(g) Cost or other basis plus expense of sale	(h) Gain or (loss) (e) plus (f) minus (g)
A O O	941		889	52
A O P	563		533	30
A O Q	8,282		8,314	-32
A O R	4,417		4,456	-39
A O S	4,938		4,631	307
A O T	889		866	23
A O U	6,108		5,579	529
A O V	7,378		6,169	1,209
A O W	1,376		1,500	-124
A O X	1,475		1,466	9
A O Y	1,360		1,246	114
A O Z	11,771		11,133	638
A P A	473		473	
A P B	9,554		7,972	1,582
A P C	384		372	12

Form 990PF Part IV - Capital Gains and Losses for Tax on Investment Income - Columns i - I

Complete only for assets showing gain in column (h) and owned by the foundation on 12/31/69				(l) Gains (Col (h) gain minus col (k), but not less than -0-) or Losses (from col (h))
(i) F M V as of 12/31/69		(j) Adjusted basis as of 12/31/69	(k) Excess of col (i) over col (j), if any	
A				-11
B				-22
C				-24
D				-17
E				-20
F				-27
G				5
H				3
I				8
J				5
K				5
L				2
M				6
N				5
O				6
P				4
Q				6
R				7
S				585
T				1,159
U				1,006
V				1,998
W				-45
X				54
Y				216
Z				672
AA				94
AB				497
AC				17,660
AD				36

Form 990PF Part IV - Capital Gains and Losses for Tax on Investment Income - Columns i - I

Complete only for assets showing gain in column (h) and owned by the foundation on 12/31/69			(l) Gains (Col (h) gain minus col (k), but not less than -0-) or Losses (from col (h))
(i) F M V as of 12/31/69		(j) Adjusted basis as of 12/31/69	
AE			12
AF			27
AG			44
AH			46
AI			37
AJ			13
AK			14
AL			25
AM			29
AN			45
AO			16
AP			11,914
AQ			9,447
AR			90
AS			20
AT			12,712
AU			20
AV			271
AW			212
AX			21,801
AY			196
AZ			1,397
BA			26
BB			26
BC			26
BD			27
BE			27
BF			27
BG			28
BH			27

Form 990PF Part IV - Capital Gains and Losses for Tax on Investment Income - Columns i - l

Complete only for assets showing gain in column (h) and owned by the foundation on 12/31/69				(l) Gains (Col (h) gain minus col (k), but not less than -0-) or Losses (from col (h))
(i) F M V as of 12/31/69		(j) Adjusted basis as of 12/31/69	(k) Excess of col (i) over col (j), if any	
BI				28
BJ				27
BK				28
BL				1
BM				1
BN				1
BO				1
BP				1
BQ				1
BR				1
BS				1
BT				24
BU				1
BV				1
BW				1
BX				25
BY				3
BZ				4
CA				3
CB				3
CC				3
CD				4
CE				3
CF				4
CG				3
CH				3
CI				3
CJ				3
CK				3
CL				2

Form 990PF Part IV - Capital Gains and Losses for Tax on Investment Income - Columns i - I

Complete only for assets showing gain in column (h) and owned by the foundation on 12/31/69			(l) Gains (Col (h) gain minus col (k), but not less than -0-) or Losses (from col (h))
(i) F M V as of 12/31/69		(j) Adjusted basis as of 12/31/69	
CM			15
CN			3
CO			2
CP			2
CQ			3
CR			41
CS			2
CT			2
CU			2
CV			3
CW			2
CX			54
CY			18
CZ			1
DA			1
DB			2
DC			2
DD			1
DE			1
DF			2
DG			2
DH			-51
DI			-87
DJ			-135
DK			-269
DL			-631
DM			-721
DN			-456
DO			-386
DP			-13

Form 990PF Part IV - Capital Gains and Losses for Tax on Investment Income - Columns i - l

Complete only for assets showing gain in column (h) and owned by the foundation on 12/31/69			(l) Gains (Col (h) gain minus col (k), but not less than -0-) or Losses (from col (h))
(i) F M V as of 12/31/69		(j) Adjusted basis as of 12/31/69	
DQ			- 37
DR			-126
DS			- 13
DT			-71
DU			-164
DV			-111
DW			-197
DX			-132
DY			-17
DZ			-17
EA			-481
EB			-261
EC			-248
ED			-412
EE			-40
EF			194
EG			326
EH			33
EI			52
EJ			154
EK			142
EL			111
EM			92
EN			44
EO			180
EP			135
EQ			145
ER			5
ES			4
ET			4

Form 990PF Part IV - Capital Gains and Losses for Tax on Investment Income - Columns i - I

Complete only for assets showing gain in column (h) and owned by the foundation on 12/31/69				(l) Gains (Col (h) gain minus col (k), but not less than -0-) or Losses (from col (h))
(i) F M V as of 12/31/69		(j) Adjusted basis as of 12/31/69	(k) Excess of col (i) over col (j), if any	
EU				4
EV				5
EW				4
EX				5
EY				4
EZ				4
FA				5
FB				5
FC				4
FD				1
FE				2
FF				35
FG				2
FH				2
FI				1
FJ				1
FK				1
FL				2
FM				2
FN				2
FO				2
FP				17
FQ				17
FR				17
FS				17
FT				20
FU				18
FV				17
FW				18
FX				18

Form 990PF Part IV - Capital Gains and Losses for Tax on Investment Income - Columns i - I

Complete only for assets showing gain in column (h) and owned by the foundation on 12/31/69			(l) Gains (Col (h) gain minus col (k), but not less than -0-) or Losses (from col (h))
(i) F M V as of 12/31/69		(j) Adjusted basis as of 12/31/69	
		(k) Excess of col (i) over col (j), if any	
FY			17
FZ			18
GA			18
GB			1
GC			
GD			
GE			1
GF			
GG			
GH			
GI			1
GJ			
GK			
GL			
GM			1
GN			233
GO			581
GP			46
GQ			45
GR			216
GS			395
GT			187
GU			178
GV			438
GW			306
GX			307
GY			374
GZ			437
HA			284
HB			5

Form 990PF Part IV - Capital Gains and Losses for Tax on Investment Income - Columns i - l

Complete only for assets showing gain in column (h) and owned by the foundation on 12/31/69				(l) Gains (Col (h) gain minus col (k), but not less than -0-) or Losses (from col (h))
(i) F M V as of 12/31/69		(j) Adjusted basis as of 12/31/69	(k) Excess of col (i) over col (j), if any	
HC				92
HD				4
HE				110
HF				95
HG				-156
HH				-68
HI				-55
HJ				-39
HK				-38
HL				-39
HM				-37
HN				-105
HO				-37
HP				-32
HQ				-32
HR				-35
HS				460
HT				70
HU				6
HV				13,162
HW				1,375
HX				6,764
HY				4,972
HZ				-1,867
IA				-3,516
IB				8,307
IC				-770
ID				-2,027
IE				-492
IF				-646

Form 990PF Part IV - Capital Gains and Losses for Tax on Investment Income - Columns i - I

Complete only for assets showing gain in column (h) and owned by the foundation on 12/31/69				(I) Gains (Col (h) gain minus col (k), but not less than -0-) or Losses (from col (h))
(i) F M V as of 12/31/69		(j) Adjusted basis as of 12/31/69	(k) Excess of col (i) over col (j), if any	
IG				-131
IH				-301
II				-130
IJ				-1,154
IK				-403
IL				260
IM				526
IN				486
IO				156
IP				528
IQ				1,065
IR				145
IS				551
IT				526
IU				692
IV				1,152
IW				854
IX				862
IY				575
IZ				404
JA				977
JB				1,008
JC				393
JD				172
JE				402
JF				346
JG				4,667
JH				27
JI				384
JJ				560

Form 990PF Part IV - Capital Gains and Losses for Tax on Investment Income - Columns i - l

Complete only for assets showing gain in column (h) and owned by the foundation on 12/31/69				(l) Gains (Col (h) gain minus col (k), but not less than -0-) or Losses (from col (h))
(i) F M V as of 12/31/69		(j) Adjusted basis as of 12/31/69	(k) Excess of col (i) over col (j), if any	
JK				203
JL				336
JM				66
JN				198
JO				109
JP				47
JQ				43
JR				840
JS				1,439
JT				979
JU				233
JV				218
JW				156
JX				-231
JY				-465
JZ				-1,057
KA				477
KB				1,178
KC				536
KD				-314
KE				291
KF				447
KG				991
KH				5
KI				14,954
KJ				389
KK				275
KL				1,942
KM				701
KN				637

Form 990PF Part IV - Capital Gains and Losses for Tax on Investment Income - Columns i - l

Complete only for assets showing gain in column (h) and owned by the foundation on 12/31/69				(l) Gains (Col (h) gain minus col (k), but not less than -0-) or Losses (from col (h))
(i) F M V as of 12/31/69		(j) Adjusted basis as of 12/31/69	(k) Excess of col (i) over col (j), if any	
KO				26
KP				-1,140
KQ				430
KR				839
KS				1,002
KT				6,113
KU				40
KV				7,106
KW				1,404
KX				352
KY				584
KZ				823
LA				235
LB				353
LC				235
LD				705
LE				235
LF				4,565
LG				1,599
LH				826
LI				828
LJ				1,409
LK				773
LL				1,154
LM				1,289
LN				601
LO				-35
LP				199
LQ				196
LR				8,644

Form 990PF Part IV - Capital Gains and Losses for Tax on Investment Income - Columns i - l

Complete only for assets showing gain in column (h) and owned by the foundation on 12/31/69				(l) Gains (Col (h) gain minus col (k), but not less than -0-) or Losses (from col (h))
(i) F M V as of 12/31/69		(j) Adjusted basis as of 12/31/69	(k) Excess of col (i) over col (j), if any	
LS				29
LT				65
LU				170
LV				13
LW				4,955
LX				1,148
LY				2,520
LZ				6,601
MA				215
MB				197
MC				4,035
MD				199
ME				186
MF				1,286
MG				83
MH				2,630
MI				1,735
MJ				39
MK				445
ML				278
MM				351
MN				495
MO				426
MP				238
MQ				-86,291
MR				-62,569
MS				-10,682
MT				-76,376
MU				-8,732
MV				-8,282

Form 990PF Part IV - Capital Gains and Losses for Tax on Investment Income - Columns i - I

Complete only for assets showing gain in column (h) and owned by the foundation on 12/31/69				(l) Gains (Col (h) gain minus col (k), but not less than -0-) or Losses (from col (h))
(i) F M V as of 12/31/69		(j) Adjusted basis as of 12/31/69	(k) Excess of col (i) over col (j), if any	
MW				-4,129
MX				-29,932
MY				-19,060
MZ				2,537
NA				4,790
NB				2,714
NC				418
ND				320
NE				878
NF				18,982
NG				3,899
NH				22,404
NI				46,753
NJ				9,426
NK				4,507
NL				17,866
NM				3,589
NN				40,459
NO				10,837
NP				56,153
NQ				16,158
NR				41,562
NS				11,864
NT				55,346
NU				15,555
NV				5,096
NW				13,629
NX				10,367
NY				69
NZ				198

Form 990PF Part IV - Capital Gains and Losses for Tax on Investment Income - Columns i - I

Complete only for assets showing gain in column (h) and owned by the foundation on 12/31/69			(l) Gains (Col (h) gain minus col (k), but not less than -0-) or Losses (from col (h))
(i) F M V as of 12/31/69		(j) Adjusted basis as of 12/31/69	
OA			295
OB			196
OC			1,179
OD			350
OE			702
OF			301
OG			655
OH			239
OI			328
OJ			417
OK			251
OL			228
OM			161
ON			-253
OO			-1,825
OP			2,233
OQ			326
OR			3,916
OS			1,019
OT			680
OU			786
OV			3,242
OW			2,525
OX			-733
OY			-1,547
OZ			-3,602
PA			332
PB			1,318
PC			944
PD			293

Form 990PF Part IV - Capital Gains and Losses for Tax on Investment Income - Columns i - l

Complete only for assets showing gain in column (h) and owned by the foundation on 12/31/69				(l) Gains (Col (h) gain minus col (k), but not less than -0-) or Losses (from col (h))
(i) F M V as of 12/31/69		(j) Adjusted basis as of 12/31/69	(k) Excess of col (i) over col (j), if any	
PE				436
PF				291
PG				1,747
PH				519
PI				1,041
PJ				446
PK				971
PL				354
PM				486
PN				618
PO				371
PP				339
PQ				239
PR				-373
PS				-2,689
PT				3,317
PU				486
PV				5,811
PW				1,512
PX				1,010
PY				1,167
PZ				4,811
QA				3,746
QB				-1,079
QC				-2,279
QD				-5,308
QE				498
QF				1,957
QG				1,403
QH				66

Form 990PF Part IV - Capital Gains and Losses for Tax on Investment Income - Columns i - l

Complete only for assets showing gain in column (h) and owned by the foundation on 12/31/69			(l) Gains (Col (h) gain minus col (k), but not less than -0-) or Losses (from col (h))
(i) F M V as of 12/31/69		(j) Adjusted basis as of 12/31/69	
Q I			99
Q J			66
Q K			398
Q L			118
Q M			237
Q N			101
Q O			221
Q P			81
Q Q			112
Q R			142
Q S			85
Q T			78
Q U			55
Q V			-65
Q W			-478
Q X			806
Q Y			121
Q Z			1,376
RA			359
RB			246
RC			286
RD			1,145
RE			891
RF			-193
RG			-412
RH			-966
RI			153
RJ			468
RK			345
RL			2,806

Form 990PF Part IV - Capital Gains and Losses for Tax on Investment Income - Columns i - l

Complete only for assets showing gain in column (h) and owned by the foundation on 12/31/69				(l) Gains (Col (h) gain minus col (k), but not less than -0-) or Losses (from col (h))
(i) F M V as of 12/31/69		(j) Adjusted basis as of 12/31/69	(k) Excess of col (i) over col (j), if any	
RM				12
RN				-3,815
RO				-4,001
RP				-2,118
RQ				13
RR				133
RS				287
RT				2,027
RU				-2,058
RV				1,086
RW				5
RX				3,121
RY				6,239
RZ				7,794
SA				3,127
SB				1,562
SC				3,117
SD				1,557
SE				1,558
SF				1,168
SG				296
SH				671
SI				603
SJ				10,335
SK				43
SL				4,242
SM				4,946
SN				455
SO				253
SP				583

Form 990PF Part IV - Capital Gains and Losses for Tax on Investment Income - Columns i - l

Complete only for assets showing gain in column (h) and owned by the foundation on 12/31/69				(l) Gains (Col (h) gain minus col (k), but not less than -0-) or Losses (from col (h))
(i) F M V as of 12/31/69		(j) Adjusted basis as of 12/31/69	(k) Excess of col (i) over col (j), if any	
SQ				-114
SR				172
SS				374
ST				16,597
SU				37
SV				-92
SW				-120
SX				-216
SY				-347
SZ				-262
TA				-44
TB				-453
TC				-93
TD				-301
TE				-264
TF				-278
TG				252
TH				1,698
TI				1,009
TJ				347
TK				-9,385
TL				-9,395
TM				-13,298
TN				-13,596
TO				-9,316
TP				-3,706
TQ				-34,674
TR				12,650
TS				172
TT				432

Form 990PF Part IV - Capital Gains and Losses for Tax on Investment Income - Columns i - I

Complete only for assets showing gain in column (h) and owned by the foundation on 12/31/69				(l) Gains (Col (h) gain minus col (k), but not less than -0-) or Losses (from col (h))
(i) F M V as of 12/31/69		(j) Adjusted basis as of 12/31/69	(k) Excess of col (i) over col (j), if any	
TU				889
TV				762
TW				389
TX				211
TY				-684
TZ				-223
UA				-123
UB				-12
UC				985
UD				1,232
UE				5,998
UF				213
UG				5,108
UH				975
UI				1,228
UJ				2,933
UK				2,076
UL				770
UM				193
UN				335
UO				285
UP				4,328
UQ				21,017
UR				599
US				18,928
UT				3,616
UU				4,546
UV				10,775
UW				7,619
UX				2,602

Form 990PF Part IV - Capital Gains and Losses for Tax on Investment Income - Columns i - I

Complete only for assets showing gain in column (h) and owned by the foundation on 12/31/69			(l) Gains (Col (h) gain minus col (k), but not less than -0-) or Losses (from col (h))
(i) F M V as of 12/31/69		(j) Adjusted basis as of 12/31/69	
UY			185
UZ			752
VA			587
VB			2,546
VC			3,181
VD			15,461
VE			471
VF			13,711
VG			2,618
VH			3,294
VI			7,822
VJ			5,533
VK			1,934
VL			238
VM			641
VN			517
VO			1,076
VP			1,346
VQ			6,542
VR			202
VS			5,781
VT			1,104
VU			1,388
VV			3,300
VW			2,335
VX			820
VY			110
VZ			279
WA			227
WB			98,572

Form 990PF Part IV - Capital Gains and Losses for Tax on Investment Income - Columns i - l

Complete only for assets showing gain in column (h) and owned by the foundation on 12/31/69			(l) Gains (Col (h) gain minus col (k), but not less than -0-) or Losses (from col (h))
(i) F M V as of 12/31/69		(j) Adjusted basis as of 12/31/69	
WC			3,463
WD			421
WE			401
WF			352
WG			289
WH			128
WI			313
WJ			129
WK			170
WL			155
WM			673
WN			2,303
WO			1,618
WP			512
WQ			7,432
WR			1,337
WS			1,655
WT			2,358
WU			1,477
WV			735
WW			3,366
WX			2,579
WY			2,223
WZ			947
XA			793
XB			624
XC			2,289
XD			1,867
XE			304
XF			289

Form 990PF Part IV - Capital Gains and Losses for Tax on Investment Income - Columns i - I

Complete only for assets showing gain in column (h) and owned by the foundation on 12/31/69				(l) Gains (Col (h) gain minus col (k), but not less than -0-) or Losses (from col (h))
(i) F M V as of 12/31/69		(j) Adjusted basis as of 12/31/69	(k) Excess of col (i) over col (j), if any	
XG				254
XH				209
XI				92
XJ				227
XK				92
XL				123
XM				112
XN				485
XO				1,657
XP				1,165
XQ				368
XR				5,343
XS				961
XT				1,190
XU				1,695
XV				1,061
XW				529
XX				2,422
XY				1,855
XZ				1,598
YA				682
YB				571
YC				449
YD				1,646
YE				1,343
YF				296
YG				268
YH				225
YI				189
YJ				86

Form 990PF Part IV - Capital Gains and Losses for Tax on Investment Income - Columns i - l

Complete only for assets showing gain in column (h) and owned by the foundation on 12/31/69				(l) Gains (Col (h) gain minus col (k), but not less than -0-) or Losses (from col (h))
(i) F M V as of 12/31/69		(j) Adjusted basis as of 12/31/69	(k) Excess of col (i) over col (j), if any	
YK				213
YL				87
YM				113
YN				109
YO				353
YP				1,221
YQ				853
YR				266
YS				3,741
YT				676
YU				841
YV				1,201
YW				752
YX				406
YY				1,767
YZ				1,309
ZA				1,124
ZB				482
ZC				459
ZD				367
ZE				1,165
ZF				959
ZG				3,505
ZH				1,761
ZI				1,355
ZJ				1,693
ZK				539
ZL				4,323
ZM				631
ZN				5,951

Form 990PF Part IV - Capital Gains and Losses for Tax on Investment Income - Columns i - l

Complete only for assets showing gain in column (h) and owned by the foundation on 12/31/69				(l) Gains (Col (h) gain minus col (k), but not less than -0-) or Losses (from col (h))
(i) F M V as of 12/31/69		(j) Adjusted basis as of 12/31/69	(k) Excess of col (i) over col (j), if any	
ZO				22
ZP				51,729
ZQ				7,467
ZR				3,961
ZS				19,927
ZT				2,680
ZU				9,113
ZV				1,343
ZW				717
ZX				3,621
ZY				505
ZZ				3,643
AAA				8
AAB				-3,114
AAC				-1,056
AAD				-925
AAE				-350
AAF				-114
AAG				-29
AAH				-526
AAI				-5
AAJ				-69
AAK				-33
AAL				-2,813
AAM				-104
AAN				-211
AAO				-61
AAP				-2
AAQ				867
AAR				512

Form 990PF Part IV - Capital Gains and Losses for Tax on Investment Income - Columns i - l

Complete only for assets showing gain in column (h) and owned by the foundation on 12/31/69				(l) Gains (Col (h) gain minus col (k), but not less than -0-) or Losses (from col (h))
(i) F M V as of 12/31/69		(j) Adjusted basis as of 12/31/69	(k) Excess of col (i) over col (j), if any	
AAS				506
AAT				1,085
AAU				1,607
AAV				2,260
AAW				1,049
AAX				2,373
AAZ				246
ABZ				442
ABA				536
ABB				528
ABC				78
ABD				-881
ABE				-333
ABF				900
ABG				237
ABH				590
ABI				738
ABJ				4,592
ABK				56
ABL				278
ABM				-37
ABN				5,194
ABO				432
ABP				5,646
ABQ				618
ABR				3,437
ABS				-17
ABT				528
ABU				563
ABV				273

Form 990PF Part IV - Capital Gains and Losses for Tax on Investment Income - Columns i - I

Complete only for assets showing gain in column (h) and owned by the foundation on 12/31/69				(l) Gains (Col (h) gain minus col (k), but not less than -0-) or Losses (from col (h))
(i) F M V as of 12/31/69		(j) Adjusted basis as of 12/31/69	(k) Excess of col (i) over col (j), if any	
ABW				434
ABX				706
ABY				414
ABZ				-329
ACA				-9
ACB				1,827
ACC				3,046
ACD				1,220
ACE				3,655
ACF				593
ACG				592
ACH				4,432
ACI				2,061
ACJ				3,385
ACK				1,126
ACL				750
ACM				3,490
ACN				1,086
ACO				1,150
ACP				549
ACQ				642
ACR				868
ACS				2,680
ACT				1,667
ACU				499
ACV				727
ACW				596
ACX				14,535
ACY				39
ACZ				13,630

Form 990PF Part IV - Capital Gains and Losses for Tax on Investment Income - Columns i - l

Complete only for assets showing gain in column (h) and owned by the foundation on 12/31/69				(l) Gains (Col (h) gain minus col (k), but not less than -0-) or Losses (from col (h))
(i) F M V as of 12/31/69		(j) Adjusted basis as of 12/31/69	(k) Excess of col (i) over col (j), if any	
ADA				3,705
ADB				393
ADC				789
ADD				843
ADE				671
ADF				204
ADG				575
ADH				333
ADI				8,416
ADJ				13
ADK				7,631
ADL				1,420
ADM				1,419
ADN				7,220
ADO				2,165
ADP				948
ADQ				864
ADR				457
ADS				513
ADT				40
ADU				345
ADV				187
ADW				-51
ADX				168
ADY				8
ADZ				35
AEA				277
AEB				244
AEC				7,143
AED				-5

Form 990PF Part IV - Capital Gains and Losses for Tax on Investment Income - Columns i - l

Complete only for assets showing gain in column (h) and owned by the foundation on 12/31/69				(l) Gains (Col (h) gain minus col (k), but not less than -0-) or Losses (from col (h))
(i) F M V as of 12/31/69		(j) Adjusted basis as of 12/31/69	(k) Excess of col (i) over col (j), if any	
AEE				-4
AEF				331
AEG				149
AEH				324
AEI				185
AEJ				92
AEK				25
AEL				178
AEM				-289
AEN				93
AEO				357
AEP				351
AEQ				3,282
AER				27
AES				355
AET				171
AEU				48
AEV				7
AEW				43
AEX				22
AEY				96
AEZ				222
AFA				-1
AFB				-53
AFC				-57
AFD				-204
AFE				-195
AFF				-143
AFG				230
AFH				463

Form 990PF Part IV - Capital Gains and Losses for Tax on Investment Income - Columns i - l

Complete only for assets showing gain in column (h) and owned by the foundation on 12/31/69				(l) Gains (Col (h) gain minus col (k), but not less than -0-) or Losses (from col (h))
(i) F M V as of 12/31/69		(j) Adjusted basis as of 12/31/69	(k) Excess of col (i) over col (j), if any	
AFI				-2,805
AFJ				-3
AFK				72
AFL				100
AFM				-169
AFN				87
AFO				-4
AFP				-330
AFQ				-1,746
AFR				-287
AFS				-185
AFT				-1,252
AFU				-1,113
AFV				-2,051
AFW				-568
AFX				402
AFY				29
AFZ				758
AGA				421
AGB				131
AGC				1,258
AGD				162
AGE				964
AGF				716
AGG				156
AGH				385
AGI				1,359
AGJ				2,376
AGK				2,410
AGL				390

Form 990PF Part IV - Capital Gains and Losses for Tax on Investment Income - Columns i - l

Complete only for assets showing gain in column (h) and owned by the foundation on 12/31/69		(l) Gains (Col (h) gain minus col (k), but not less than -0-) or Losses (from col (h))	
(i) F M V as of 12/31/69	(j) Adjusted basis as of 12/31/69		
AGM			841
AGN			984
AGO			1,531
AGP			31
AGQ			4,346
AGR			1,882
AGS			1,371
AGT			
AGU			5,299
AGV			9,503
AGW			6,155
AGX			1,501
AGY			4,539
AGZ			1,834
AHA			6,789
AHB			5,039
AHC			2,061
AHD			71
AHE			439
AHF			841
AHG			1,160
AHH			17,436
AHI			30
AHJ			1,123
AHK			317
AHL			586
AHM			757
AHN			-535
AHO			-305
AHP			38

Form 990PF Part IV - Capital Gains and Losses for Tax on Investment Income - Columns i - l

Complete only for assets showing gain in column (h) and owned by the foundation on 12/31/69				(l) Gains (Col (h) gain minus col (k), but not less than -0-) or Losses (from col (h))
(i) F M V as of 12/31/69		(j) Adjusted basis as of 12/31/69	(k) Excess of col (i) over col (j), if any	
AHQ				216
AHR				563
AHS				1,197
AHT				-12
AHU				5,333
AHV				3,606
AHW				3,398
AHX				27
AHY				119
AHZ				5
AIA				-69
AIB				-14
AIC				-125
AID				-159
AIE				-101
AIF				282
AIG				390
AIH				541
AII				-2
AIJ				169
AIK				13
AIL				271
AIM				100
AIN				97
AIO				85
AIP				58
AIQ				-4
AIR				-2
AIS				-877
AIT				-121

Form 990PF Part IV - Capital Gains and Losses for Tax on Investment Income - Columns i - I

Complete only for assets showing gain in column (h) and owned by the foundation on 12/31/69				(l) Gains (Col (h) gain minus col (k), but not less than -0-) or Losses (from col (h))
(i) F M V as of 12/31/69		(j) Adjusted basis as of 12/31/69	(k) Excess of col (i) over col (j), if any	
AIU				-29
AIV				292
AIW				-238
AIX				-11
AIY				1,887
AIZ				1,843
AJA				5,207
AJB				391
AJC				340
AJD				355
AJE				-19
AJF				-478
AJG				147
AJH				130
AJI				30
AJJ				447
AJK				324
AJL				286
AJM				662
AJN				356
AJO				769
AJP				514
AJQ				4,102
AJR				289
AJS				195
AJT				-8
AJU				1,536
AJV				13,711
AJW				415
AJX				521

Form 990PF Part IV - Capital Gains and Losses for Tax on Investment Income - Columns i - l

Complete only for assets showing gain in column (h) and owned by the foundation on 12/31/69				(l) Gains (Col (h) gain minus col (k), but not less than -0-) or Losses (from col (h))
(i) F M V as of 12/31/69		(j) Adjusted basis as of 12/31/69	(k) Excess of col (i) over col (j), if any	
AJY				683
AJZ				4,100
AKA				630
AKB				58
AKC				223
AKD				302
AKE				8,446
AKF				-5
AKG				4,195
AKH				863
AKI				55
AKJ				963
AKK				2,732
AKL				769
AKM				24
AKN				-1,386
AKO				-12,664
AKP				-2,788
AKQ				-2,896
AKR				2,587
AKS				1,377
AKT				-3,070
AKU				-28,508
AKV				-6,339
AKW				-5,375
AKX				4,051
AKY				1,996
AKZ				2,966
ALA				6,792
ALB				3,543

Form 990PF Part IV - Capital Gains and Losses for Tax on Investment Income - Columns i - l

Complete only for assets showing gain in column (h) and owned by the foundation on 12/31/69				(l) Gains (Col (h) gain minus col (k), but not less than -0-) or Losses (from col (h))
(i) F M V as of 12/31/69		(j) Adjusted basis as of 12/31/69	(k) Excess of col (i) over col (j), if any	
ALC				684
ALD				682
ALE				291
ALF				580
ALG				579
ALH				484
ALI				172
ALJ				352
ALK				2
ALL				-3
ALM				-195
ALN				-528
ALO				-632
ALP				-134
ALQ				-90
ALR				-86
ALS				326
ALT				463
ALU				4,793
ALV				4
ALW				1,657
ALX				828
ALY				274
ALZ				320
AMA				936
AMB				885
AMC				445
AMD				447
AME				365
AMF				222

Form 990PF Part IV - Capital Gains and Losses for Tax on Investment Income - Columns i - l

Complete only for assets showing gain in column (h) and owned by the foundation on 12/31/69				(l) Gains (Col (h) gain minus col (k), but not less than -0-) or Losses (from col (h))
(i) FMV as of 12/31/69		(j) Adjusted basis as of 12/31/69	(k) Excess of col (i) over col (j), if any	
AMG				585
AMH				540
AMI				893
AMJ				287
AMK				334
AML				397
AMM				39
AMN				605
AMO				1,115
AMP				870
AMQ				40,828
AMR				45,038
AMS				5,192
AMT				2,863
AMU				26
AMV				4,972
AMW				262
AMX				2,666
AMY				3,425
AMZ				655
ANA				6,888
ANB				25
ANC				-171
AND				-86
ANE				-430
ANF				-581
ANG				-292
ANH				-194
ANI				-429
ANJ				-426








Form 990PF Part IV - Capital Gains and Losses for Tax on Investment Income - Columns i - l

Complete only for assets showing gain in column (h) and owned by the foundation on 12/31/69				(l) Gains (Col (h) gain minus col (k), but not less than -0-) or Losses (from col (h))
(i) F M V as of 12/31/69		(j) Adjusted basis as of 12/31/69	(k) Excess of col (i) over col (j), if any	
ANK				-420
ANL				-199
ANM				-154
ANN				-157
ANO				-327
ANP				-383
ANQ				-1,030
ANR				-1,334
ANS				-603
ANT				-384
ANU				-467
ANV				-150
ANW				-376
ANX				-883
ANY				-429
ANZ				-1,376
AOA				-753
AOB				-151
AOC				44
AOD				226
AOE				198
AOF				-3,168
AOG				-3
AOH				13,285
AOI				2,558
AOJ				719
AOK				632
AOL				2,649
AOM				289
AON				54


Form 990PF Part IV - Capital Gains and Losses for Tax on Investment Income - Columns i - l

Complete only for assets showing gain in column (h) and owned by the foundation on 12/31/69			(l) Gains (Col (h) gain minus col (k), but not less than -0-) or Losses (from col (h))
(i) FM V as of 12/31/69	(j) Adjusted basis as of 12/31/69	(k) Excess of col (i) over col (j), if any	
AOO			52
AOP			30
AOQ			-32
AOR			-39
AOS			307
AOT			23
AOU			529
AOV			1,209
AOW			-124
AOX			9
AOY			114
AOZ			638
APA			
APB			1,582
APC			12


Form 990PF Part VIII Line 1 - List all officers, directors, trustees, foundation managers and their compensation

(a) Name and address	(b) Title, and average hours per week devoted to position	(c) Compensation (If not paid, enter -0-)	(d) Contributions to employee benefit plans and deferred compensation	(e) Expense account, other allowances
Jean Bodine  945 HAVERFORD RD BRYN MAWR, PA 19010	Trustee 1 0	0	0	0
Charles Catherwood  945 HAVERFORD RD BRYN MAWR, PA 19010	Treasurer 1 0	0	0	0
Sandra McLean  945 HAVERFORD RD BRYN MAWR, PA 19010	Trustee/Exec Dir /Secretary 32 0	0	0	0
William McLean  945 HAVERFORD RD BRYN MAWR, PA 19010	Trustee/Chairman 12 0	0	0	0
William McLean  945 HAVERFORD RD BRYN MAWR, PA 19010	Trustee/Vice Chairman 1 0	0	0	0
Carolyn Raymond  945 HAVERFORD RD BRYN MAWR, PA 19010	Trustee 1 0	0	0	0
Diana McLean  945 HAVERFORD RD BRYN MAWR, PA 19010	Advisory Trustee 1 0	0	0	0

Form 990PF Part XV Line 3 - Grants and Contributions Paid During the Year or Approved for Future Payment

Recipient	If recipient is an individual, show any relationship to any foundation manager or substantial contributor	Foundation status of recipient	Purpose of grant or contribution	Amount
Name and address (home or business)				
a Paid during the year				
Academy of Natural Sciences 1900 Benjamin Franklin Parkway Philadelphia, PA 19103	None	501c(3)-Public Char	Operating Support Annual Fund	8,000
Academy of Natural Sciences 1900 Benjamin Franklin Parkway Philadelphia, PA 19103	None	501c(3)-Public Char	Towards endowing the Curator of Botany	87,032
American Press Institute 11690 Sunrise Valley Drive Reston, VA 22091	None	501c(3)-Public Char	Operating Support-sponsorship program 2009-2010 fiscal year	2,000
Association of Independent Colleges & Universities 101 North Front Street Harrisburg, PA 17101	None	501c(3)-Public Char	Towards McLean Scholarship Fund for Nurses and Physician Assistants for Academic Year 2010-11	8,000
Center for Literacy Inc 636 South 48th Street Philadelphia, PA 19143	None	501c(3)-Public Char	Operating Support Ongoing Grant	5,000
Daemion Counseling Center P O Box 77 95 Howellville Road Berwyn, PA 19312	None	501c(3)-Public Char	Operating Support	3,000
DuBois Area United Way 223 S Jared Street DuBois, PA 15801	None	501c(3)-Public Char	Towards the DuBois Area United Way 2010-11 campaign in support of contribution by DuBois Courier-Express	1,500
Episcopal Community Services of the Diocese of PA 225 South Third Street Philadelphia, PA 19106	None	501c(3)-Public Char	Ongoing Grant	2,000
The Foundation Center 79 Fifth Avenue New York, NY 10003	None	501c(3)-Public Char	Operating Support	2,000
Free Library of Philadelphia Foundation 1901 Vine Street Suite 111 Philadelphia, PA 19103	None	501c(3)-Public Char	Operating Support	1,500
Greater Philadelphia Urban Affairs Coalition 1207 Chestnut Street Philadelphia, PA 19107	None	501c(3)-Public Char	Operating Support - 2010 Fiscal Year	3,000
Hospice and Home Care Foundation 100 Matsonford Road Radnor, PA 19087	None	501c(3)-Public Char	Operating Support - Home Health Care along the Mainline	3,000
Lower Merion Conservancy 1301 Rose Glen Road Gladwyne, PA 19035	None	501c(3)-Public Char	Operating Support	1,000
Main Line Hospitals Inc Lankenau Hospital 100 E Lancaster Avenue Wynnewood, PA 19096	None	501c(3)-Public Char	Towards the purchase of new patient care technology for Lankenau's Mother/Baby Center	24,790
Montgomery County Lands Trust Box 300 Lederach, PA 19450	None	501c(3)-Public Char	Operating Grant	1,500
Total  3a				2,114,120


Form 990PF Part XV Line 3 - Grants and Contributions Paid During the Year or Approved for Future Payment

Recipient	If recipient is an individual, show any relationship to any foundation manager or substantial contributor	Foundation status of recipient	Purpose of grant or contribution	Amount
Name and address (home or business)				
a Paid during the year				
The Nature Conservancy Pennsylvania Chapter 15 East Ridge Pike Suite 500 Conshohocken, PA 19428	None	501c(3)- Public Char	Operating Support-Corporate Associate Program - PA Chapter	2,000
Opera Company of Philadelphia 1420 Locust Street Suite 210 Philadelphia, PA 19102	None	501c(3)- Public Char	Operating Support-Sounds of Learning 2009-2010	4,500
Options in Aging P O Box 85 Narberth, PA 19072	None	501c(3)- Public Char	Operating Support	4,000
Pennsylvania Ballet 1819 JFK Boulevard Suite 210 Philadelphia, PA 19103	None	501c(3)- Public Char	Operating Support for 46th Anniversary Season 2009-2010	3,000
Pennsylvania Horticultural Society 100 N 20th Street 5th Floor Philadelphia, PA 19103	None	501c(3)- Public Char	Ongoing grant towards general operating costs for Philadelphia Green	2,500
Philadelphia Museum of Art Box 7646 Philadelphia, PA 19101	None	501c(3)- Public Char	Operating Support Corporate Partners Program	7,500
The Philadelphia Orchestra 260 South Broad Street 16th Floor Philadelphia, PA 19102	None	501c(3)- Public Char	Operating Support 2009-2010 Season	7,500
Planned Parenthood Association of SE Pennsylvania 1144 Locust Street Philadelphia, PA 19107	None	501c(3)- Public Char	To cover operating costs of the education programs provided by Planned Parenthood of SE PA	2,500
Project HOME 1515 Fairmount Avenue Philadelphia, PA 19130	None	501c(3)- Public Char	Towards operating costs for the St Elizabeth Health Center clinic	1,000
Surrey Services For Seniors 28 Bridge Avenue Berwyn, PA 19312	None	501c(3)- Public Char	Ongoing Grant Operating Support	3,500
Temple University Temple University Ambler College 500 Meetinghouse Road Ambler, PA 19002	None	501c(3)- Public Char	Towards an endowment to preserve, catalog, and digitize the Philadelphia Bulletin collection (in the following three areas Sports, Independence Hall and Newspapers)	71,226
United Way of Greater Nashua 20 Broad Street Nashua, NH 03064	None	501c(3)- Public Char	Operating Support 2010 Campaign	3,000
United Way of Southeastern Pennsylvania Seven Benjamin Franklin Parkway Philadelphia, PA 19103	None	501c(3)- Public Char	Operating Support 2010 Campaign	20,000
White-Williams Scholars 215 South Broad Street 5th Floor Philadelphia, PA 19107	None	501c(3)- Public Char	Operating Support Scholarship Program 2009-10	3,500
WHYY Independence Mall West 150 North Sixth Street Philadelphia, PA 19106	None	501c(3)- Public Char	Operating Support	4,500
Total  3a				2,114,120

Form 990PF Part XV Line 3 - Grants and Contributions Paid During the Year or Approved for Future Payment

Recipient	If recipient is an individual, show any relationship to any foundation manager or substantial contributor	Foundation status of recipient	Purpose of grant or contribution	Amount
Name and address (home or business)				
a <i>Paid during the year</i>				
World Affairs Council of Philadelphia One South Broad Street 2 Mezz Philadelphia, PA 19107	None	501c(3)-Public Char	Operating Support	2,500
Zoological Society of Philadelphia 3400 West Girard Avenue Philadelphia, PA 19104	None	501c(3)-Public Char	Operating Support Foundation Annual Fund	5,000
Achieve Ability 21 South 61st Street Philadelphia, PA 19139	None	501c(3)-Public Char	Towards technology upgrade	10,000
Baker Industries The Edwin Fannie Gray Hall Center 184 Pennsylvania Avenue Malvern, PA 19355	None	501c(3)-Public Char	Towards heat exchanger repairs/replacement at Malvern site	11,700
The Barnes Foundation 300 North Latches Lane Merion, PA 19066	None	501c(3)-Public Char	Towards the purchase of 16 Green Japanese Maple trees that will be planted in the "Entry Court Row" Visitors to the Barnes will pass through this exterior entry path as they prepare to enter the art galleries at the new location on the Benjamin Franklin	32,000
The Birth Center 918 County Line Road Bryn Mawr, PA 19010	None	501c(3)-Public Char	Towards the purchase and installation of the Electronic Records system with the current Client Management System	30,000
Bryn Mawr Rehab Hospital 414 Paoli Pike Malvern, PA 19355	None	501c(3)-Public Char	Towards overhead lifts for the Patien Safe Handling Initiative	50,000
Camden City Garden Club Inc Operator 3 Riverside Drive Camden, NJ 08103	None	501c(3)-Public Char	Towards the installation of a new kitchen	15,000
Canine Partners for Life P O Box 170 Cochranville, PA 19330	None	501c(3)-Public Char	Towards funding for the 1 1/2 inch asphalt top coat for the asphalt surfaces of the campus	10,000
Chester County SPCA 1212 Phoenixville Pike West Chester, PA 19380	None	501c(3)-Public Char	Towards renovation to the shelter facility	50,000
The Clinic 143 Church Street Phoenixville, PA 19460	None	501c(3)-Public Char	Towards The Clinic's information technology upgrade project	25,000
The College of Physicians of Philadelphia 19 South 22nd Street Philadelphia, PA 19103	None	501c(3)-Public Char	Towards emergent building needs that are part of a long-term preservation plan for the College's Beaux Arts Building	50,000
Community Women's Education Project 2801 Frankford Avenue Philadelphia, PA 19134	None	501c(3)-Public Char	Towards the removal of the failing boiler system and the installation of a new and safe energy-saving system	37,900
Easttown Township Library Foundation 720 First Avenue Berwyn, PA 19312	None	501c(3)-Public Char	Towards the redesign of the entrance from the lobby into the main area of the Library, allowing for the addition of shelving for the display of new materials	30,000
Episcopal Community Services of the Diocese of PA 225 South Third Street Philadelphia, PA 19106	None	501c(3)-Public Char	Towards roof repairs to ECS's St Barnabas Mission located at 60th and Girard Avenue	15,000
Total  3a				2,114,120


Form 990PF Part XV Line 3 - Grants and Contributions Paid During the Year or Approved for Future Payment

Recipient	If recipient is an individual, show any relationship to any foundation manager or substantial contributor	Foundation status of recipient	Purpose of grant or contribution	Amount
Name and address (home or business)				
a Paid during the year				
EZ2C Foundation 489 Devon Park Drive Suite 300 Wayne, PA 19087	None	501c(3)-Public Char	Towards the purchase of a Mac system that will allow them to train people with vision loss on alternative computer platforms	2,500
Fairmount Park Conservancy 1617 John F Kennedy Blvd Suite 1 Philadelphia, PA 19103	None	501c(3)-Public Char	Towards revitalizing Hunting Park in eastern North Philadelphia	20,000
The Franklin Institute 222 North 20th Street Philadelphia, PA 19103	None	501c(3)-Public Char	Towards the wireless infrastructure technology upgrade	50,000
Friends of Schuylkill River Park P O Box 30246 Philadelphia, PA 19103	None	501c(3)-Public Char	Towards improvements to their Children's Playground Gardens	6,000
Friends of the Wissahickon Inc 8708 Germantown Avenue Philadelphia, PA 19118	None	501c(3)-Public Char	Towards the Habitat Restoration Project of the Sustainable Trails Initiative	5,735
Greater Philadelphia Urban Affairs Coalition 1207 Chestnut Street Philadelphia, PA 19107	None	501c(3)-Public Char	Towards technology upgrades, rewiring internet connectivity on the fourth floor, create a shared satellite office space for program partners, and purchase document imaging software	15,000
Gwynedd-Mercy College 1325 Sumneytown Pike Gwynedd Valley, PA 19437	None	501c(3)-Public Char	Towards the purchase of essential scientific equipment for field research for the undergraduate environmental research project	30,000
Jenkins Arboretum 631 Berwyn Baptist Road Devon, PA 19333	None	501c(3)-Public Char	Towards replacing the roof on the Jenkins House	40,000
Abington Library Society IncJenkintown Library 460 Old York Road Jenkintown, PA 19046	None	501c(3)-(509a3)Supp	Towards the replacement of the HVAC for the second floor children's room, the HAVCs for the first floor, zones 1-3 and the boilers	47,100
Kensington Culinary Arts High School 2463 Emerald Street Philadelphia, PA 19125	None	501c(3)-Public Char	Towards capital items for the Dental Assistant program of the Health Related Technology Program	20,000
A Little Taste of Everything 3451 Walnut Street Franklin Buildi Suite P-117A Philadelphia, PA 19104	None	501c(3)-Public Char	Towards maintaining and enhancing their living roof	1,400
Lower Merion Conservancy 1301 Rose Glen Road Gladwyne, PA 19035	None	501c(3)-Public Char	Towards Phase II of the capital campaign Improving the Education Program of the Lower Merion Conservancy	25,000
Metropolitan AIDS Neighborhood Nutrition Alliance P O Box 30181 Philadelphia, PA 19103	None	501c(3)-Public Char	Towards the purchase of new temperature controlled delivery truck	25,000
Mighty Writers Inc 1501 Christian Street 1st Floor Philadelphia, PA 19146	None	501c(3)-Public Char	Towards renovations to second floor at the center's building	25,000
Morris Arboretum and Gardens of University of PA 100 Northwestern Avenue Philadelphia, PA 19118	None	501c(3)-Public Char	Towards seed funding of a post-doctoral fellowship with the Botany Department	37,900
Total  3a				2,114,120


Form 990PF Part XV Line 3 - Grants and Contributions Paid During the Year or Approved for Future Payment

Recipient	If recipient is an individual, show any relationship to any foundation manager or substantial contributor	Foundation status of recipient	Purpose of grant or contribution	Amount
Name and address (home or business)				
a Paid during the year				
National Constitution Center 525 Arch Street Independence Mall Philadelphia, PA 19106	None	501c(3)-Public Char	Towards the upgrade of eight poorly-functioning exhibit cases housing artifacts uncovered during the Center's groundbreaking	40,442
The Nature Conservancy Pennsylvania Chapter 15 East Ridge Pike Suite 500 Conshohocken, PA 19428	None	501c(3)-Public Char	Towards the purchase or property in Elk County that lies between extensive state lands in northern Pennsylvania and the Allegheny National Forest	33,693
Neighborhood Gardens Association-A Phila Lands Tr 100 North 20th Street Fifth Floor Philadelphia, PA 19103	None	501c(3)-Public Char	Towards making capital improvements to land trusts gardens	15,000
North Wales Memorial Free Library 233 S Swartley Street North Wales, PA 19454	None	501c(3)-Public Char	Towards upgrading technology to provide telecommuting, teleconferencing, and continuity of operations capabilities for local business and residents	20,000
Opera Company of Philadelphia 1420 Locust Street Suite 210 Philadelphia, PA 19102	None	501c(3)-Public Char	Towards a new VoIP phone system	31,850
Options in Aging P O Box 85 Narberth, PA 19072	None	501c(3)-Public Char	Towards the purchase of tables and chairs for the Holiday Luncheons as well as other get-togethers	5,025
The Pathway School 162 Egypt Road Norristown, PA 19403	None	501c(3)-Public Char	Towards the purchase and installation of Classroom Soundfield Distribution Systems (CSDC)	10,040
PathWaysPA 310 Amosland Road Holmes, PA 19043	None	501c(3)-Public Char	Towards repairs to the roof of the Early Childhood Learning Center, located at the Center for Families site in Wawa, PA	12,654
Pegasus Riding Academy Inc 8297 Bustleton Avenue Philadelphia, PA 19152	None	501c(3)-Public Char	Towards the purchase of a TR-3 rake to repair the compacted surface of the arena and groom the arena on a regular basis	4,000
Penn Asylum for Indigent Widows and Single Women 1401 Eaast Susquehanna Avenue Philadelphia, PA 19125	None	501c(3)-Public Char	Towards Penn Home's Roof Repair Project	12,500
Penn State DuBois Campus 1 College Place DuBois, PA 15801	None	501c(3)-Public Char	Towards the renovation of the Higgins House on the Penn State DuBois campus The renovation will provide a home for the Honors Program and Alumni Relations, neither of which has dedicated space on the campus at this time	15,000
Pennsylvania Academy of the Fine Arts 118 North Broad Street Philadelphia, PA 19102	None	501c(3)-Public Char	Towards the construction of the new School of Fine Arts Student Gallery in the Samuel V Hamilton Building	25,000
Pennsylvania Home of the Sparrow 969 East Swedesford Road Exton, PA 19341	None	501c(3)-Public Char	Towards a new furnace in the Walnut Street property , one of the two homes owned by Home of the Sparrow in the borough of West Chester	15,000
The Pennsylvania Hosp of Univ of PA Health Syste 800 Spruce Street Philadelphia, PA 19107	None	501c(3)-Public Char	Towards the support of Save the Pine Restoration Project at Pennsylvania Hospital To renovate and restore this historic structure, focusing on delicate exterior woodwork and important roof restoration	50,000
The Pennsylvania Prison Society 245 North Broad Suite 300 Philadelphia, PA 19107	None	501c(3)-Public Char	Towards video conferencing technology to increase their educational and communication goals	25,000
Total  3a				2,114,120

Form 990PF Part XV Line 3 - Grants and Contributions Paid During the Year or Approved for Future Payment

Recipient	If recipient is an individual, show any relationship to any foundation manager or substantial contributor	Foundation status of recipient	Purpose of grant or contribution	Amount
Name and address (home or business)				
a Paid during the year				
The Pennsylvania School for the Deaf 100 W School House Lane Philadelphia, PA 19144	501c(3) Public Charity	501c(3)-Public Char	Towards the Maguire Student-Community Learning Center	75,000
Pennypack Ecological Restoration Fund 2955 Edgehill Road Huntingdon Valley, PA 19006	None	501c(3)-Public Char	Towards the refurbishment of the Pennypack Trust's Visitor Center	25,000
Philabundance 3616 South Galloway Street P O Box 37555 Philadelphia, PA 19148	None	501c(3)-Public Char	Towards the installation of additional refrigeration capacity	30,000
Philadelphia Futures for Youth 230 South Broad Street 7th Floor Philadelphia, PA 19102	None	501c(3)-Public Char	Towards the purchase and installation of a new phone system	15,000
Philadelphia Reads Inc 325 Chestnut Street Suite 903 Philadelphia, PA 19102	None	501c(3)-Public Char	Towards furniture for new offices at 325 Chestnut Street, Philadelphia, PA	9,408
Radnor ABC Inc P O Box 8091 Radnor, PA 19087	None	501c(3)-Public Char	Towards making captial improvements to their Victorian home in the heart of Wayne These necessary improvements include inspection and repair of existing water line that runs from the front house to the rear house	20,000
Friends of Laurel Hill Cemetary Cemetary Gate House 3822 Ridge Avenue Philadelphia, PA 19132	None	501c(3)-Public Char	Towards the restoration of The Medallion Garden and its Surroundings	30,000
Friends of the Japanese House and Garden 5070 Parkside Avenue Suite 2104 Philadelphia, PA 19131	None	501c(3)-Public Char	Towards restoring, maintaining and preserving the hinoki bark roof	25,000
National Transplant Assistance Fund Inc 150 N Radnor Chester Road Suite F Radnor, PA 19087	None	501c(3)-Public Char	Towards effective outreach to patients by using technology	15,000
Natural Lands Trust Inc 1031 Palmers Mill Road Media, PA 19063	None	501c(3)-Public Char	Towards capital improvements to the public use plan for the 570 acre Stroud Preserve in Chester County	50,000
The Rosenbach Museum and Library 2010 DeLancey Place Philadelphia, PA 19103	None	501c(3)-Public Char	Towards the installation of the rediscovered 4' x 13' mural by illustrator Maurice Sendak	20,000
Russell Byers Charter School 1911 Arch Street Philadelphia, PA 19103	None	501c(3)-Public Char	Towards an essential draining system, the first step to developing a safe and active recreational space	25,000
The Salvation Army of Greater Philadelphia 701 North Broad Street Philadelphia, PA 19103	None	501c(3)-Public Char	Towards equipping the Citadel Corps Community located at 5830 Rising Sun Avenue, Philadelphia with a portable laptop computer lab	25,730
Smith Memorial Playground & Playhouse Inc East Fairmount Park Philadelphia, PA 19121	None	501c(3)-Public Char	Towards replacing existing boiler and removing asbestos	15,000
Society of Environmental Journalists P O Box 2492 Jenkintown, PA 19046	None	501c(3)-Public Char	Towards creating mobile content systems that would serve the needs and interests of concerned citizens, journalists, students, educators, citizen journalists and bloggers	15,000
Total  3a				2,114,120

Form 990PF Part XV Line 3 - Grants and Contributions Paid During the Year or Approved for Future Payment

Recipient	If recipient is an individual, show any relationship to any foundation manager or substantial contributor	Foundation status of recipient	Purpose of grant or contribution	Amount
Name and address (home or business)				
a <i>Paid during the year</i>				
St Cloud Mainstreet Program Inc 903 Pennsylvania Avenue St Cloud,FL 34769	None	501c(3)-Public Char	Towards downtown beautification and restoration	18,000
Taller Puertorriquieno Inc 2721 North 5th Street Philadelphia,PA 19133	None	501c(3)-Public Char	Towards the purchase and installation of a state of the art integrated phone system	22,500
John J Tyler Arboretum 515 Painter Road Media,PA 19063	None	501c(3)-Public Char	Towards endowing a new staff position of part-time gardener for the Wistar Rhododendron Garden	77,500
Urban Solutions Inc 1408 S Broad Street 1st Floor Philadelphia,PA 19146	None	501c(3)-Public Char	Towards the hardware upgrades and software licensig components of the comprehensive organization capacity building project	26,100
Urban Tree Connection 5125 Woodbine Avenue Philadelphia,PA 19131	None	501c(3)-Public Char	Towards capital items for Polselli Urban Site Rain Water Irrigation System	9,395
Visiting Nurse Association of Greater Philadelphia Falls Center 3300 Henry Avenue Suite 500 Philadelphia,PA 19129	None	501c(3)-Public Char	Towards the installation of the Horizon Enterprise Content Management System (HECM)	50,000
Vol'teer Medical Svcs Corps of L Merion & Narberth 101 Sibley Avenue Ardmore,PA 19003	None	501c(3)-Public Char	Ongoing Grant	2,000
WHYY Independence Mall West 150 North Sixth Street Philadelphia,PA 19106	None	501c(3)-Public Char	Towards equipping a Community Classroom in WHYY's Learning Lab	25,000
Wildlife Information Center P O Box 198 Slatington,PA 18080	501c(3)-Public Charity	501c(3)-Public Char	Towards the installation of interpretive signage outdoors, education gardens with accessible pathways, a unique leaf tile exhibit and exhibits in the new visitor and education center	25,000
The Wistar Institute of Anatomy and Biology 3601 Spruce Street Philadelphia,PA 19104	None	501c(3)-Public Char	Towards the purchase of a Scientific Data Backup and Archiving System, which will enhance their bioinformatics capabilities, allowing them to more expeditiously manage the vast amount of data generated in their labs	50,000
Woodmere Art Museum 9201 Germantown Avenue Philadelphia,PA 19118	None	501c(3)-Public Char	Towards replacing windows in the museum and its studio	30,000
Trustees of Univ of PA WXPB 88.5 Radio Station 3025 Walnut Street Philadelphia,PA 19104	None	501c(3)-Public Char	Towards the construction of a new studio at the station	50,000
Total  3a				2,114,120

Form 990PF Part XV Line 3b - Grants and Contributions Approved for Future Payment

Recipient	If recipient is an individual, show any relationship to any foundation manager or substantial contributor	Foundation status of recipient	Purpose of grant or contribution	Amount
Name and address (home or business)				
b <i>Approved for future payment</i>				
Academy of Natural Sciences1900 Benjamin Franklin Parkway Philadelphia, PA 19103	None	501c(3)-Public Char	Towards endowing the Curator of Botany	250,000
Devereaux FoundationKanner Center 390 East Boot Road West Chester, PA 19380	None	501c(3)-Public Char	Towards the renovation of Devereaux Kanner Center's outdoor pool	25,000
The Episcopal Academy1785 Bishop White Drive Newtown Square, PA 19073	None	501c(3)-Public Char	Towards an environmental science laboratory and project resource room in the new Newtown Square Science Center **In 2010 The Charter Foundation was started from a portion of the McLean Contributionship assets, and it assumed responsibility for \$100,000 00 of this grant **	200,000
Florida Scrub-Jay Consortium IncP O Box 120777 Clermont, FL 34712	None	501c(3)-Public Char	Towards the construction of an aviary/flight cage and treatment room facility able to accomodate injured or sick scrub-jays	15,000
Main Line Hospitals IncLankenau Hospital 100 E Lancaser Avenue Wynnewood, PA 19096	None	501c(3)-Public Char	Towards the purchase of new patient care technology for Lankenau's Mother/Baby Center **In 2010 The Charter Foundation was started from a portion of the McLean Contributionship asses, and it assumed responsibility for \$100,000 00 of this grant **	150,000
The Nature ConservancyPennsylvania Chapter 15 East Ridge Pike Suite 500 Conshohocken, PA 19428	None	501c(3)-Public Char	Towards the purchase of property in Elk County that lies between extensive state lands in northern Pennsylvania and the Allegheny National Forest	100,000
Philadelphia Outward Bound Center 3250 West Sedgeley Drive - East Fair Philadelphia, PA 19130	None	501c(3)-Public Char	Towards the construction of a 1,500 square foot storage facility to house and maintain expedition equipment and supplies	10,000
Morris Arboretum and Gardens of University of PA100 Northwestern Avenue Philadelphia, PA 19118	None	501c(3)-Public Char	Towards seed funding of a post-doctoral fellowship within the Botany Department	120,000
John J Tyler Arboretum515 Painter Road Media, PA 19063	None	501c(3)-Public Char	Towards endowing a new staff position of part-time Gardener for the Wistar Rhodedendron Garden **A bonus of \$2,500 00 was paid for being able to raised \$25,000 00 towards the matching portion of this grant prior to December 15, 2010 **	102,500
Total ▶ 3b				972,500

Form 990PF Part XVI-A Line 11 - Other revenue:

Enter gross amounts unless otherwise indicated	Unrelated business income		Excluded by section 512, 513, or 514		(e) Related or exempt function income (See the instructions)
11 Other revenue	(a) Business code	(b) Amount	(c) Exclusion code	(d) Amount	
a CLASS ACTION SETTLEMENT - EL PASO CORPORATION			01	988	
b CLASS ACTION SETTLEMENT - LUCENT TECH			01	1,841	
c CLASS ACTION SETTLEMENT - MOLEX			01	34	
d CLASS ACTION SETTLEMENT - AIG			01	821	
e CLASS ACTION SETTLEMENT - WORLD COM			01	1,381	
f BRISTOL MISC ADJUSTMENT			01	459	
g BRISTOL MISC ADJUSTMENT			01		

**TY 2010 All Other Program
Related Investments Schedule**

Name: McLean Contributionship

EIN: 23-6396940

Category	Amount
NONE	

TY 2010 Compensation Explanation

Name: McLean Contributionship

EIN: 23-6396940

Person Name	Explanation
Sandra McLean	CHARGE OF 96,853 00 PAID TO INDEPENDENT PUBLICATIONS, INC , WHICH IS SANDRA MCLEAN'S PRIMARY EMPLOYER

Note: To capture the full content of this document, please select landscape mode (11" x 8.5") when printing.

TY 2010 Depreciation Schedule

Name: McLean Contributionship

EIN: 23-6396940

Description of Property	Date Acquired	Cost or Other Basis	Prior Years' Depreciation	Computation Method	Rate / Life (# of years)	Current Year's Depreciation Expense	Net Investment Income	Adjusted Net Income	Cost of Goods Sold Not Included
-------------------------	---------------	---------------------	---------------------------	--------------------	--------------------------	-------------------------------------	-----------------------	---------------------	---------------------------------

TY 2010 Investments Corporate

Bonds Schedule

Name: McLean Contributionship

EIN: 23-6396940

Name of Bond	End of Year Book Value	End of Year Fair Market Value
AMCAR 2009-1 B 04/15/2014		
AMCAR 2009-1 C 01/15/2016	63,242	61,469
AMCAR 2010-2 B 03/09/2015	149,995	152,592
AMERICAN EXPRESS CC 08/20/2013	329,079	354,960
BOAMS 2007-3 2A8 CM 09/25/2037		
CANADIAN NATL RESOURCES	80,037	103,439
CARMX 2009-2 B 08/17/2015	149,985	158,126
CARMX 2010-1 B 12/15/2015	40,190	40,923
CITIMTGE 2006-A1 CM 03/25/2021	99,399	90,637
COLLEGE & UNIV FACS 06/01/2018	20,479	34,685
CONTL AIRLINES EETC 09/15/2017	23,769	25,811
CONTL AIRLINES EETC 01/02/2018	64,401	66,221
CONTL AIRLINES EETC 11/01/2020		
FORD MOTOR CREDIT C 06/01/2012	223,383	239,204
FORDO 2008-C A4B 04/15/2013	126,762	131,861
GSR 2006-10F 5A1 01/25/2027	130,872	122,243
HOME DEPOT INC 03/01/2016	257,551	308,166
KRAFT FOODS INC 02/19/2014	285,199	313,484
MCDONALDS CORP 03/01/2018	265,653	302,943
NWEST AIRLINES EETC 11/20/2021	138,262	147,931
PACCAR INC 02/15/2012	102,831	105,980
RESDNTL FND SEC CRP 02/25/2033		
STAPLES INC 01/15/2014	206,250	242,370
VERIZON GLOBAL CORP 12/01/2010		

TY 2010 Investments Corporate
Stock Schedule

Name: McLean Contributionship
EIN: 23-6396940

Name of Stock	End of Year Book Value	End of Year Fair Market Value
3M CO	607,518	613,766
ADOBE SYSTEMS INC	462,787	502,237
AIR PRODUCTS & CHEMICALS	487,909	740,970
AMERICAN EXPRESS COMPANY	412,604	674,617
ANALOG DEVICES INC	767,630	863,359
AVON PRODUCTS	441,746	486,639
BAKER HUGHES INC	544,886	860,180
BECTON DICKINSON	215,583	645,226
BORGWARNER INC		
BP PLC		
CANADIAN NATURAL RESOURCES	115,114	651,908
CARNIVAL CORP	334,124	503,060
CATERPILLER INC	348,303	883,869
CHARLES RIVER LABORATORIES		
CISCO SYSTEMS INC	786,592	782,982
COCA COLA COMPANY	682,356	848,170
COMCAST CORP	789,611	796,808
COSTCO WHOLESALE CORP	732,587	873,452
CVS CAREMARK CORP		
DOVER CORP		
EMERSON ELECTRIC COMPANY	511,509	800,494
EOG RESOURCES INC	207,816	372,130
EXELON CORP COM	636,289	512,130
EXXON MOBIL CORP	394,002	482,373
FEDEX CORP	652,404	867,411
GENERAL ELECTRIC CO		22,600
GOOGLE INC - CL A	555,725	744,838
GOLDMAN SACHS GROUP, INC	443,299	445,456
GRAINGER W/W INC	280,021	1,033,477
INTERNATIONAL BUSINESS MACHINE	330,554	731,599

Name of Stock	End of Year Book Value	End of Year Fair Market Value
JOHNSON & JOHNSON	335,097	659,074
M&T BANK CORPORATION	267,657	365,001
MEDTRONIC INC	576,670	487,808
MICROSOFT CORP	854,556	964,402
MONSANTO COMPANY	850,346	841,182
NESTLE S A	670,555	1,561,323
NOVARTIS	666,657	779,142
OCCIDENTAL PETROLEUM CORP	329,199	530,034
PEPSICO INC	726,257	732,807
PHILIP MORRIS INTERNATIONAL IN	120,382	518,693
PROCTER & GAMBLE CO	673,764	686,079
PROGRESSIVE CORP/OHIO	600,653	785,183
QUALCOMM INC	443,158	620,110
SAP AG SPONSORED ADR		
SYSCO CORP	483,861	715,684
TEXAS INSTRUMENTS INC	381,174	512,005
TIFFANY & CO	385,261	624,319
UNION PACIFIC CORPORATION	532,844	855,437
UTI WORLDWIDE	513,016	420,248
WAL-MART STORES INC	538,278	562,760
WELLS FARGO & CO.	558,123	766,352

TY 2010 Investments Government Obligations Schedule

Name: McLean Contributionship

EIN: 23-6396940

US Government Securities - End of

Year Book Value:

2,888,940

US Government Securities - End of

Year Fair Market Value:

3,073,809

**State & Local Government
Securities - End of Year Book
Value:**

**State & Local Government
Securities - End of Year Fair
Market Value:**

TY 2010 Investments - Other Schedule

Name: McLean Contributionship

EIN: 23-6396940

Category/ Item	Listed at Cost or FMV	Book Value	End of Year Fair Market Value
BROWN BROTHERS US TREAS	AT COST		
FEDERATED PRIME OBLIGATION# 396	AT COST	1,629,859	1,629,859

TY 2010 Land, Etc. Schedule

Name: McLean Contributionship

EIN: 23-6396940

Category / Item	Cost / Other Basis	Accumulated Depreciation	Book Value	End of Year Fair Market Value
--------------------	-----------------------	-----------------------------	---------------	----------------------------------

TY 2010 Legal Fees Schedule

Name: McLean Contributionship

EIN: 23-6396940

Category	Amount	Net Investment Income	Adjusted Net Income	Disbursements for Charitable Purposes
MORGAN, LEWIS & BOCKIUS	7,253			

TY 2010 Other Decreases Schedule**Name:** McLean Contributionship**EIN:** 23-6396940

Description	Amount
COST OF ASSETS WITH REGARD TO	9,885,453
DISPOSITION OF ASSETS TO THE CHARTER	0
FOUNDATION, EIN # 27-1234570	0

TY 2010 Other Expenses Schedule

Name: McLean Contributionship

EIN: 23-6396940

Description	Revenue and Expenses per Books	Net Invest ment Income	Adjusted Net Income	Disbursements for Charitable Purposes
CUSTODIAN FEES	15,961	15,961	15,961	
DUES	10,035			10,035
MANAGEMENT FEES	96,853			96,853
SOFTWARE MAINTENANCE	2,955			2,955
RESEARCH BOOKS & PERIODICALS	822			822
MISCELLANEOUS	1,419			1,419

TY 2010 Other Income Schedule**Name:** McLean Contributionship**EIN:** 23-6396940

Description	Revenue And Expenses Per Books	Net Invest ment Income	Adjusted Net Income
BRISTOL MISC ADJUSTMENT	459		
CLASS ACTION SETTLEMENT / LUCENT TECH	1,841		
CLASS ACTION SETTLEMENT / MOLEX	34		
CLASS ACTION SETTLEMENT / WORLD COM	1,381		
BRISTOL MISC ADJUSTMENT			
CLASS ACTION SETTLEMENT / AIG	821		
CLASS ACTION SETTLEMENT / EL PASO	988		

TY 2010 Other Increases Schedule**Name:** McLean Contributionship**EIN:** 23-6396940

Description	Amount
EQUITY ACCRUAL ADJUSTMENTS DUE TO	184,617
DISPOSITION OF ASSETS TO THE CHARTER	0
FOUNDATION,EIN # 27-1234570	0

TY 2010 Other Professional Fees Schedule

Name: McLean Contributionship

EIN: 23-6396940

Category	Amount	Net Investment Income	Adjusted Net Income	Disbursements for Charitable Purposes
INVESTMENT MANAGER	145,419	145,419	145,419	

TY 2010 Taxes Schedule

Name: McLean Contributionship

EIN: 23-6396940

Category	Amount	Net Investment Income	Adjusted Net Income	Disbursements for Charitable Purposes
EXCISE TAXES	60,000			