

Form **990-PF**

Department of the Treasury
Internal Revenue Service

Return of Private Foundation
or Section 4947(a)(1) Nonexempt Charitable Trust
Treated as a Private Foundation

Note. The foundation may be able to use a copy of this return to satisfy state reporting requirements






OMB No 1545-0052






2012

Open to Public Inspection

For calendar year 2012, or tax year beginning 01-01-2012 , and ending 12-31-2012

Name of foundation FRED C & MARY R KOCH FOUNDATION INC		A Employer identification number 48-6113560	
% KARA WORTHINGTON			
Number and street (or P O box number if mail is not delivered to street address) PO BOX 2256 Suite		Room/suite	B Telephone number (see instructions) (316) 828-6847
City or town, state, and ZIP code WICHITA, KS 672012256			
G Check all that apply <div><input type="checkbox"/> Initial return <input type="checkbox"/> Final return <input type="checkbox"/> Address change</div> <div><input type="checkbox"/> Initial return of a former public charity <input type="checkbox"/> Amended return <input type="checkbox"/> Name change</div>			
H Check type of organization <input checked="" type="checkbox"/> Section 501(c)(3) exempt private foundation <input type="checkbox"/> Section 4947(a)(1) nonexempt charitable trust <input type="checkbox"/> Other taxable private foundation			
I Fair market value of all assets at end of year (from Part II, col. (c), line 16) \$ 31,775,151		J Accounting method <input type="checkbox"/> Cash <input checked="" type="checkbox"/> Accrual <input type="checkbox"/> Other (specify) _____ (Part I, column (d) must be on cash basis.)	
		E If private foundation status was terminated under section 507(b)(1)(A), check here <input type="checkbox"/> F If the foundation is in a 60-month termination under section 507(b)(1)(B), check here <input type="checkbox"/>	

Part I Analysis of Revenue and Expenses (The total of amounts in columns (b), (c), and (d) may not necessarily equal the amounts in column (a) (see instructions))		(a) Revenue and expenses per books	(b) Net investment income	(c) Adjusted net income	(d) Disbursements for charitable purposes (cash basis only)
Revenue	1	Contributions, gifts, grants, etc , received (attach schedule)	408,000		
	2	Check <input type="checkbox"/> if the foundation is not required to attach Sch B			
	3	Interest on savings and temporary cash investments	343	343	
	4	Dividends and interest from securities.	892,773	892,773	
	5a	Gross rents			
	b	Net rental income or (loss) _____			
	6a	Net gain or (loss) from sale of assets not on line 10	949,666		
	b	Gross sales price for all assets on line 6a _____ 25,768,585			
	7	Capital gain net income (from Part IV, line 2)		949,666	
	8	Net short-term capital gain			
	9	Income modifications			
	10a	Gross sales less returns and allowances			
Operating and Administrative Expenses	b	Less Cost of goods sold			
	c	Gross profit or (loss) (attach schedule)			
	11	Other income (attach schedule)	 358,713	358,713	
	12	Total. Add lines 1 through 11	2,609,495	2,201,495	
	13	Compensation of officers, directors, trustees, etc	0		
	14	Other employee salaries and wages			
	15	Pension plans, employee benefits			
	16a	Legal fees (attach schedule)			
	b	Accounting fees (attach schedule)	 2,910	0	11,944
	c	Other professional fees (attach schedule)	 12,980	12,578	402
	17	Interest			
	18	Taxes (attach schedule) (see instructions)	 21,889		
	19	Depreciation (attach schedule) and depletion . . .			
	20	Occupancy			
	21	Travel, conferences, and meetings	6,250		6,250
	22	Printing and publications			
	23	Other expenses (attach schedule)	 40,124		514
	24	Total operating and administrative expenses. Add lines 13 through 23	84,153	12,578	0
	25	Contributions, gifts, grants paid	2,036,750		1,939,250
	26	Total expenses and disbursements. Add lines 24 and 25	2,120,903	12,578	0
	27	Subtract line 26 from line 12			
	a	Excess of revenue over expenses and disbursements	488,592		
	b	Net investment income (if negative, enter -0-)		2,188,917	
	c	Adjusted net income (if negative, enter -0-)			

Part II Balance Sheets		Attached schedules and amounts in the description column should be for end-of-year amounts only (See instructions)	Beginning of year	End of year	
			(a) Book Value	(b) Book Value	(c) Fair Market Value
Assets	1	Cash—non-interest-bearing			
	2	Savings and temporary cash investments	4,725,372	1,177,152	1,177,152
	3	Accounts receivable ▶ _____ 0			
		Less allowance for doubtful accounts ▶ _____	24,846	0	0
	4	Pledges receivable ▶ _____			
		Less allowance for doubtful accounts ▶ _____			
	5	Grants receivable			
	6	Receivables due from officers, directors, trustees, and other disqualified persons (attach schedule) (see page 15 of the instructions)			
	7	Other notes and loans receivable (attach schedule) ▶ _____			
		Less allowance for doubtful accounts ▶ _____			
	8	Inventories for sale or use			
	9	Prepaid expenses and deferred charges	5,823	1,934	1,934
	10a	Investments—U S and state government obligations (attach schedule)			
	b	Investments—corporate stock (attach schedule)	3,718,851 	3,718,851	3,744,445
	c	Investments—corporate bonds (attach schedule).			
	11	Investments—land, buildings, and equipment basis ▶ _____			
		Less accumulated depreciation (attach schedule) ▶ _____			
	12	Investments—mortgage loans			
	13	Investments—other (attach schedule)	21,902,905 	26,055,914	26,799,120
	14	Land, buildings, and equipment basis ▶ _____			
		Less accumulated depreciation (attach schedule) ▶ _____			
	15	Other assets (describe ▶ _____)	 52,500	 52,500	 52,500
	16	Total assets (to be completed by all filers—see the instructions Also, see page 1, item I)	30,430,297	31,006,351	31,775,151

Liabilities	17	Accounts payable and accrued expenses	10,038	0	
	18	Grants payable	0	97,500	
	19	Deferred revenue			
	20	Loans from officers, directors, trustees, and other disqualified persons			
	21	Mortgages and other notes payable (attach schedule)			
	22	Other liabilities (describe ▶ _____)			
	23	Total liabilities (add lines 17 through 22)	10,038	97,500	

Net Assets or Fund Balances		Foundations that follow SFAS 117, check here ▶ <input checked="" type="checkbox"/>			
		and complete lines 24 through 26 and lines 30 and 31.			
	24	Unrestricted	30,420,259	30,908,851	
	25	Temporarily restricted			
	26	Permanently restricted			
		Foundations that do not follow SFAS 117, check here ▶ <input type="checkbox"/>			
		and complete lines 27 through 31.			
	27	Capital stock, trust principal, or current funds			
	28	Paid-in or capital surplus, or land, bldg , and equipment fund			
	29	Retained earnings, accumulated income, endowment, or other funds			
	30	Total net assets or fund balances (see page 17 of the instructions)	30,420,259	30,908,851	
	31	Total liabilities and net assets/fund balances (see page 17 of the instructions)	30,430,297	31,006,351	

Part III Analysis of Changes in Net Assets or Fund Balances

1	Total net assets or fund balances at beginning of year—Part II, column (a), line 30 (must agree with end-of-year figure reported on prior year’s return)	1	30,420,259
2	Enter amount from Part I, line 27a	2	488,592
3	Other increases not included in line 2 (itemize) ▶ _____	3	
4	Add lines 1, 2, and 3	4	30,908,851
5	Decreases not included in line 2 (itemize) ▶ _____	5	
6	Total net assets or fund balances at end of year (line 4 minus line 5)—Part II, column (b), line 30	6	30,908,851

Part IV

Capital Gains and Losses for Tax on Investment Income

(a) List and describe the kind(s) of property sold (e g , real estate, 2-story brick warehouse, or common stock, 200 shs MLC Co)		(b) How acquired P—Purchase D—Donation	(c) Date acquired (mo , day, yr)	(d) Date sold (mo , day, yr)
1 a	BESSEMER TRUST COMPANY	P		
b	PIMCO EMERGING LOCAL BOND INST FUND	P		
c	ZAZOVE ASSOCIATES, LLC	P		
d	EFPRP	P		
e				

(e) Gross sales price	(f) Depreciation allowed (or allowable)	(g) Cost or other basis plus expense of sale	(h) Gain or (loss) (e) plus (f) minus (g)
a 2,723,337		2,500,000	223,337
b 17,155,286		16,986,533	168,753
c 2,863,856		2,623,931	239,925
d 3,026,106		2,708,455	317,651
e			

Complete only for assets showing gain in column (h) and owned by the foundation on 12/31/69

(i) F M V as of 12/31/69	(j) Adjusted basis as of 12/31/69	(k) Excess of col (i) over col (j), if any	(l) Gains (Col (h) gain minus col (k), but not less than -0-) or Losses (from col (h))
a			223,337
b			168,753
c			239,925
d			317,651
e			

2 Capital gain net income or (net capital loss)	{ If gain, also enter in Part I, line 7 If (loss), enter -0- in Part I, line 7 }	2	949,666
3 Net short-term capital gain or (loss) as defined in sections 1222(5) and (6) If gain, also enter in Part I, line 8, column (c) (see instructions) If (loss), enter -0- in Part I, line 8 }		3	

Part V

Qualification Under Section 4940(e) for Reduced Tax on Net Investment Income

(For optional use by domestic private foundations subject to the section 4940(a) tax on net investment income)

If section 4940(d)(2) applies, leave this part blank

Was the foundation liable for the section 4942 tax on the distributable amount of any year in the base period? ☐ Yes ☒ No
If "Yes," the foundation does not qualify under section 4940(e) Do not complete this part

1 Enter the appropriate amount in each column for each year, see page 18 of the instructions before making any entries

(a) Base period years Calendar year (or tax year beginning in)	(b) Adjusted qualifying distributions	(c) Net value of noncharitable-use assets	(d) Distribution ratio (col (b) divided by col (c))
2011	2,046,698	31,454,310	0 065069
2010	1,954,001	31,460,360	0 06211
2009	1,508,261	30,901,951	0 048808
2008	1,637,628	33,807,502	0 04844
2007	1,627,052	35,306,398	0 046084

2 Total of line 1, column (d).	2	0 270511
3 Average distribution ratio for the 5-year base period—divide the total on line 2 by 5, or by the number of years the foundation has been in existence if less than 5 years	3	0 054102
4 Enter the net value of noncharitable-use assets for 2012 from Part X, line 5.	4	30,537,459
5 Multiply line 4 by line 3.	5	1,652,138
6 Enter 1% of net investment income (1% of Part I, line 27b).	6	21,889
7 Add lines 5 and 6.	7	1,674,027
8 Enter qualifying distributions from Part XII, line 4. If line 8 is equal to or greater than line 7, check the box in Part VI, line 1b, and complete that part using a 1% tax rate See the Part VI instructions	8	2,010,860

Part VIExcise Tax Based on Investment Income (Section 4940(a), 4940(b), 4940(e), or 4948—see page 18 of the instructions)

1a		Exempt operating foundations described in section 4940(d)(2), check here <input type="checkbox"/> and enter "N/A" on line 1			
		Date of ruling or determination letter _____ (attach copy of letter if necessary—see instructions)			
b		Domestic foundations that meet the section 4940(e) requirements in Part V, check here <input checked="" type="checkbox"/> and enter 1% of Part I, line 27b		1	21,889
c		All other domestic foundations enter 2% of line 27b Exempt foreign organizations enter 4% of Part I, line 12, col (b)			
2		Tax under section 511 (domestic section 4947(a)(1) trusts and taxable foundations only Others enter -0-)		2	
3		Add lines 1 and 2.		3	21,889
4		Subtitle A (income) tax (domestic section 4947(a)(1) trusts and taxable foundations only Others enter -0-)		4	
5		Tax based on investment income. Subtract line 4 from line 3 If zero or less, enter -0-		5	21,889
6		Credits/Payments			
a		2012 estimated tax payments and 2011 overpayment credited to 2012	6a	23,823	
b		Exempt foreign organizations—tax withheld at source	6b		
c		Tax paid with application for extension of time to file (Form 8868)	6c	5,000	
d		Backup withholding erroneously withheld	6d		
7		Total credits and payments Add lines 6a through 6d.		7	28,823
8		Enter any penalty for underpayment of estimated tax Check here <input type="checkbox"/> if Form 2220 is attached		8	
9		Tax due. If the total of lines 5 and 8 is more than line 7, enter amount owed		9	
10		Overpayment. If line 7 is more than the total of lines 5 and 8, enter the amount overpaid.		10	6,934
11		Enter the amount of line 10 to be Credited to 2013 estimated tax <input type="checkbox"/> 6,934	Refunded <input type="checkbox"/>	11	

Part VII-AStatements Regarding Activities

1a	During the tax year, did the foundation attempt to influence any national, state, or local legislation or did it participate or intervene in any political campaign?		Yes	No
		1a		No
b	Did it spend more than \$100 during the year (either directly or indirectly) for political purposes (see page 19 of the instructions for definition)?			No
	If the answer is "Yes" to 1a or 1b, attach a detailed description of the activities and copies of any materials published or distributed by the foundation in connection with the activities.			
c	Did the foundation file Form 1120-POL for this year?	1c		No
d	Enter the amount (if any) of tax on political expenditures (section 4955) imposed during the year (1) On the foundation <input type="checkbox"/> \$ _____ (2) On foundation managers <input type="checkbox"/> \$ _____			
e	Enter the reimbursement (if any) paid by the foundation during the year for political expenditure tax imposed on foundation managers <input type="checkbox"/> \$ _____			
2	Has the foundation engaged in any activities that have not previously been reported to the IRS?	2		No
	If "Yes," attach a detailed description of the activities.			
3	Has the foundation made any changes, not previously reported to the IRS, in its governing instrument, articles of incorporation, or bylaws, or other similar instruments? If "Yes," attach a conformed copy of the changes	3		No
4a	Did the foundation have unrelated business gross income of \$1,000 or more during the year?	4a		No
b	If "Yes," has it filed a tax return on Form 990-T for this year?	4b		
5	Was there a liquidation, termination, dissolution, or substantial contraction during the year?	5		No
	If "Yes," attach the statement required by General Instruction T.			
6	Are the requirements of section 508(e) (relating to sections 4941 through 4945) satisfied either			
	• By language in the governing instrument, or			
	• By state legislation that effectively amends the governing instrument so that no mandatory directions that conflict with the state law remain in the governing instrument?	6	Yes	
7	Did the foundation have at least \$5,000 in assets at any time during the year? If "Yes," complete Part II, col (c), and Part XV	7	Yes	
8a	Enter the states to which the foundation reports or with which it is registered (see instructions) <input checked="" type="checkbox"/> KS _____			
b	If the answer is "Yes" to line 7, has the foundation furnished a copy of Form 990-PF to the Attorney General (or designate) of each state as required by General Instruction G? If "No," attach explanation .	8b	Yes	
9	Is the foundation claiming status as a private operating foundation within the meaning of section 4942(j)(3) or 4942(j)(5) for calendar year 2012 or the taxable year beginning in 2012 (see instructions for Part XIV)? If "Yes," complete Part XIV	9		No
10	Did any persons become substantial contributors during the tax year? If "Yes," attach a schedule listing their names and addresses	10		No

Part VII-A

Statements Regarding Activities (continued)

11	At any time during the year, did the foundation, directly or indirectly, own a controlled entity within the meaning of section 512(b)(13)? If "Yes," attach schedule (see instructions).	11		No
12	Did the foundation make a distribution to a donor advised fund over which the foundation or a disqualified person had advisory privileges? If "Yes," attach statement (see instructions)	12		No
13	Did the foundation comply with the public inspection requirements for its annual returns and exemption application?	13	Yes	
Website address ▶www.fmkfoundation.org				
14	The books are in care of ▶KARA WORTHINGTONTelephone no ▶(316) 828-6768 Located at ▶4111 E 37TH ST N WICHITA KSLocated at ▶672203298			
15	Section 4947(a)(1) nonexempt charitable trusts filing Form 990-PF in lieu of Form 1041 —Check here ▶ <input type="checkbox"/> and enter the amount of tax-exempt interest received or accrued during the year ▶	15		
16	At any time during calendar year 2012, did the foundation have an interest in or a signature or other authority over a bank, securities, or other financial account in a foreign country?	16		No
See instructions for exceptions and filing requirements for Form TD F 90-22.1 If "Yes", enter the name of the foreign country ▶				

Part VII-B

Statements Regarding Activities for Which Form 4720 May Be Required

File Form 4720 if any item is checked in the "Yes" column, unless an exception applies.			Yes	No
1a	During the year did the foundation (either directly or indirectly) (1) Engage in the sale or exchange, or leasing of property with a disqualified person? <input type="checkbox"/> Yes <input checked="" type="checkbox"/> No (2) Borrow money from, lend money to, or otherwise extend credit to (or accept it from) a disqualified person?. <input type="checkbox"/> Yes <input checked="" type="checkbox"/> No (3) Furnish goods, services, or facilities to (or accept them from) a disqualified person? <input checked="" type="checkbox"/> Yes <input type="checkbox"/> No (4) Pay compensation to, or pay or reimburse the expenses of, a disqualified person? <input type="checkbox"/> Yes <input checked="" type="checkbox"/> No (5) Transfer any income or assets to a disqualified person (or make any of either available for the benefit or use of a disqualified person)?. <input type="checkbox"/> Yes <input checked="" type="checkbox"/> No (6) Agree to pay money or property to a government official? (Exception. Check "No" if the foundation agreed to make a grant to or to employ the official for a period after termination of government service, if terminating within 90 days). <input type="checkbox"/> Yes <input checked="" type="checkbox"/> No			
b	If any answer is "Yes" to 1a(1)–(6), did any of the acts fail to qualify under the exceptions described in Regulations section 53.4941(d)-3 or in a current notice regarding disaster assistance (see page 20 of the instructions)?. . . Organizations relying on a current notice regarding disaster assistance check here. ▶ <input type="checkbox"/>	1b		No
c	Did the foundation engage in a prior year in any of the acts described in 1a, other than excepted acts, that were not corrected before the first day of the tax year beginning in 2012?.	1c		No
2	Taxes on failure to distribute income (section 4942) (does not apply for years the foundation was a private operating foundation defined in section 4942(j)(3) or 4942(j)(5))			
a	At the end of tax year 2012, did the foundation have any undistributed income (lines 6d and 6e, Part XIII) for tax year(s) beginning before 2012?. <input type="checkbox"/> Yes <input checked="" type="checkbox"/> No If "Yes," list the years ▶ 20____, 20____, 20____, 20____			
b	Are there any years listed in 2a for which the foundation is not applying the provisions of section 4942(a)(2) (relating to incorrect valuation of assets) to the year's undistributed income? (If applying section 4942(a)(2) to all years listed, answer "No" and attach statement—see instructions).	2b		
c	If the provisions of section 4942(a)(2) are being applied to any of the years listed in 2a, list the years here ▶ 20____, 20____, 20____, 20____			
3a	Did the foundation hold more than a 2% direct or indirect interest in any business enterprise at any time during the year?. <input type="checkbox"/> Yes <input checked="" type="checkbox"/> No			
b	If "Yes," did it have excess business holdings in 2012 as a result of (1) any purchase by the foundation or disqualified persons after May 26, 1969, (2) the lapse of the 5-year period (or longer period approved by the Commissioner under section 4943(c)(7)) to dispose of holdings acquired by gift or bequest, or (3) the lapse of the 10-, 15-, or 20-year first phase holding period? (Use Schedule C, Form 4720, to determine if the foundation had excess business holdings in 2012.).	3b		
4a	Did the foundation invest during the year any amount in a manner that would jeopardize its charitable purposes?	4a		No
b	Did the foundation make any investment in a prior year (but after December 31, 1969) that could jeopardize its charitable purpose that had not been removed from jeopardy before the first day of the tax year beginning in 2012?	4b		No

Part VII-B

Statements Regarding Activities for Which Form 4720 May Be Required (continued)

5a

During the year did the foundation pay or incur any amount to

(1) Carry on propaganda, or otherwise attempt to influence legislation (section 4945(e))?

☐ Yes ☒ No

(2) Influence the outcome of any specific public election (see section 4955), or to carry on, directly or indirectly, any voter registration drive?

☐ Yes ☒ No

(3) Provide a grant to an individual for travel, study, or other similar purposes?

☒ Yes ☐ No

(4) Provide a grant to an organization other than a charitable, etc , organization described in section 509(a)(1), (2), or (3), or section 4940(d)(2)? (see instructions).

☒ Yes ☐ No

(5) Provide for any purpose other than religious, charitable, scientific, literary, or educational purposes, or for the prevention of cruelty to children or animals?

☐ Yes ☒ No

b

If any answer is "Yes" to 5a(1)–(5), did **any** of the transactions fail to qualify under the exceptions described in Regulations section 53.4945 or in a current notice regarding disaster assistance (see instructions)?

5b

No

c

If the answer is "Yes" to question 5a(4), does the foundation claim exemption from the tax because it maintained expenditure responsibility for the grant?

☒ Yes ☐ No

If "Yes," attach the statement required by Regulations section 53.4945–5(d).

6a

Did the foundation, during the year, receive any funds, directly or indirectly, to pay premiums on a personal benefit contract?

☐ Yes ☒ No

b

Did the foundation, during the year, pay premiums, directly or indirectly, on a personal benefit contract?

6b

No

If "Yes" to 6b, file Form 8870.

7a

At any time during the tax year, was the foundation a party to a prohibited tax shelter transaction?

☐ Yes ☒ No

b

If yes, did the foundation receive any proceeds or have any net income attributable to the transaction?

7b

Part VIII

Information About Officers, Directors, Trustees, Foundation Managers, Highly Paid Employees, and Contractors

1

List all officers, directors, trustees, foundation managers and their compensation (see instructions).

(a) Name and address	(b) Title, and average hours per week devoted to position	(c) Compensation (If not paid, enter -0-)	(d) Contributions to employee benefit plans and deferred compensation	(e) Expense account, other allowances
See Additional Data Table				

2

Compensation of five highest-paid employees (other than those included on line 1—see instructions). If none, enter "NONE."

(a) Name and address of each employee paid more than \$50,000	(b) Title, and average hours per week devoted to position	(c) Compensation	(d) Contributions to employee benefit plans and deferred compensation	(e) Expense account, other allowances

Total

number of other employees paid over \$50,000.

0

Part VIII

Information About Officers, Directors, Trustees, Foundation Managers, Highly Paid Employees, and Contractors (continued)

3 Five highest-paid independent contractors for professional services (see instructions). If none, enter "NONE".		
(a) Name and address of each person paid more than \$50,000	(b) Type of service	(c) Compensation
Total number of others receiving over \$50,000 for professional services.		0

Part IX-A

Summary of Direct Charitable Activities

List the foundation's four largest direct charitable activities during the tax year. Include relevant statistical information such as the number of organizations and other beneficiaries served, conferences convened, research papers produced, etc.	Expenses
1 SCHOLARSHIP AWARDS 204 INDIVIDUALS ENROLLED IN A COLLEGE OR UNIVERSITY IN THE U S OR CANADA WERE AWARDED SCHOARSHIPS EACH FULL TIME STUDENT IS WORKING TOWARD AN UNDERGRAD DEGREE	408,000
2	
3	
4	

Part IX-B

Summary of Program-Related Investments (see instructions)

Describe the two largest program-related investments made by the foundation during the tax year on lines 1 and 2	Amount
1 PROVIDE A LOW-INTEREST LOAN TO GOODWILL INDUSTRIES OF KANSAS TO EXPAND A MISSION-BASED SOCIAL ENTERPRISE THAT PROVIDES JOB OPPORTUNITIES FOR INDIVIDUALS WITH SPECIAL NEEDS	52,500
2	
All other program-related investments See page 24 of the instructions	
3	
Total. Add lines 1 through 3.	52,500

Part X

Minimum Investment Return (All domestic foundations must complete this part. Foreign foundations, see instructions.)

1	Fair market value of assets not used (or held for use) directly in carrying out charitable, etc , purposes		
a	Average monthly fair market value of securities.	1a	25,009,224
b	Average of monthly cash balances.	1b	5,993,272
c	Fair market value of all other assets (see instructions).	1c	0
d	Total (add lines 1a, b, and c).	1d	31,002,496
e	Reduction claimed for blockage or other factors reported on lines 1a and 1c (attach detailed explanation).	1e	
2	Acquisition indebtedness applicable to line 1 assets.	2	0
3	Subtract line 2 from line 1d.	3	31,002,496
4	Cash deemed held for charitable activities Enter 1 1/2% of line 3 (for greater amount, see instructions).	4	465,037
5	Net value of noncharitable-use assets. Subtract line 4 from line 3 Enter here and on Part V, line 4	5	30,537,459
6	Minimum investment return. Enter 5% of line 5.	6	1,526,873

Part XI

Distributable Amount (see instructions) (Section 4942(j)(3) and (j)(5) private operating foundations and certain foreign organizations check here ☐ and do not complete this part.)

1	Minimum investment return from Part X, line 6.	1	1,526,873
2a	Tax on investment income for 2012 from Part VI, line 5.	2a	21,889
b	Income tax for 2012 (This does not include the tax from Part VI).	2b	
c	Add lines 2a and 2b.	2c	21,889
3	Distributable amount before adjustments Subtract line 2c from line 1.	3	1,504,984
4	Recoveries of amounts treated as qualifying distributions.	4	
5	Add lines 3 and 4.	5	1,504,984
6	Deduction from distributable amount (see instructions).	6	
7	Distributable amount as adjusted Subtract line 6 from line 5 Enter here and on Part XIII, line 1.	7	1,504,984

Part XII

Qualifying Distributions (see instructions)

1	Amounts paid (including administrative expenses) to accomplish charitable, etc , purposes		
a	Expenses, contributions, gifts, etc —total from Part I, column (d), line 26.	1a	1,958,360
b	Program-related investments—total from Part IX-B.	1b	52,500
2	Amounts paid to acquire assets used (or held for use) directly in carrying out charitable, etc , purposes.	2	0
3	Amounts set aside for specific charitable projects that satisfy the		
a	Suitability test (prior IRS approval required).	3a	0
b	Cash distribution test (attach the required schedule).	3b	0
4	Qualifying distributions. Add lines 1a through 3b Enter here and on Part V, line 8, and Part XIII, line 4	4	2,010,860
5	Foundations that qualify under section 4940(e) for the reduced rate of tax on net investment income Enter 1% of Part I, line 27b (see instructions).	5	21,889
6	Adjusted qualifying distributions. Subtract line 5 from line 4.	6	1,988,971
Note: The amount on line 6 will be used in Part V, column (b), in subsequent years when calculating whether the foundation qualifies for the section 4940(e) reduction of tax in those years			

Part XIII

Undistributed Income (see instructions)

	(a) Corpus	(b) Years prior to 2011	(c) 2011	(d) 2012
1 Distributable amount for 2012 from Part XI, line 7				1,504,984
2 Undistributed income, if any, as of the end of 2012				
a Enter amount for 2011 only.			86,416	
b Total for prior years 2010 , 2009 , 2008				
3 Excess distributions carryover, if any, to 2012				
a From 2007.				
b From 2008.				
c From 2009.				
d From 2010.				
e From 2011.				
f Total of lines 3a through e.	0			
4 Qualifying distributions for 2012 from Part XII, line 4 ▶ \$ 2,010,860				
a Applied to 2011, but not more than line 2a			86,416	
b Applied to undistributed income of prior years (Election required—see instructions).				
c Treated as distributions out of corpus (Election required—see instructions).				
d Applied to 2012 distributable amount.				1,504,984
e Remaining amount distributed out of corpus	419,460			
5 Excess distributions carryover applied to 2012 (If an amount appears in column (d), the same amount must be shown in column (a).)				
6 Enter the net total of each column as indicated below:				
a Corpus Add lines 3f, 4c, and 4e Subtract line 5	419,460			
b Prior years' undistributed income Subtract line 4b from line 2b.				
c Enter the amount of prior years' undistributed income for which a notice of deficiency has been issued, or on which the section 4942(a) tax has been previously assessed.				
d Subtract line 6c from line 6b Taxable amount—see instructions				
e Undistributed income for 2011 Subtract line 4a from line 2a Taxable amount—see instructions				
f Undistributed income for 2012 Subtract lines 4d and 5 from line 1 This amount must be distributed in 2013.				0
7 Amounts treated as distributions out of corpus to satisfy requirements imposed by section 170(b)(1)(F) or 4942(g)(3) (see instructions).				
8 Excess distributions carryover from 2007 not applied on line 5 or line 7 (see instructions). . .				
9 Excess distributions carryover to 2013. Subtract lines 7 and 8 from line 6a.	419,460			
10 Analysis of line 9				
a Excess from 2008. . . .				0
b Excess from 2009. . . .				0
c Excess from 2010. . . .				0
d Excess from 2011. . . .				0
e Excess from 2012. . . .				419,460

Part XIV

Private Operating Foundations (see instructions and Part VII-A, question 9)

1a

If the foundation has received a ruling or determination letter that it is a private operating foundation, and the ruling is effective for 2012, enter the date of the ruling.

b

Check box to indicate whether the organization is a private operating foundation described in section 4942(j)(3) or 4942(j)(5)

☐ 4942(j)(3) or ☐ 4942(j)(5)

2a	Enter the lesser of the adjusted net income from Part I or the minimum investment return from Part X for each year listed.	Tax year	Prior 3 years			(e) Total
		(a) 2012	(b) 2011	(c) 2010	(d) 2009	
b	85% of line 2a					
c	Qualifying distributions from Part XII, line 4 for each year listed.					
d	Amounts included in line 2c not used directly for active conduct of exempt activities.					
e	Qualifying distributions made directly for active conduct of exempt activities. Subtract line 2d from line 2c.					
3	Complete 3a, b, or c for the alternative test relied upon					
a	"Assets" alternative test—enter					
	(1) Value of all assets					
	(2) Value of assets qualifying under section 4942(j)(3)(B)(i)					
b	"Endowment" alternative test— enter 2/3 of minimum investment return shown in Part X, line 6 for each year listed.					
c	"Support" alternative test—enter					
	(1) Total support other than gross investment income (interest, dividends, rents, payments on securities loans (section 512(a)(5)), or royalties).					
	(2) Support from general public and 5 or more exempt organizations as provided in section 4942(j)(3)(B)(iii).					
	(3) Largest amount of support from an exempt organization					
	(4) Gross investment income					

Part XV

Supplementary Information (Complete this part only if the organization had \$5,000 or more in assets at any time during the year—see instructions.)

1

Information Regarding Foundation Managers:

a

List any managers of the foundation who have contributed more than 2% of the total contributions received by the foundation before the close of any tax year (but only if they have contributed more than \$5,000) (See section 507(d)(2))

NONE

b

List any managers of the foundation who own 10% or more of the stock of a corporation (or an equally large portion of the ownership of a partnership or other entity) of which the foundation has a 10% or greater interest

NONE

2

Information Regarding Contribution, Grant, Gift, Loan, Scholarship, etc., Programs:

Check here ☐ if the foundation only makes contributions to preselected charitable organizations and does not accept unsolicited requests for funds. If the foundation makes gifts, grants, etc. (see instructions) to individuals or organizations under other conditions, complete items 2a, b, c, and d.

a

The name, address, and telephone number or e-mail of the person to whom applications should be addressed

FRED MARY KOCH FDN GRANT ADM
PO BOX 2256
WICHITA, KS 67201
(316) 828-6083

b

The form in which applications should be submitted and information and materials they should include

NONE

c

Any submission deadlines

NONE

d

Any restrictions or limitations on awards, such as by geographical areas, charitable fields, kinds of institutions, or other factors

NEW SCHOLARSHIPS LIMITED TO DEPENDENTS OF FULL-TIME EMPLOYEES OF KOCH INDUSTRIES, INC. AND ITS SUBSIDIARIES. GRANTS GENERALLY LIMITED TO TAX-EXEMPT PUBLIC CHARITIES IN KANSAS.

Part XV

Supplementary Information (continued)

3 Grants and Contributions Paid During the Year or Approved for Future Payment

Recipient	If recipient is an individual, show any relationship to any foundation manager or substantial contributor	Foundation status of recipient	Purpose of grant or contribution	Amount
Name and address (home or business)				
a Paid during the year See Additional Data Table				
Total			3a	2,043,000
b Approved for future payment Kansas State University Foundation 2323 Anderson Avenue Suite 500 Manhattan, KS 665022911	None	Public	Education Support	97,500
Total			3b	97,500

Enter gross amounts unless otherwise indicated	Unrelated business income		Excluded by section 512, 513, or 514		(e) Related or exempt function income (See instructions)
	(a) Business code	(b) Amount	(c) Exclusion code	(d) Amount	
1 Program service revenue					
a _____					
b _____					
c _____					
d _____					
e _____					
f _____					
g Fees and contracts from government agencies					
2 Membership dues and assessments.					
3 Interest on savings and temporary cash investments			14	343	
4 Dividends and interest from securities.			14	892,773	
5 Net rental income or (loss) from real estate					
a Debt-financed property.					
b Not debt-financed property.					
6 Net rental income or (loss) from personal property					
7 Other investment income.			18	358,713	
8 Gain or (loss) from sales of assets other than inventory			18	949,666	
9 Net income or (loss) from special events					
10 Gross profit or (loss) from sales of inventory. . .					
11 Other revenue a _____					
b _____					
c _____					
d _____					
e _____					
12 Subtotal. Add columns (b), (d), and (e).				2,201,495	
13 Total. Add line 12, columns (b), (d), and (e).				2,201,495	2,201,495

[illegible]

1	Did the organization directly or indirectly engage in any of the following with any other organization described in section 501(c) of the Code (other than section 501(c)(3) organizations) or in section 527, relating to political organizations?		Yes	No
a	Transfers from the reporting foundation to a noncharitable exempt organization of			
	(1) Cash.	1a(1)		No
	(2) Other assets.	1a(2)		No
b	Other transactions			
	(1) Sales of assets to a noncharitable exempt organization.	1b(1)		No
	(2) Purchases of assets from a noncharitable exempt organization.	1b(2)		No
	(3) Rental of facilities, equipment, or other assets.	1b(3)		No
	(4) Reimbursement arrangements.	1b(4)		No
	(5) Loans or loan guarantees.	1b(5)		No
	(6) Performance of services or membership or fundraising solicitations.	1b(6)		No
c	Sharing of facilities, equipment, mailing lists, other assets, or paid employees.	1c		No
d	If the answer to any of the above is "Yes," complete the following schedule. Column (b) should always show the fair market value of the goods, other assets, or services given by the reporting foundation. If the foundation received less than fair market value in any transaction or sharing arrangement, show in column (d) the value of the goods, other assets, or services received.			

2a Is the foundation directly or indirectly affiliated with, or related to, one or more tax-exempt organizations described in section 501(c) of the Code (other than section 501(c)(3)) or in section 527? ☐ Yes ☒ No

b If "Yes," complete the following schedule

(a) Name of organization	(b) Type of organization	(c) Description of relationship

Paid Preparer Use Only	Print/Type preparer's name	Preparer's Signature
	Firm's name ▶	BKD LLP <hr/> 1551 N WATERFRONT PKWY S
	Firm's address ▶	WICHITA, KS 672066601

Form 990PF Part VIII Line 1 - List all officers, directors, trustees, foundation managers and their compensation

(a) Name and address	(b) Title, and average hours per week devoted to position	(c) Compensation (If not paid, enter -0-)	(d) Contributions to employee benefit plans and deferred compensation	(e) Expense account, other allowances
ELIZABETH B KOCH	PRESIDENT/DIRECTOR 1 0	0	0	0
PO BOX 2256 WICHITA,KS 67201				
HEATHER LOVE	TREASURER 1 0	0	0	0
PO BOX 2256 WICHITA,KS 67201				
SUSAN ADDINGTON	SECRETARY/GRANTS ADMINISTRATOR 5 0	0	0	0
PO BOX 2256 WICHITA,KS 67201				
CHARLES G KOCH	DIRECTOR 0 25	0	0	0
PO BOX 2256 WICHITA,KS 67201				
DAVID H KOCH	DIRECTOR 0 25	0	0	0
PO Box 2256 Wichita,KS 67201				
RICHARD FINK	DIRECTOR 0 25	0	0	0
1515 N COURTHOUSE ROAD 200 ARLINGTON,VA 22201				

Form 990PF Part XV Line 3 - Grants and Contributions Paid During the Year or Approved for Future Payment

Recipient	If recipient is an individual, show any relationship to any foundation manager or substantial contributor	Foundation status of recipient	Purpose of grant or contribution	Amount
Name and address (home or business)				
a <i>Paid during the year</i>				
Benedictine College 1020 North 2nd Street Atchison,KS 66002	None	Public	Education Support	7,500
Bill of Rights Institute 200 N Glebe Road Suite 200 Arlington,VA 22203	None	Public	Education Support	246,000
Communities In Schools 412 S Main Suite 212 Wichita,KS 67202	None	Public	Education Support	16,500
Council for Economic Education 122 East 42nd Street Suite 2600 New York,NY 10168	None	Public	Education Support	15,000
Ellis Foundation PO Box 54 Fort Scott,KS 66701	None	Public	Education Support	24,000
Friends of the Great Plains Nature Center 6232 E 29th Street North Wichita,KS 67220	None	Public	Operating Support	4,000
Friends University 2100 W University Street Wichita,KS 672133397	None	Public	Education Support	34,000
Gilder Lehrman Institute of American History 19 West 44th Street New York,NY 10036	None	Public	Education Support	60,000
Greater Wichita YMCA 3330 N Woodlawn Suite 500 Wichita,KS 67220	None	Public	Education Support	4,000
Kansas Council on Economic Education 1845 Fairmount Wichita,KS 672600203	None	Public	Education Support	10,000
Kansas State University Foundation 2323 Anderson Avenue Box 203 Manhattan,KS 665022911	None	Public	Education Support	149,000
Kansas University Endowment Association 1300 Sunnyside Avenue Suite 500 Lawrence,KS 660457585	None	Public	Education Support	48,500
Koch Cultural Trust 255 N Roosevelt Wichita,KS 67208	None	Private	Operating Support	164,000
Music Theatre of Wichita 225 W Douglas Wichita,KS 67202	None	Public	Operating Support	10,500
Newman University 3100 McCormick Avenue Wichita,KS 672132097	None	Public	Education Support	24,000

Form 990PF Part XV Line 3 - Grants and Contributions Paid During the Year or Approved for Future Payment

Recipient	If recipient is an individual, show any relationship to any foundation manager or substantial contributor	Foundation status of recipient	Purpose of grant or contribution	Amount
Name and address (home or business)				
a <i>Paid during the year</i>				
Pembroke Hill School 400 West 51st Street Kansas City,MO 64112	None	Public	Education Support	100,000
Symphony in the Flint Hills PO Box 441 Strong City,KS 668690441	None	Public	Operating Support	20,000
The Salvation Army Wichita City Command 350 N Market Wichita,KS 67202	None	Public	Operating Support	2,500
Wichita Center for the Arts 9112 East Central Wichita,KS 67206	None	Public	Operating Support	43,500
Wichita State University 1845 Fairmont Wichita,KS 672600072	None	Public	Education Support	14,000
Wichita Symphony Century II 225 West Douglas Wichita,KS 67202	None	Public	Operating Support	15,000
Youth Entrepreneurs of Kansas 4111 East 37th Street North Wichita,KS 67220	None	Public	Operating Support	626,000
Agarwal Shivani C/O FRED C MARY R KOCH FOUNDATI PO BOX 2256 Wichita,KS 67201	None		Educational Scholarship	2,000
Alex Brandon C/O FRED C MARY R KOCH FOUNDATI PO BOX 2256 Wichita,KS 67201	None		Educational Scholarship	2,000
Arneson Luke C/O FRED C MARY R KOCH FOUNDATI PO BOX 2256 Wichita,KS 67201	None		Educational Scholarship	2,000
Aupperle Patrick C/O FRED C MARY R KOCH FOUNDATI PO BOX 2256 Wichita,KS 67201	None		Educational Scholarship	2,000
Baber Kristen C/O FRED C MARY R KOCH FOUNDATI PO BOX 2256 Wichita,KS 67201	None		Educational Scholarship	2,000
Bachman Alec C/O FRED C MARY R KOCH FOUNDATI PO BOX 2256 Wichita,KS 67201	None		Educational Scholarship	2,000
Baker Caitlin C/O FRED C MARY R KOCH FOUNDATI PO BOX 2256 Wichita,KS 67201	None		Educational Scholarship	2,000
Barnett Don C/O FRED C MARY R KOCH FOUNDATI PO BOX 2256 Wichita,KS 67201	None		Educational Scholarship	2,000

Form 990PF Part XV Line 3 - Grants and Contributions Paid During the Year or Approved for Future Payment

Recipient	If recipient is an individual, show any relationship to any foundation manager or substantial contributor	Foundation status of recipient	Purpose of grant or contribution	Amount
Name and address (home or business)				
a Paid during the year				
Bassiri Troy C/O FRED C MARY R KOCH FOUNDATI PO BOX 2256 Wichita,KS 67201	None		Educational Scholarship	2,000
Baukal Caitlyn C/O FRED C MARY R KOCH FOUNDATI PO BOX 2256 Wichita,KS 67201	None		Educational Scholarship	2,000
Baukal Christine C/O FRED C MARY R KOCH FOUNDATI PO BOX 2256 Wichita,KS 67201	None		Educational Scholarship	2,000
Bennett Shericka C/O FRED C MARY R KOCH FOUNDATI PO BOX 2256 Wichita,KS 67201	None		Educational Scholarship	2,000
Berdan Holly C/O FRED C MARY R KOCH FOUNDATI PO BOX 2256 Wichita,KS 67201	None		Educational Scholarship	2,000
Bergan Zachary C/O FRED C MARY R KOCH FOUNDATI PO BOX 2256 Wichita,KS 67201	None		Educational Scholarship	2,000
Bhakta Saajan C/O FRED C MARY R KOCH FOUNDATI PO BOX 2256 Wichita,KS 67201	None		Educational Scholarship	2,000
Blankinship Ian C/O FRED C MARY R KOCH FOUNDATI PO BOX 2256 Wichita,KS 67201	None		Educational Scholarship	2,000
Blischak Julianna C/O FRED C MARY R KOCH FOUNDATI PO BOX 2256 Wichita,KS 67201	None		Educational Scholarship	2,000
Blizzard Benjamin C/O FRED C MARY R KOCH FOUNDATI PO BOX 2256 Wichita,KS 67201	None		Educational Scholarship	2,000
Bohrn Carol-Ann C/O FRED C MARY R KOCH FOUNDATI PO BOX 2256 Wichita,KS 67201	None		Educational Scholarship	2,000
Bolmer Elizabeth C/O FRED C MARY R KOCH FOUNDATI PO BOX 2256 Wichita,KS 67201	None		Educational Scholarship	2,000
Bonorden James C/O FRED C MARY R KOCH FOUNDATI PO BOX 2256 Wichita,KS 67201	None		Educational Scholarship	2,000
Boriack Brooke C/O FRED C MARY R KOCH FOUNDATI PO BOX 2256 Wichita,KS 67201	None		Educational Scholarship	2,000
Bourland Connor C/O FRED C MARY R KOCH FOUNDATI PO BOX 2256 Wichita,KS 67201	None		Educational Scholarship	2,000

Form 990PF Part XV Line 3 - Grants and Contributions Paid During the Year or Approved for Future Payment

Recipient	If recipient is an individual, show any relationship to any foundation manager or substantial contributor	Foundation status of recipient	Purpose of grant or contribution	Amount
Name and address (home or business)				
a Paid during the year				
Boyce Maureen C/O FRED C MARY R KOCH FOUNDATI PO BOX 2256 Wichita,KS 67201	None		Educational Scholarship	2,000
Bradley Tyler C/O FRED C MARY R KOCH FOUNDATI PO BOX 2256 Wichita,KS 67201	None		Educational Scholarship	2,000
Campbell Kara C/O FRED C MARY R KOCH FOUNDATI PO BOX 2256 Wichita,KS 67201	None		Educational Scholarship	2,000
Camper Tyrek C/O FRED C MARY R KOCH FOUNDATI PO BOX 2256 Wichita,KS 67201	None		Educational Scholarship	2,000
Cangiano Kristen C/O FRED C MARY R KOCH FOUNDATI PO BOX 2256 Wichita,KS 67201	None		Educational Scholarship	2,000
Carrier Kimberly C/O FRED C MARY R KOCH FOUNDATI PO BOX 2256 Wichita,KS 67201	None		Educational Scholarship	2,000
Cera-Proulx Katryna C/O FRED C MARY R KOCH FOUNDATI PO BOX 2256 Wichita,KS 67201	None		Educational Scholarship	2,000
Chandler Christine C/O FRED C MARY R KOCH FOUNDATI PO BOX 2256 Wichita,KS 67201	None		Educational Scholarship	2,000
Chang Gary C/O FRED C MARY R KOCH FOUNDATI PO BOX 2256 Wichita,KS 67201	None		Educational Scholarship	2,000
Chang Ashley C/O FRED C MARY R KOCH FOUNDATI PO BOX 2256 Wichita,KS 67201	None		Educational Scholarship	2,000
Childs Allison C/O FRED C MARY R KOCH FOUNDATI PO BOX 2256 Wichita,KS 67201	None		Educational Scholarship	2,000
Clavelli Jason C/O FRED C MARY R KOCH FOUNDATI PO BOX 2256 Wichita,KS 67201	None		Educational Scholarship	2,000
Coble Joshua C/O FRED C MARY R KOCH FOUNDATI PO BOX 2256 Wichita,KS 67201	None		Educational Scholarship	2,000
Codoluto Daniel C/O FRED C MARY R KOCH FOUNDATI PO BOX 2256 Wichita,KS 67201	None		Educational Scholarship	2,000
Coffey Kailey C/O FRED C MARY R KOCH FOUNDATI PO BOX 2256 Wichita,KS 67201	None		Educational Scholarship	2,000

Form 990PF Part XV Line 3 - Grants and Contributions Paid During the Year or Approved for Future Payment

Recipient	If recipient is an individual, show any relationship to any foundation manager or substantial contributor	Foundation status of recipient	Purpose of grant or contribution	Amount
Name and address (home or business)				
a Paid during the year				
Cole Andrew C/O FRED C MARY R KOCH FOUNDATI PO BOX 2256 Wichita,KS 67201	None		Educational Scholarship	2,000
Colling Lindsey C/O FRED C MARY R KOCH FOUNDATI PO BOX 2256 Wichita,KS 67201	None		Educational Scholarship	2,000
Collins Patrick C/O FRED C MARY R KOCH FOUNDATI PO BOX 2256 Wichita,KS 67201	None		Educational Scholarship	2,000
Colven William C/O FRED C MARY R KOCH FOUNDATI PO BOX 2256 Wichita,KS 67201	None		Educational Scholarship	2,000
Cook Jenna C/O FRED C MARY R KOCH FOUNDATI PO BOX 2256 Wichita,KS 67201	None		Educational Scholarship	2,000
Cooke John C/O FRED C MARY R KOCH FOUNDATI PO BOX 2256 Wichita,KS 67201	None		Educational Scholarship	2,000
Copeland Ethan C/O FRED C MARY R KOCH FOUNDATI PO BOX 2256 Wichita,KS 67201	None		Educational Scholarship	2,000
Covelli Curtis C/O FRED C MARY R KOCH FOUNDATI PO BOX 2256 Wichita,KS 67201	None		Educational Scholarship	2,000
Cramer Broc C/O FRED C MARY R KOCH FOUNDATI PO BOX 2256 Wichita,KS 67201	None		Educational Scholarship	2,000
Crawshaw Tate C/O FRED C MARY R KOCH FOUNDATI PO BOX 2256 Wichita,KS 67201	None		Educational Scholarship	2,000
Cross Philip C/O FRED C MARY R KOCH FOUNDATI PO BOX 2256 Wichita,KS 67201	None		Educational Scholarship	2,000
Cross Caroline C/O FRED C MARY R KOCH FOUNDATI PO BOX 2256 Wichita,KS 67201	None		Educational Scholarship	2,000
Culotta McKenzie C/O FRED C MARY R KOCH FOUNDATI PO BOX 2256 Wichita,KS 67201	None		Educational Scholarship	2,000
Daniel Hailey C/O FRED C MARY R KOCH FOUNDATI PO BOX 2256 Wichita,KS 67201	None		Educational Scholarship	2,000
Danielson Jeffrey C/O FRED C MARY R KOCH FOUNDATI PO BOX 2256 Wichita,KS 67201	None		Educational Scholarship	2,000

Form 990PF Part XV Line 3 - Grants and Contributions Paid During the Year or Approved for Future Payment

Recipient	If recipient is an individual, show any relationship to any foundation manager or substantial contributor	Foundation status of recipient	Purpose of grant or contribution	Amount
Name and address (home or business)				
a Paid during the year				
Davidson Emily C/O FRED C MARY R KOCH FOUNDATI PO BOX 2256 Wichita,KS 67201	None		Educational Scholarship	2,000
Davis Connor C/O FRED C MARY R KOCH FOUNDATI PO BOX 2256 Wichita,KS 67201	None		Educational Scholarship	2,000
DeGarmo Lydia C/O FRED C MARY R KOCH FOUNDATI PO BOX 2256 Wichita,KS 67201	None		Educational Scholarship	2,000
Denton Andrew C/O FRED C MARY R KOCH FOUNDATI PO BOX 2256 Wichita,KS 67201	None		Educational Scholarship	2,000
Dewitt Katherine C/O FRED C MARY R KOCH FOUNDATI PO BOX 2256 Wichita,KS 67201	None		Educational Scholarship	2,000
Diehl Kevin C/O FRED C MARY R KOCH FOUNDATI PO BOX 2256 Wichita,KS 67201	None		Educational Scholarship	2,000
Dodson Jill C/O FRED C MARY R KOCH FOUNDATI PO BOX 2256 Wichita,KS 67201	None		Educational Scholarship	2,000
Dolechek Deborah C/O FRED C MARY R KOCH FOUNDATI PO BOX 2256 Wichita,KS 67201	None		Educational Scholarship	2,000
Donnelly Erin C/O FRED C MARY R KOCH FOUNDATI PO BOX 2256 Wichita,KS 67201	None		Educational Scholarship	2,000
Donnelly Sean C/O FRED C MARY R KOCH FOUNDATI PO BOX 2256 Wichita,KS 67201	None		Educational Scholarship	2,000
Dort Tyler C/O FRED C MARY R KOCH FOUNDATI PO BOX 2256 Wichita,KS 67201	None		Educational Scholarship	2,000
Dula Jonathon C/O FRED C MARY R KOCH FOUNDATI PO BOX 2256 Wichita,KS 67201	None		Educational Scholarship	2,000
Edgerly Alex C/O FRED C MARY R KOCH FOUNDATI PO BOX 2256 Wichita,KS 67201	None		Educational Scholarship	2,000
Edic Heather C/O FRED C MARY R KOCH FOUNDATI PO BOX 2256 Wichita,KS 67201	None		Educational Scholarship	2,000
Ehrlich Robert C/O FRED C MARY R KOCH FOUNDATI PO BOX 2256 Wichita,KS 67201	None		Educational Scholarship	2,000

Form 990PF Part XV Line 3 - Grants and Contributions Paid During the Year or Approved for Future Payment

Recipient	If recipient is an individual, show any relationship to any foundation manager or substantial contributor	Foundation status of recipient	Purpose of grant or contribution	Amount
Name and address (home or business)				
a <i>Paid during the year</i>				
Ellender Claire C/O FRED C MARY R KOCH FOUNDATI PO BOX 2256 Wichita,KS 67201	None		Educational Scholarship	2,000
Elmer Stephany C/O FRED C MARY R KOCH FOUNDATI PO BOX 2256 Wichita,KS 67201	None		Educational Scholarship	2,000
Engel Madeline C/O FRED C MARY R KOCH FOUNDATI PO BOX 2256 Wichita,KS 67201	None		Educational Scholarship	2,000
Ewers Jacob C/O FRED C MARY R KOCH FOUNDATI PO BOX 2256 Wichita,KS 67201	None		Educational Scholarship	2,000
Fareed Shaaz C/O FRED C MARY R KOCH FOUNDATI PO BOX 2256 Wichita,KS 67201	None		Educational Scholarship	2,000
Fisher Miranda C/O FRED C MARY R KOCH FOUNDATI PO BOX 2256 Wichita,KS 67201	None		Educational Scholarship	2,000
Fisher Mikayla C/O FRED C MARY R KOCH FOUNDATI PO BOX 2256 Wichita,KS 67201	None		Educational Scholarship	2,000
Fox Taryn C/O FRED C MARY R KOCH FOUNDATI PO BOX 2256 Wichita,KS 67201	None		Educational Scholarship	2,000
Fox Lynley C/O FRED C MARY R KOCH FOUNDATI PO BOX 2256 Wichita,KS 67201	None		Educational Scholarship	2,000
Franssen Nicholas C/O FRED C MARY R KOCH FOUNDATI PO BOX 2256 Wichita,KS 67201	None		Educational Scholarship	2,000
Franssen Tyler C/O FRED C MARY R KOCH FOUNDATI PO BOX 2256 Wichita,KS 67201	None		Educational Scholarship	2,000
Fritsche Philip C/O FRED C MARY R KOCH FOUNDATI PO BOX 2256 Wichita,KS 67201	None		Educational Scholarship	2,000
Fritz Kailey C/O FRED C MARY R KOCH FOUNDATI PO BOX 2256 Wichita,KS 67201	None		Educational Scholarship	2,000
Garza Elizabeth C/O FRED C MARY R KOCH FOUNDATI PO BOX 2256 Wichita,KS 67201	None		Educational Scholarship	2,000
Gause Haylee C/O FRED C MARY R KOCH FOUNDATI PO BOX 2256 Wichita,KS 67201	None		Educational Scholarship	2,000

Form 990PF Part XV Line 3 - Grants and Contributions Paid During the Year or Approved for Future Payment

Recipient	If recipient is an individual, show any relationship to any foundation manager or substantial contributor	Foundation status of recipient	Purpose of grant or contribution	Amount
Name and address (home or business)				
a Paid during the year				
Gazaway Jason C/O FRED C MARY R KOCH FOUNDATI PO BOX 2256 Wichita,KS 67201	None		Educational Scholarship	2,000
Gibson Robert C/O FRED C MARY R KOCH FOUNDATI PO BOX 2256 Wichita,KS 67201	None		Educational Scholarship	2,000
Grant Maria C/O FRED C MARY R KOCH FOUNDATI PO BOX 2256 Wichita,KS 67201	None		Educational Scholarship	2,000
Hamman Chad C/O FRED C MARY R KOCH FOUNDATI PO BOX 2256 Wichita,KS 67201	None		Educational Scholarship	2,000
Harms Steven C/O FRED C MARY R KOCH FOUNDATI PO BOX 2256 Wichita,KS 67201	None		Educational Scholarship	2,000
Harris Benny C/O FRED C MARY R KOCH FOUNDATI PO BOX 2256 Wichita,KS 67201	None		Educational Scholarship	2,000
Harris Holly C/O FRED C MARY R KOCH FOUNDATI PO BOX 2256 Wichita,KS 67201	None		Educational Scholarship	2,000
Hawes Daniel C/O FRED C MARY R KOCH FOUNDATI PO BOX 2256 Wichita,KS 67201	None		Educational Scholarship	2,000
He Michael C/O FRED C MARY R KOCH FOUNDATI PO BOX 2256 Wichita,KS 67201	None		Educational Scholarship	2,000
Helfrich Jared C/O FRED C MARY R KOCH FOUNDATI PO BOX 2256 Wichita,KS 67201	None		Educational Scholarship	2,000
Henderson Leah C/O FRED C MARY R KOCH FOUNDATI PO BOX 2256 Wichita,KS 67201	None		Educational Scholarship	2,000
Highfill Adam C/O FRED C MARY R KOCH FOUNDATI PO BOX 2256 Wichita,KS 67201	None		Educational Scholarship	2,000
Holliman Krista C/O FRED C MARY R KOCH FOUNDATI PO BOX 2256 Wichita,KS 67201	None		Educational Scholarship	2,000
Hoover Caleb C/O FRED C MARY R KOCH FOUNDATI PO BOX 2256 Wichita,KS 67201	None		Educational Scholarship	2,000
Hoover Joshua C/O FRED C MARY R KOCH FOUNDATI PO BOX 2256 Wichita,KS 67201	None		Educational Scholarship	2,000

Form 990PF Part XV Line 3 - Grants and Contributions Paid During the Year or Approved for Future Payment

Recipient	If recipient is an individual, show any relationship to any foundation manager or substantial contributor	Foundation status of recipient	Purpose of grant or contribution	Amount
Name and address (home or business)				
a Paid during the year				
Housley Marissa C/O FRED C MARY R KOCH FOUNDATI PO BOX 2256 Wichita,KS 67201	None		Educational Scholarship	2,000
Howard Michael C/O FRED C MARY R KOCH FOUNDATI PO BOX 2256 Wichita,KS 67201	None		Educational Scholarship	2,000
Isbell Taylor C/O FRED C MARY R KOCH FOUNDATI PO BOX 2256 Wichita,KS 67201	None		Educational Scholarship	2,000
Jansen Natalie C/O FRED C MARY R KOCH FOUNDATI PO BOX 2256 Wichita,KS 67201	None		Educational Scholarship	2,000
Jayakaran Jacob C/O FRED C MARY R KOCH FOUNDATI PO BOX 2256 Wichita,KS 67201	None		Educational Scholarship	2,000
Jeng Michelle C/O FRED C MARY R KOCH FOUNDATI PO BOX 2256 Wichita,KS 67201	None		Educational Scholarship	2,000
Jenny Matthew C/O FRED C MARY R KOCH FOUNDATI PO BOX 2256 Wichita,KS 67201	None		Educational Scholarship	2,000
Johnson Katherine C/O FRED C MARY R KOCH FOUNDATI PO BOX 2256 Wichita,KS 67201	None		Educational Scholarship	2,000
Johnson Kelly C/O FRED C MARY R KOCH FOUNDATI PO BOX 2256 Wichita,KS 67201	None		Educational Scholarship	2,000
Johnson Anna C/O FRED C MARY R KOCH FOUNDATI PO BOX 2256 Wichita,KS 67201	None		Educational Scholarship	2,000
Jurgensen Amber C/O FRED C MARY R KOCH FOUNDATI PO BOX 2256 Wichita,KS 67201	None		Educational Scholarship	2,000
Kaiser Brianna C/O FRED C MARY R KOCH FOUNDATI PO BOX 2256 Wichita,KS 67201	None		Educational Scholarship	2,000
Ketter Ellen C/O FRED C MARY R KOCH FOUNDATI PO BOX 2256 Wichita,KS 67201	None		Educational Scholarship	2,000
Kimpton Kelly C/O FRED C MARY R KOCH FOUNDATI PO BOX 2256 Wichita,KS 67201	None		Educational Scholarship	2,000
Kohn Taylor C/O FRED C MARY R KOCH FOUNDATI PO BOX 2256 Wichita,KS 67201	None		Educational Scholarship	2,000

Form 990PF Part XV Line 3 - Grants and Contributions Paid During the Year or Approved for Future Payment

Recipient	If recipient is an individual, show any relationship to any foundation manager or substantial contributor	Foundation status of recipient	Purpose of grant or contribution	Amount
Name and address (home or business)				
a <i>Paid during the year</i>				
Kolbeck Taylor C/O FRED C MARY R KOCH FOUNDATI PO BOX 2256 Wichita,KS 67201	None		Educational Scholarship	2,000
Korpi Katherine C/O FRED C MARY R KOCH FOUNDATI PO BOX 2256 Wichita,KS 67201	None		Educational Scholarship	2,000
Krieger Sara C/O FRED C MARY R KOCH FOUNDATI PO BOX 2256 Wichita,KS 67201	None		Educational Scholarship	2,000
Lambert Jenna C/O FRED C MARY R KOCH FOUNDATI PO BOX 2256 Wichita,KS 67201	None		Educational Scholarship	2,000
Lambert Natalie C/O FRED C MARY R KOCH FOUNDATI PO BOX 2256 Wichita,KS 67201	None		Educational Scholarship	2,000
Latta Jennifer C/O FRED C MARY R KOCH FOUNDATI PO BOX 2256 Wichita,KS 67201	None		Educational Scholarship	2,000
Lee Charlene C/O FRED C MARY R KOCH FOUNDATI PO BOX 2256 Wichita,KS 67201	None		Educational Scholarship	2,000
LeMaster Grace C/O FRED C MARY R KOCH FOUNDATI PO BOX 2256 Wichita,KS 67201	None		Educational Scholarship	2,000
Liddle Peter C/O FRED C MARY R KOCH FOUNDATI PO BOX 2256 Wichita,KS 67201	None		Educational Scholarship	2,000
Longoria Anthony C/O FRED C MARY R KOCH FOUNDATI PO BOX 2256 Wichita,KS 67201	None		Educational Scholarship	2,000
Loomis Ryan C/O FRED C MARY R KOCH FOUNDATI PO BOX 2256 Wichita,KS 67201	None		Educational Scholarship	2,000
Lukhard Melissa C/O FRED C MARY R KOCH FOUNDATI PO BOX 2256 Wichita,KS 67201	None		Educational Scholarship	2,000
Lundell Jana C/O FRED C MARY R KOCH FOUNDATI PO BOX 2256 Wichita,KS 67201	None		Educational Scholarship	2,000
Macari Rachel C/O FRED C MARY R KOCH FOUNDATI PO BOX 2256 Wichita,KS 67201	None		Educational Scholarship	2,000
Malone Ryan C/O FRED C MARY R KOCH FOUNDATI PO BOX 2256 Wichita,KS 67201	None		Educational Scholarship	2,000

Form 990PF Part XV Line 3 - Grants and Contributions Paid During the Year or Approved for Future Payment

Recipient	If recipient is an individual, show any relationship to any foundation manager or substantial contributor	Foundation status of recipient	Purpose of grant or contribution	Amount
Name and address (home or business)				
a Paid during the year				
Malone Kyle C/O FRED C MARY R KOCH FOUNDATI PO BOX 2256 Wichita,KS 67201	None		Educational Scholarship	2,000
Marino Danielle C/O FRED C MARY R KOCH FOUNDATI PO BOX 2256 Wichita,KS 67201	None		Educational Scholarship	2,000
Martin Kartlin C/O FRED C MARY R KOCH FOUNDATI PO BOX 2256 Wichita,KS 67201	None		Educational Scholarship	2,000
Martyn Matthew C/O FRED C MARY R KOCH FOUNDATI PO BOX 2256 Wichita,KS 67201	None		Educational Scholarship	2,000
Mason Christopher C/O FRED C MARY R KOCH FOUNDATI PO BOX 2256 Wichita,KS 67201	None		Educational Scholarship	2,000
Massa Maria C/O FRED C MARY R KOCH FOUNDATI PO BOX 2256 Wichita,KS 67201	None		Educational Scholarship	2,000
McClain William C/O FRED C MARY R KOCH FOUNDATI PO BOX 2256 Wichita,KS 67201	None		Educational Scholarship	2,000
McDonald Emily C/O FRED C MARY R KOCH FOUNDATI PO BOX 2256 Wichita,KS 67201	None		Educational Scholarship	2,000
McEachern Brittany C/O FRED C MARY R KOCH FOUNDATI PO BOX 2256 Wichita,KS 67201	None		Educational Scholarship	2,000
Melton James C/O FRED C MARY R KOCH FOUNDATI PO BOX 2256 Wichita,KS 67201	None		Educational Scholarship	2,000
Ming Thomas C/O FRED C MARY R KOCH FOUNDATI PO BOX 2256 Wichita,KS 67201	None		Educational Scholarship	2,000
Mitchell Kayla C/O FRED C MARY R KOCH FOUNDATI PO BOX 2256 Wichita,KS 67201	None		Educational Scholarship	2,000
Morgan Tori C/O FRED C MARY R KOCH FOUNDATI PO BOX 2256 Wichita,KS 67201	None		Educational Scholarship	2,000
Moses Holly C/O FRED C MARY R KOCH FOUNDATI PO BOX 2256 Wichita,KS 67201	None		Educational Scholarship	2,000
Nelson Carly C/O FRED C MARY R KOCH FOUNDATI PO BOX 2256 Wichita,KS 67201	None		Educational Scholarship	2,000

Form 990PF Part XV Line 3 - Grants and Contributions Paid During the Year or Approved for Future Payment

Recipient	If recipient is an individual, show any relationship to any foundation manager or substantial contributor	Foundation status of recipient	Purpose of grant or contribution	Amount
Name and address (home or business)				
a <i>Paid during the year</i>				
Nichols Taylor C/O FRED C MARY R KOCH FOUNDATI PO BOX 2256 Wichita,KS 67201	None		Educational Scholarship	2,000
Niemtschk Kelsey C/O FRED C MARY R KOCH FOUNDATI PO BOX 2256 Wichita,KS 67201	None		Educational Scholarship	2,000
O'Sullivan Tierney C/O FRED C MARY R KOCH FOUNDATI PO BOX 2256 Wichita,KS 67201	None		Educational Scholarship	2,000
Osborne Joanna C/O FRED C MARY R KOCH FOUNDATI PO BOX 2256 Wichita,KS 67201	None		Educational Scholarship	2,000
Palski Jill C/O FRED C MARY R KOCH FOUNDATI PO BOX 2256 Wichita,KS 67201	None		Educational Scholarship	2,000
Papadelis Efstratios C/O FRED C MARY R KOCH FOUNDATI PO BOX 2256 Wichita,KS 67201	None		Educational Scholarship	2,000
Pere Jessica C/O FRED C MARY R KOCH FOUNDATI PO BOX 2256 Wichita,KS 67201	None		Educational Scholarship	2,000
Permenter Haley C/O FRED C MARY R KOCH FOUNDATI PO BOX 2256 Wichita,KS 67201	None		Educational Scholarship	2,000
Piszczek Jackie C/O FRED C MARY R KOCH FOUNDATI PO BOX 2256 Wichita,KS 67201	None		Educational Scholarship	2,000
Poinsatte Joanna C/O FRED C MARY R KOCH FOUNDATI PO BOX 2256 Wichita,KS 67201	None		Educational Scholarship	2,000
Polasek Ervin C/O FRED C MARY R KOCH FOUNDATI PO BOX 2256 Wichita,KS 67201	None		Educational Scholarship	2,000
Polasek Sarah C/O FRED C MARY R KOCH FOUNDATI PO BOX 2256 Wichita,KS 67201	None		Educational Scholarship	2,000
Poole Danielle C/O FRED C MARY R KOCH FOUNDATI PO BOX 2256 Wichita,KS 67201	None		Educational Scholarship	2,000
Porter Piritta C/O FRED C MARY R KOCH FOUNDATI PO BOX 2256 Wichita,KS 67201	None		Educational Scholarship	2,000
Potts Claire C/O FRED C MARY R KOCH FOUNDATI PO BOX 2256 Wichita,KS 67201	None		Educational Scholarship	2,000

Form 990PF Part XV Line 3 - Grants and Contributions Paid During the Year or Approved for Future Payment

Recipient	If recipient is an individual, show any relationship to any foundation manager or substantial contributor	Foundation status of recipient	Purpose of grant or contribution	Amount
Name and address (home or business)				
a Paid during the year				
Prest Sara C/O FRED C MARY R KOCH FOUNDATI PO BOX 2256 Wichita,KS 67201	None		Educational Scholarship	2,000
Puetz Jacob C/O FRED C MARY R KOCH FOUNDATI PO BOX 2256 Wichita,KS 67201	None		Educational Scholarship	2,000
Rahman Bushra C/O FRED C MARY R KOCH FOUNDATI PO BOX 2256 Wichita,KS 67201	None		Educational Scholarship	2,000
Rajendran Dhevi C/O FRED C MARY R KOCH FOUNDATI PO BOX 2256 Wichita,KS 67201	None		Educational Scholarship	2,000
Rajendran Sakthi C/O FRED C MARY R KOCH FOUNDATI PO BOX 2256 Wichita,KS 67201	None		Educational Scholarship	2,000
Ramseyer Emily C/O FRED C MARY R KOCH FOUNDATI PO BOX 2256 Wichita,KS 67201	None		Educational Scholarship	2,000
Randall Andrew C/O FRED C MARY R KOCH FOUNDATI PO BOX 2256 Wichita,KS 67201	None		Educational Scholarship	2,000
Rasp Haley C/O FRED C MARY R KOCH FOUNDATI PO BOX 2256 Wichita,KS 67201	None		Educational Scholarship	2,000
Ratskoff Benjamin C/O FRED C MARY R KOCH FOUNDATI PO BOX 2256 Wichita,KS 67201	None		Educational Scholarship	2,000
Reinecke Teneal C/O FRED C MARY R KOCH FOUNDATI PO BOX 2256 Wichita,KS 67201	None		Educational Scholarship	2,000
Rhoads Kyla C/O FRED C MARY R KOCH FOUNDATI PO BOX 2256 Wichita,KS 67201	None		Educational Scholarship	2,000
Richey Preston C/O FRED C MARY R KOCH FOUNDATI PO BOX 2256 Wichita,KS 67201	None		Educational Scholarship	2,000
Rohleder Joshua C/O FRED C MARY R KOCH FOUNDATI PO BOX 2256 Wichita,KS 67201	None		Educational Scholarship	2,000
Ruh Elaine C/O FRED C MARY R KOCH FOUNDATI PO BOX 2256 Wichita,KS 67201	None		Educational Scholarship	2,000
Rye Rachel C/O FRED C MARY R KOCH FOUNDATI PO BOX 2256 Wichita,KS 67201	None		Educational Scholarship	2,000


Form 990PF Part XV Line 3 - Grants and Contributions Paid During the Year or Approved for Future Payment

Recipient	If recipient is an individual, show any relationship to any foundation manager or substantial contributor	Foundation status of recipient	Purpose of grant or contribution	Amount
Name and address (home or business)				
a Paid during the year				
Schroeder Kayla C/O FRED C MARY R KOCH FOUNDATI PO BOX 2256 Wichita,KS 67201	None		Educational Scholarship	2,000
Schroeder Amy C/O FRED C MARY R KOCH FOUNDATI PO BOX 2256 Wichita,KS 67201	None		Educational Scholarship	2,000
Schultze Brandon C/O FRED C MARY R KOCH FOUNDATI PO BOX 2256 Wichita,KS 67201	None		Educational Scholarship	2,000
Schumann Matthew C/O FRED C MARY R KOCH FOUNDATI PO BOX 2256 Wichita,KS 67201	None		Educational Scholarship	2,000
Schwinn Jonathan C/O FRED C MARY R KOCH FOUNDATI PO BOX 2256 Wichita,KS 67201	None		Educational Scholarship	2,000
Sementelli Shelby C/O FRED C MARY R KOCH FOUNDATI PO BOX 2256 Wichita,KS 67201	None		Educational Scholarship	2,000
Slaten Alexandra C/O FRED C MARY R KOCH FOUNDATI PO BOX 2256 Wichita,KS 67201	None		Educational Scholarship	2,000
Smith Lindsay C/O FRED C MARY R KOCH FOUNDATI PO BOX 2256 Wichita,KS 67201	None		Educational Scholarship	2,000
Stewart Savannah C/O FRED C MARY R KOCH FOUNDATI PO BOX 2256 Wichita,KS 67201	None		Educational Scholarship	2,000
Stewart Nathan C/O FRED C MARY R KOCH FOUNDATI PO BOX 2256 Wichita,KS 67201	None		Educational Scholarship	2,000
Stout Bryce C/O FRED C MARY R KOCH FOUNDATI PO BOX 2256 Wichita,KS 67201	None		Educational Scholarship	2,000
Strate Justin C/O FRED C MARY R KOCH FOUNDATI PO BOX 2256 Wichita,KS 67201	None		Educational Scholarship	2,000
Swergart Sarah C/O FRED C MARY R KOCH FOUNDATI PO BOX 2256 Wichita,KS 67201	None		Educational Scholarship	2,000
Taylor Alexander C/O FRED C MARY R KOCH FOUNDATI PO BOX 2256 Wichita,KS 67201	None		Educational Scholarship	2,000
Thraen Linnea C/O FRED C MARY R KOCH FOUNDATI PO BOX 2256 Wichita,KS 67201	None		Educational Scholarship	2,000

Form 990PF Part XV Line 3 - Grants and Contributions Paid During the Year or Approved for Future Payment

Recipient	If recipient is an individual, show any relationship to any foundation manager or substantial contributor	Foundation status of recipient	Purpose of grant or contribution	Amount
Name and address (home or business)				
a Paid during the year				
Treat Meredith C/O FRED C MARY R KOCH FOUNDATI PO BOX 2256 Wichita,KS 67201	None		Educational Scholarship	2,000
Trerotola Tyler C/O FRED C MARY R KOCH FOUNDATI PO BOX 2256 Wichita,KS 67201	None		Educational Scholarship	2,000
Valdez Michael C/O FRED C MARY R KOCH FOUNDATI PO BOX 2256 Wichita,KS 67201	None		Educational Scholarship	2,000
Vetalice Nicole C/O FRED C MARY R KOCH FOUNDATI PO BOX 2256 Wichita,KS 67201	None		Educational Scholarship	2,000
Vogt Adam C/O FRED C MARY R KOCH FOUNDATI PO BOX 2256 Wichita,KS 67201	None		Educational Scholarship	2,000
Waggett Jonathan C/O FRED C MARY R KOCH FOUNDATI PO BOX 2256 Wichita,KS 67201	None		Educational Scholarship	2,000
Westemeir Kailey C/O FRED C MARY R KOCH FOUNDATI PO BOX 2256 Wichita,KS 67201	None		Educational Scholarship	2,000
Whitt Elizabeth C/O FRED C MARY R KOCH FOUNDATI PO BOX 2256 Wichita,KS 67201	None		Educational Scholarship	2,000
Wierman Christopher C/O FRED C MARY R KOCH FOUNDATI PO BOX 2256 Wichita,KS 67201	None		Educational Scholarship	2,000
Williams Sheron C/O FRED C MARY R KOCH FOUNDATI PO BOX 2256 Wichita,KS 67201	None		Educational Scholarship	2,000
Williams Thomas C/O FRED C MARY R KOCH FOUNDATI PO BOX 2256 Wichita,KS 67201	None		Educational Scholarship	2,000
Wilson Amanda C/O FRED C MARY R KOCH FOUNDATI PO BOX 2256 Wichita,KS 67201	None		Educational Scholarship	2,000
Yerkes Michael C/O FRED C MARY R KOCH FOUNDATI PO BOX 2256 Wichita,KS 67201	None		Educational Scholarship	2,000
Yerkes Daniel C/O FRED C MARY R KOCH FOUNDATI PO BOX 2256 Wichita,KS 67201	None		Educational Scholarship	2,000
Young Kevin C/O FRED C MARY R KOCH FOUNDATI PO BOX 2256 Wichita,KS 67201	None		Educational Scholarship	2,000

Form 990PF Part XV Line 3 - Grants and Contributions Paid During the Year or Approved for Future Payment

Recipient	If recipient is an individual, show any relationship to any foundation manager or substantial contributor	Foundation status of recipient	Purpose of grant or contribution	Amount
Name and address (home or business)				
a <i>Paid during the year</i>				
Zemanick Kristen C/O FRED C MARY R KOCH FOUNDATI PO BOX 2256 Wichita,KS 67201	None		Educational Scholarship	2,000
Returned Scholarships C/O FRED C MARY R KOCH FOUNDATI PO BOX 2256 Wichita,KS 67201	None		Educational Scholarship	-3,000
Total  3a				2,043,000

Schedule B
(Form 990, 990-EZ, or 990-PF)
Department of the Treasury
Internal Revenue Service

Schedule of Contributors

▶ Attach to Form 990, 990-EZ, or 990-PF.

OMB No 1545-0047

2012

Name of the organization FRED C & MARY R KOCH FOUNDATION INC	Employer identification number 48-6113560
---	--

Organization type (check one)

Filers of:	Section:
Form 990 or 990-EZ	<input type="checkbox"/> 501(c)() (enter number) organization
	<input type="checkbox"/> 4947(a)(1) nonexempt charitable trust not treated as a private foundation
	<input type="checkbox"/> 527 political organization
Form 990-PF	<input checked="" type="checkbox"/> 501(c)(3) exempt private foundation
	<input type="checkbox"/> 4947(a)(1) nonexempt charitable trust treated as a private foundation
	<input type="checkbox"/> 501(c)(3) taxable private foundation

Check if your organization is covered by the **General Rule** or a **Special Rule**.
Note. Only a section 501(c)(7), (8), or (10) organization can check boxes for both the General Rule and a Special Rule. See instructions.

General Rule

☒ For an organization filing Form 990, 990-EZ, or 990-PF that received, during the year, \$5,000 or more (in money or property) from any one contributor. Complete Parts I and II.

Special Rules

☐ For a section 501(c)(3) organization filing Form 990 or 990-EZ that met the 33¹/₃% support test of the regulations under sections 509(a)(1) and 170(b)(1)(A)(vi) and received from any one contributor, during the year, a contribution of the greater of **(1)** \$5,000 or **(2)** 2% of the amount on (i) Form 990, Part VIII, line 1h, or (ii) Form 990-EZ, line 1. Complete Parts I and II.

☐ For a section 501(c)(7), (8), or (10) organization filing Form 990 or 990-EZ that received from any one contributor, during the year, total contributions of more than \$1,000 for use *exclusively* for religious, charitable, scientific, literary, or educational purposes, or the prevention of cruelty to children or animals. Complete Parts I, II, and III.

☐ For a section 501(c)(7), (8), or (10) organization filing Form 990 or 990-EZ that received from any one contributor, during the year, contributions for use *exclusively* for religious, charitable, etc., purposes, but these contributions did not total to more than \$1,000. If this box is checked, enter here the total contributions that were received during the year for an *exclusively* religious, charitable, etc., purpose. Do not complete any of the parts unless the **General Rule** applies to this organization because it received nonexclusively religious, charitable, etc., contributions of \$5,000 or more during the year. ▶ \$ _____

Caution. An organization that is not covered by the General Rule and/or the Special Rules does not file Schedule B (Form 990, 990-EZ, or 990-PF), but it **must** answer “No” on Part IV, line 2 of its Form 990, or check the box on line H of its Form 990-EZ or on Part I, line 2 of its Form 990-PF, to certify that it does not meet the filing requirements of Schedule B (Form 990, 990-EZ, or 990-PF).

Name of organization FRED C & MARY R KOCH FOUNDATION INC	Employer identification number 48-6113560
--	---

Part I	Contributors (see instructions) Use duplicate copies of Part I if additional space is needed		
(a) No.	(b) Name, address, and ZIP + 4	(c) Total contributions	(d) Type of contribution
<u>1</u>	KOCH INDUSTRIES INC PO BOX 2256 WICHITA, KS 672012256	\$ 408,000	Person <input checked="" type="checkbox"/> Payroll <input type="checkbox"/> Noncash <input type="checkbox"/> (Complete Part II if there is a noncash contribution)
<u> </u>		\$	Person <input type="checkbox"/> Payroll <input type="checkbox"/> Noncash <input type="checkbox"/> (Complete Part II if there is a noncash contribution)
<u> </u>		\$	Person <input type="checkbox"/> Payroll <input type="checkbox"/> Noncash <input type="checkbox"/> (Complete Part II if there is a noncash contribution)
<u> </u>		\$	Person <input type="checkbox"/> Payroll <input type="checkbox"/> Noncash <input type="checkbox"/> (Complete Part II if there is a noncash contribution)
<u> </u>		\$	Person <input type="checkbox"/> Payroll <input type="checkbox"/> Noncash <input type="checkbox"/> (Complete Part II if there is a noncash contribution)
<u> </u>		\$	Person <input type="checkbox"/> Payroll <input type="checkbox"/> Noncash <input type="checkbox"/> (Complete Part II if there is a noncash contribution)
<u> </u>		\$	Person <input type="checkbox"/> Payroll <input type="checkbox"/> Noncash <input type="checkbox"/> (Complete Part II if there is a noncash contribution)
<u> </u>		\$	Person <input type="checkbox"/> Payroll <input type="checkbox"/> Noncash <input type="checkbox"/> (Complete Part II if there is a noncash contribution)

Name of organization FRED C & MARY R KOCH FOUNDATION INC	Employer identification number 48-6113560
--	---

Part II	Noncash Property (see instructions) Use duplicate copies of Part II if additional space is needed		
(a) No. from Part I	(b) Description of noncash property given	(c) FMV (or estimate) (see instructions)	(d) Date received
_____	_____ _____ _____ _____	\$ _____	_____
(a) No. from Part I	(b) Description of noncash property given	(c) FMV (or estimate) (see instructions)	(d) Date received
_____	_____ _____ _____ _____	\$ _____	_____
(a) No. from Part I	(b) Description of noncash property given	(c) FMV (or estimate) (see instructions)	(d) Date received
_____	_____ _____ _____ _____	\$ _____	_____
(a) No. from Part I	(b) Description of noncash property given	(c) FMV (or estimate) (see instructions)	(d) Date received
_____	_____ _____ _____ _____	\$ _____	_____
(a) No. from Part I	(b) Description of noncash property given	(c) FMV (or estimate) (see instructions)	(d) Date received
_____	_____ _____ _____ _____	\$ _____	_____
(a) No. from Part I	(b) Description of noncash property given	(c) FMV (or estimate) (see instructions)	(d) Date received
_____	_____ _____ _____ _____	\$ _____	_____

Name of organization FRED C & MARY R KOCH FOUNDATION INC	Employer identification number 48-6113560
--	---

Part III	Exclusively religious, charitable, etc., individual contributions to section 501(c)(7), (8), or (10) organizations that total more than \$1,000 for the year. Complete columns (a) through (e) and the following line entry For organizations completing Part III, enter the total of <i>exclusively</i> religious, charitable, etc , contributions of \$1,000 or less for the year (Enter this information once See instructions) ▶ \$ Use duplicate copies of Part III if additional space is needed
-----------------	---

(a) No. from Part I	(b) Purpose of gift	(c) Use of gift	(d) Description of how gift is held
—	<div></div> <div></div> <div></div>	<div></div> <div></div> <div></div>	<div></div> <div></div> <div></div>
	(e) Transfer of gift		
	Transferee's name, address, and ZIP 4		Relationship of transferor to transferee
	<div></div> <div></div>	<div></div> <div></div> <div></div>	

(a) No. from Part I	(b) Purpose of gift	(c) Use of gift	(d) Description of how gift is held
—	<div></div> <div></div> <div></div>	<div></div> <div></div> <div></div>	<div></div> <div></div> <div></div>
	(e) Transfer of gift		
	Transferee's name, address, and ZIP 4		Relationship of transferor to transferee
	<div></div> <div></div>	<div></div> <div></div> <div></div>	

(a) No. from Part I	(b) Purpose of gift	(c) Use of gift	(d) Description of how gift is held
—	<div></div> <div></div> <div></div>	<div></div> <div></div> <div></div>	<div></div> <div></div> <div></div>
	(e) Transfer of gift		
	Transferee's name, address, and ZIP 4		Relationship of transferor to transferee
	<div></div> <div></div>	<div></div> <div></div> <div></div>	

(a) No. from Part I	(b) Purpose of gift	(c) Use of gift	(d) Description of how gift is held
—	<div></div> <div></div> <div></div>	<div></div> <div></div> <div></div>	<div></div> <div></div> <div></div>
	(e) Transfer of gift		
	Transferee's name, address, and ZIP 4		Relationship of transferor to transferee
	<div></div> <div></div>	<div></div> <div></div> <div></div>	

TY 2012 Accounting Fees Schedule**Name:** FRED C & MARY R KOCH FOUNDATION INC**EIN:** 48-6113560

Category	Amount	Net Investment Income	Adjusted Net Income	Disbursements for Charitable Purposes
ACCOUNTING FEES				9,034
TAX PREPARATION FEES	2,910			2,910

Note: To capture the full content of this document, please select landscape mode (11" x 8.5") when printing.

TY 2012 Depreciation Schedule

Name: FRED C & MARY R KOCH FOUNDATION INC

EIN: 48-6113560

Note: To capture the full content of this document, please select landscape mode (11" x 8.5") when printing.

TY 2012 Expenditure Responsibility Statement

Name: FRED C & MARY R KOCH FOUNDATION INC

EIN: 48-6113560

Grantee's Name	Grantee's Address	Grant Date	Grant Amount	Grant Purpose	Amount Expended By Grantee	Any Diversion By Grantee?	Dates of Reports By Grantee	Date of Verification	Results of Verification
KANSAS CULTURAL TRUST	255 N ROOSEVELT WICHITA, KS 67208	2012-01-05	164,000	GENERAL OPERATING SUPPORT FOR EDUCATIONAL FOUNDATION - GRANTS FOR YOUNG VISUAL & PERFORMING ARTISTS	143,086	NO	MAY 21, 2013		THE GRANTOR HAS NO REASON TO DOUBT THE ACCURACY OR RELIABILITY OF THE REPORT FROM THE GRANTEE, THEREFORE, NO INDEPENDENT VERIFICATION OF THE REPORTS WERE MADE
KANSAS CULTURAL TRUST	255 N ROOSEVELT WICHITA, KS 67208	2011-01-18	148,000	GENERAL OPERATING SUPPORT FOR EDUCATIONAL FOUNDATION - GRANTS FOR YOUNG VISUAL & PERFORMING ARTISTS	1,959	NO	MAY 21, 2013		THE GRANTOR HAS NO REASON TO DOUBT THE ACCURACY OR RELIABILITY OF THE REPORT FROM THE GRANTEE, THEREFORE, NO INDEPENDENT VERIFICATION OF THE REPORTS WERE MADE

**TY 2012 Investments Corporate
Stock Schedule****Name:** FRED C & MARY R KOCH FOUNDATION INC**EIN:** 48-6113560

Name of Stock	End of Year Book Value	End of Year Fair Market Value
KOCH INDUSTRIES, INC.		
PREFERRED STOCK	3,718,851	3,744,445

TY 2012 Investments - Other Schedule**Name:** FRED C & MARY R KOCH FOUNDATION INC**EIN:** 48-6113560

Category / Item	Listed at Cost or FMV	Book Value	End of Year Fair Market Value
GLEACHER DIVERSIFIED FUND		86,350	101,744
EFPRP		25,969,564	26,697,376

TY 2012 Land, Etc. Schedule**Name:** FRED C & MARY R KOCH FOUNDATION INC**EIN:** 48-6113560

TY 2012 Other Assets Schedule

Name: FRED C & MARY R KOCH FOUNDATION INC

EIN: 48-6113560

Description	Beginning of Year - Book Value	End of Year - Book Value	End of Year - Fair Market Value
N/R- PROGRAM RELATED INVEST	52,500	52,500	52,500

TY 2012 Other Expenses Schedule**Name:** FRED C & MARY R KOCH FOUNDATION INC**EIN:** 48-6113560

Description	Revenue and Expenses per Books	Net Investment Income	Adjusted Net Income	Disbursements for Charitable Purposes
INSURANCE	425			425
CORPORATE FILING FEES	89			89
MISCELLANEOUS	39,610			

TY 2012 Other Income Schedule

Name: FRED C & MARY R KOCH FOUNDATION INC

EIN: 48-6113560

Description	Revenue And Expenses Per Books	Net Investment Income	Adjusted Net Income
OTHER INCOME - INVESTMENTS	358,713	358,713	

TY 2012 Other Professional Fees Schedule**Name:** FRED C & MARY R KOCH FOUNDATION INC**EIN:** 48-6113560

Category	Amount	Net Investment Income	Adjusted Net Income	Disbursements for Charitable Purposes
INVESTMENT FEES	12,578	12,578		
PROFESSIONAL FEES	402			402

TY 2012 Taxes Schedule

Name: FRED C & MARY R KOCH FOUNDATION INC

EIN: 48-6113560

Category	Amount	Net Investment Income	Adjusted Net Income	Disbursements for Charitable Purposes
EXCISE TAX	21,889			