

Return of Private Foundation

or Section 4947(a)(1) Trust Treated as Private Foundation

▶ Do not enter social security numbers on this form as it may be made public.

▶ Go to www.irs.gov/Form990PF for instructions and the latest information.**2017****Open to Public Inspection****For calendar year 2017 or tax year beginning****, 2017, and ending****, 20**

Name of foundation F.M. KIRBY FOUNDATION, INC.		A Employer identification number 51-6017929						
Number and street (or P.O. box number if mail is not delivered to street address) 17 DEHART STREET	Room/suite	B Telephone number (see instructions) (973) 538-4800						
City or town, state or province, country, and ZIP or foreign postal code MORRISTOWN, NJ 07963-0151		C If exemption application is pending, check here. <input type="checkbox"/> D 1. Foreign organizations, check here. <input type="checkbox"/> 2. Foreign organizations meeting the 85% test, check here and attach computation. <input type="checkbox"/> E If private foundation status was terminated under section 507(b)(1)(A), check here. <input type="checkbox"/> F If the foundation is in a 60-month termination under section 507(b)(1)(B), check here. <input type="checkbox"/>						
G Check all that apply: <table style="width:100%; border: none;"> <tr> <td><input type="checkbox"/> Initial return</td> <td><input type="checkbox"/> Initial return of a former public charity</td> </tr> <tr> <td><input type="checkbox"/> Final return</td> <td><input type="checkbox"/> Amended return</td> </tr> <tr> <td><input type="checkbox"/> Address change</td> <td><input type="checkbox"/> Name change</td> </tr> </table>			<input type="checkbox"/> Initial return	<input type="checkbox"/> Initial return of a former public charity	<input type="checkbox"/> Final return	<input type="checkbox"/> Amended return	<input type="checkbox"/> Address change	<input type="checkbox"/> Name change
<input type="checkbox"/> Initial return	<input type="checkbox"/> Initial return of a former public charity							
<input type="checkbox"/> Final return	<input type="checkbox"/> Amended return							
<input type="checkbox"/> Address change	<input type="checkbox"/> Name change							
H Check type of organization: <input checked="" type="checkbox"/> Section 501(c)(3) exempt private foundation <input type="checkbox"/> Section 4947(a)(1) nonexempt charitable trust <input type="checkbox"/> Other taxable private foundation								
I Fair market value of all assets at end of year (from Part II, col. (c), line 16) ▶ \$ 378,424,352.		J Accounting method: <input type="checkbox"/> Cash <input checked="" type="checkbox"/> Accrual <input type="checkbox"/> Other (specify) _____ (Part I, column (d) must be on cash basis.)						

	(a) Revenue and expenses per books	(b) Net investment income	(c) Adjusted net income	(d) Disbursements for charitable purposes (cash basis only)
Part I Analysis of Revenue and Expenses (The total of amounts in columns (b), (c), and (d) may not necessarily equal the amounts in column (a) (see instructions).)				
Revenue				
1 Contributions, gifts, grants, etc., received (attach schedule)				
2 Check <input type="checkbox"/> if the foundation is not required to attach Sch. B.				
3 Interest on savings and temporary cash investments				
4 Dividends and interest from securities	10,032,180.	10,032,180.		ATCH 1
5a Gross rents				
b Net rental income or (loss)				
6a Net gain or (loss) from sale of assets not on line 10	42,223,750.			
b Gross sales price for all assets on line 6a 452,141,178.				
7 Capital gain net income (from Part IV, line 2)		42,223,750.		
8 Net short-term capital gain.				
9 Income modifications				
10a Gross sales less returns and allowances				
b Less: Cost of goods sold				
c Gross profit or (loss) (attach schedule)				
11 Other income (attach schedule) ATCH 2 . .	1,046,151.	1,046,151.		
12 Total. Add lines 1 through 11	53,302,081.	53,302,081.		
Operating and Administrative Expenses				
13 Compensation of officers, directors, trustees, etc. . .	573,757.	286,879.		286,878.
14 Other employee salaries and wages	91,692.	45,846.		45,846.
15 Pension plans, employee benefits	143,777.	71,889.		71,888.
16a Legal fees (attach schedule) ATCH 3	1,999.	1,000.		999.
b Accounting fees (attach schedule) ATCH 4 .	46,500.	23,250.		23,250.
c Other professional fees (attach schedule) [5]	1,271,389.	1,268,989.		2,400.
17 Interest				
18 Taxes (attach schedule) (see instructions) [6] .	555,173.	24,299.		24,298.
19 Depreciation (attach schedule) and depletion .				
20 Occupancy				
21 Travel, conferences, and meetings	23,790.	11,895.		11,895.
22 Printing and publications	5,168.	2,584.		2,584.
23 Other expenses (attach schedule) ATCH 7 . .	102,303.	51,164.		51,159.
24 Total operating and administrative expenses. Add lines 13 through 23.	2,815,548.	1,787,795.		521,197.
25 Contributions, gifts, grants paid	66,437,500.			39,250,500.
26 Total expenses and disbursements. Add lines 24 and 25	69,253,048.	1,787,795.	0.	39,771,697.
27 Subtract line 26 from line 12:				
a Excess of revenue over expenses and disbursements . .	-15,950,967.			
b Net investment income (if negative, enter -0-)		51,514,286.		
c Adjusted net income (if negative, enter -0-)				

Part II Balance Sheets		Attached schedules and amounts in the description column should be for end-of-year amounts only. (See instructions.)		Beginning of year	End of year	
				(a) Book Value	(b) Book Value	(c) Fair Market Value
Assets	1 Cash - non-interest-bearing			75,462.	27,597,290.	27,597,290.
	2 Savings and temporary cash investments			29,270,828.	63,402,617.	63,402,617.
	3 Accounts receivable ▶					
	Less: allowance for doubtful accounts ▶					
	4 Pledges receivable ▶					
	Less: allowance for doubtful accounts ▶					
	5 Grants receivable.					
	6 Receivables due from officers, directors, trustees, and other disqualified persons (attach schedule) (see instructions)					
	7 Other notes and loans receivable (attach schedule) ▶					
	Less: allowance for doubtful accounts ▶					
	8 Inventories for sale or use.					
	9 Prepaid expenses and deferred charges ATCH 8			41,576.		
	10a Investments - U.S. and state government obligations (attach schedule). .					
	b Investments - corporate stock (attach schedule) ATCH 9			273,594,254.	232,991,758.	272,784,896.
	c Investments - corporate bonds (attach schedule).					
	11 Investments - land, buildings, and equipment: basis ▶					
	Less: accumulated depreciation (attach schedule) ▶					
	12 Investments - mortgage loans.					
	13 Investments - other (attach schedule) ATCH 10 . .			24,549,669.	14,526,302.	14,041,209.
	14 Land, buildings, and equipment: basis ▶					
	Less: accumulated depreciation (attach schedule) ▶					
	15 Other assets (describe ▶ ATCH 11)			869,641.	598,340.	598,340.
	16 Total assets (to be completed by all filers - see the instructions. Also, see page 1, item I)			328,401,430.	339,116,307.	378,424,352.
Liabilities	17 Accounts payable and accrued expenses			378,247.	95,178.	
	18 Grants payable.					
	19 Deferred revenue.					
	20 Loans from officers, directors, trustees, and other disqualified persons. .					
	21 Mortgages and other notes payable (attach schedule)					
	22 Other liabilities (describe ▶ ATCH 12)			27,903,000.	55,090,000.	
	23 Total liabilities (add lines 17 through 22)			28,281,247.	55,185,178.	
Net Assets or Fund Balances	Foundations that follow SFAS 117, check here <input type="checkbox"/>					
	and complete lines 24 through 26, and lines 30 and 31.					
	24 Unrestricted					
	25 Temporarily restricted					
	26 Permanently restricted					
	Foundations that do not follow SFAS 117, check here ▶ <input checked="" type="checkbox"/>					
	and complete lines 27 through 31.					
	27 Capital stock, trust principal, or current funds					
	28 Paid-in or capital surplus, or land, bldg., and equipment fund.					
	29 Retained earnings, accumulated income, endowment, or other funds . .					
	30 Total net assets or fund balances (see instructions)			300,120,182.	283,931,129.	
	31 Total liabilities and net assets/fund balances (see instructions)			328,401,429.	339,116,307.	

Part III Analysis of Changes in Net Assets or Fund Balances

1 Total net assets or fund balances at beginning of year - Part II, column (a), line 30 (must agree with end-of-year figure reported on prior year's return).	1	300,120,182.
2 Enter amount from Part I, line 27a.	2	-15,950,967.
3 Other increases not included in line 2 (itemize) ▶ ATCH 13	3	128,078.
4 Add lines 1, 2, and 3	4	284,297,293.
5 Decreases not included in line 2 (itemize) ▶ ATCH 14	5	366,164.
6 Total net assets or fund balances at end of year (line 4 minus line 5) - Part II, column (b), line 30	6	283,931,129.

Form **990-PF** (2017)

Part IV Capital Gains and Losses for Tax on Investment Income

(a) List and describe the kind(s) of property sold (for example, real estate, 2-story brick warehouse; or common stock, 200 shs. MLC Co.)			(b) How acquired P - Purchase D - Donation	(c) Date acquired (mo., day, yr.)	(d) Date sold (mo., day, yr.)
1 a SEE PART IV SCHEDULE					
b					
c					
d					
e					
(e) Gross sales price	(f) Depreciation allowed (or allowable)	(g) Cost or other basis plus expense of sale	(h) Gain or (loss) ((e) plus (f) minus (g))		
a					
b					
c					
d					
e					
Complete only for assets showing gain in column (h) and owned by the foundation on 12/31/69.					
(i) FMV as of 12/31/69	(j) Adjusted basis as of 12/31/69	(k) Excess of col. (i) over col. (j), if any	(l) Gains (Col. (h) gain minus col. (k), but not less than -0-) or Losses (from col. (h))		
a					
b					
c					
d					
e					
2 Capital gain net income or (net capital loss) { If gain, also enter in Part I, line 7 If (loss), enter -0- in Part I, line 7 }			2	42,223,750.	
3 Net short-term capital gain or (loss) as defined in sections 1222(5) and (6): If gain, also enter in Part I, line 8, column (c). See instructions. If (loss), enter -0- in Part I, line 8 }			3	0.	

Part V Qualification Under Section 4940(e) for Reduced Tax on Net Investment Income

(For optional use by domestic private foundations subject to the section 4940(a) tax on net investment income.)

If section 4940(d)(2) applies, leave this part blank.

Was the foundation liable for the section 4942 tax on the distributable amount of any year in the base period? ☐ Yes ☒ No

If "Yes," the foundation doesn't qualify under section 4940(e). Do not complete this part.

1 Enter the appropriate amount in each column for each year; see the instructions before making any entries.

(a) Base period years Calendar year (or tax year beginning in)	(b) Adjusted qualifying distributions	(c) Net value of noncharitable-use assets	(d) Distribution ratio (col. (b) divided by col. (c))
2016	42,627,143.	379,655,373.	0.112279
2015	19,101,247.	406,397,590.	0.047001
2014	21,402,533.	434,439,925.	0.049265
2013	20,606,901.	419,382,335.	0.049136
2012	19,796,013.	394,114,587.	0.050229
2 Total of line 1, column (d)			2 0.307910
3 Average distribution ratio for the 5-year base period - divide the total on line 2 by 5.0, or by the number of years the foundation has been in existence if less than 5 years			3 0.061582
4 Enter the net value of noncharitable-use assets for 2017 from Part X, line 5			4 357,519,770.
5 Multiply line 4 by line 3.			5 22,016,782.
6 Enter 1% of net investment income (1% of Part I, line 27b).			6 515,143.
7 Add lines 5 and 6.			7 22,531,925.
8 Enter qualifying distributions from Part XII, line 4. If line 8 is equal to or greater than line 7, check the box in Part VI, line 1b, and complete that part using a 1% tax rate. See the Part VI instructions.			8 39,771,697.

Part VI Excise Tax Based on Investment Income (Section 4940(a), 4940(b), 4940(e), or 4948 - see instructions)

1a Exempt operating foundations described in section 4940(d)(2), check here <input type="checkbox"/> and enter "N/A" on line 1. Date of ruling or determination letter: _____ (attach copy of letter if necessary - see instructions)			
b Domestic foundations that meet the section 4940(e) requirements in Part V, check here <input checked="" type="checkbox"/> and enter 1% of Part I, line 27b.		1	515,143.
c All other domestic foundations enter 2% of line 27b. Exempt foreign organizations enter 4% of Part I, line 12, col. (b).			
2 Tax under section 511 (domestic section 4947(a)(1) trusts and taxable foundations only; others, enter -0-)		2	
3 Add lines 1 and 2.		3	515,143.
4 Subtitle A (income) tax (domestic section 4947(a)(1) trusts and taxable foundations only; others, enter -0-)		4	0.
5 Tax based on investment income. Subtract line 4 from line 3. If zero or less, enter -0-		5	515,143.
6 Credits/Payments:			
a 2017 estimated tax payments and 2016 overpayment credited to 2017.	6a	515,697.	
b Exempt foreign organizations - tax withheld at source	6b		
c Tax paid with application for extension of time to file (Form 8868).	6c		
d Backup withholding erroneously withheld	6d		
7 Total credits and payments. Add lines 6a through 6d	7	515,697.	
8 Enter any penalty for underpayment of estimated tax. Check here <input type="checkbox"/> if Form 2220 is attached	8		
9 Tax due. If the total of lines 5 and 8 is more than line 7, enter amount owed	9		
10 Overpayment. If line 7 is more than the total of lines 5 and 8, enter the amount overpaid	10	554.	
11 Enter the amount of line 10 to be: Credited to 2018 estimated tax ▶ 554. Refunded ▶	11		

Part VII-A Statements Regarding Activities

	Yes	No
1a During the tax year, did the foundation attempt to influence any national, state, or local legislation or did it participate or intervene in any political campaign?		X
b Did it spend more than \$100 during the year (either directly or indirectly) for political purposes? See the instructions for the definition If the answer is "Yes" to 1a or 1b, attach a detailed description of the activities and copies of any materials published or distributed by the foundation in connection with the activities.		X
c Did the foundation file Form 1120-POL for this year?		X
d Enter the amount (if any) of tax on political expenditures (section 4955) imposed during the year: (1) On the foundation. ▶ \$ _____ (2) On foundation managers. ▶ \$ _____		
e Enter the reimbursement (if any) paid by the foundation during the year for political expenditure tax imposed on foundation managers. ▶ \$ _____		
2 Has the foundation engaged in any activities that have not previously been reported to the IRS? If "Yes," attach a detailed description of the activities.		X
3 Has the foundation made any changes, not previously reported to the IRS, in its governing instrument, articles of incorporation, or bylaws, or other similar instruments? If "Yes," attach a conformed copy of the changes		X
4a Did the foundation have unrelated business gross income of \$1,000 or more during the year?		X
b If "Yes," has it filed a tax return on Form 990-T for this year?		
5 Was there a liquidation, termination, dissolution, or substantial contraction during the year? If "Yes," attach the statement required by <i>General Instruction T</i> .		X
6 Are the requirements of section 508(e) (relating to sections 4941 through 4945) satisfied either: • By language in the governing instrument, or • By state legislation that effectively amends the governing instrument so that no mandatory directions that conflict with the state law remain in the governing instrument?	X	
7 Did the foundation have at least \$5,000 in assets at any time during the year? If "Yes," complete Part II, col. (c), and Part XV	X	
8a Enter the states to which the foundation reports or with which it is registered. See instructions. ▶ DE,		
b If the answer is "Yes" to line 7, has the foundation furnished a copy of Form 990-PF to the Attorney General (or designate) of each state as required by <i>General Instruction G</i> ? If "No," attach explanation	X	
9 Is the foundation claiming status as a private operating foundation within the meaning of section 4942(j)(3) or 4942(j)(5) for calendar year 2017 or the tax year beginning in 2017? See the instructions for Part XIV. If "Yes," complete Part XIV.		X
10 Did any persons become substantial contributors during the tax year? If "Yes," attach a schedule listing their names and addresses		X

Form 990-PF (2017)

Part VII-A Statements Regarding Activities (continued)

	Yes	No
11 At any time during the year, did the foundation, directly or indirectly, own a controlled entity within the meaning of section 512(b)(13)? If "Yes," attach schedule. See instructions		X
12 Did the foundation make a distribution to a donor advised fund over which the foundation or a disqualified person had advisory privileges? If "Yes," attach statement. See instructions		X
13 Did the foundation comply with the public inspection requirements for its annual returns and exemption application? Website address ► HTTP://FMKIRBYFOUNDATION.ORG	X	
14 The books are in care of ► F.M. KIRBY FOUNDATION, INC. Telephone no. ► 973-538-4800 Located at ► 17 DEHART STREET, MORRISTOWN, NJ ZIP+4 ► 07960		
15 Section 4947(a)(1) nonexempt charitable trusts filing Form 990-PF in lieu of Form 1041 - check here and enter the amount of tax-exempt interest received or accrued during the year		
16 At any time during calendar year 2017, did the foundation have an interest in or a signature or other authority over a bank, securities, or other financial account in a foreign country? See the instructions for exceptions and filing requirements for FinCEN Form 114. If "Yes," enter the name of the foreign country ►		X

Part VII-B Statements Regarding Activities for Which Form 4720 May Be Required**File Form 4720 if any item is checked in the "Yes" column, unless an exception applies.**

	Yes	No
1a During the year, did the foundation (either directly or indirectly):		
(1) Engage in the sale or exchange, or leasing of property with a disqualified person?	<input type="checkbox"/> Yes <input checked="" type="checkbox"/> No	
(2) Borrow money from, lend money to, or otherwise extend credit to (or accept it from) a disqualified person?	<input type="checkbox"/> Yes <input checked="" type="checkbox"/> No	
(3) Furnish goods, services, or facilities to (or accept them from) a disqualified person?	<input checked="" type="checkbox"/> Yes <input type="checkbox"/> No	
(4) Pay compensation to, or pay or reimburse the expenses of, a disqualified person?	<input checked="" type="checkbox"/> Yes <input type="checkbox"/> No	
(5) Transfer any income or assets to a disqualified person (or make any of either available for the benefit or use of a disqualified person)?	<input type="checkbox"/> Yes <input checked="" type="checkbox"/> No	
(6) Agree to pay money or property to a government official? (Exception. Check "No" if the foundation agreed to make a grant to or to employ the official for a period after termination of government service, if terminating within 90 days.)	<input type="checkbox"/> Yes <input checked="" type="checkbox"/> No	
b If any answer is "Yes" to 1a(1)-(6), did any of the acts fail to qualify under the exceptions described in Regulations section 53.4941(d)-3 or in a current notice regarding disaster assistance? See instructions Organizations relying on a current notice regarding disaster assistance, check here		X
c Did the foundation engage in a prior year in any of the acts described in 1a, other than excepted acts, that were not corrected before the first day of the tax year beginning in 2017?		X
2 Taxes on failure to distribute income (section 4942) (does not apply for years the foundation was a private operating foundation defined in section 4942(j)(3) or 4942(j)(5)):		
a At the end of tax year 2017, did the foundation have any undistributed income (lines 6d and 6e, Part XIII) for tax year(s) beginning before 2017? If "Yes," list the years ► , , ,	<input type="checkbox"/> Yes <input checked="" type="checkbox"/> No	
b Are there any years listed in 2a for which the foundation is not applying the provisions of section 4942(a)(2) (relating to incorrect valuation of assets) to the year's undistributed income? (If applying section 4942(a)(2) to all years listed, answer "No" and attach statement - see instructions.)		
c If the provisions of section 4942(a)(2) are being applied to any of the years listed in 2a, list the years here. ► , , ,		
3a Did the foundation hold more than a 2% direct or indirect interest in any business enterprise at any time during the year?	<input checked="" type="checkbox"/> Yes <input type="checkbox"/> No	
b If "Yes," did it have excess business holdings in 2017 as a result of (1) any purchase by the foundation or disqualified persons after May 26, 1969; (2) the lapse of the 5-year period (or longer period approved by the Commissioner under section 4943(c)(7)) to dispose of holdings acquired by gift or bequest; or (3) the lapse of the 10-, 15-, or 20-year first phase holding period? (Use Schedule C, Form 4720, to determine if the foundation had excess business holdings in 2017.)		X
4a Did the foundation invest during the year any amount in a manner that would jeopardize its charitable purposes?		X
b Did the foundation make any investment in a prior year (but after December 31, 1969) that could jeopardize its charitable purpose that had not been removed from jeopardy before the first day of the tax year beginning in 2017?		X

Form **990-PF** (2017)

Part VII-B Statements Regarding Activities for Which Form 4720 May Be Required (continued)

	Yes	No
5a During the year, did the foundation pay or incur any amount to:		
(1) Carry on propaganda, or otherwise attempt to influence legislation (section 4945(e))?	<input type="checkbox"/> Yes	<input checked="" type="checkbox"/> No
(2) Influence the outcome of any specific public election (see section 4955); or to carry on, directly or indirectly, any voter registration drive?	<input type="checkbox"/> Yes	<input checked="" type="checkbox"/> No
(3) Provide a grant to an individual for travel, study, or other similar purposes?	<input type="checkbox"/> Yes	<input checked="" type="checkbox"/> No
(4) Provide a grant to an organization other than a charitable, etc., organization described in section 4945(d)(4)(A)? See instructions	<input checked="" type="checkbox"/> Yes	<input type="checkbox"/> No
(5) Provide for any purpose other than religious, charitable, scientific, literary, or educational purposes, or for the prevention of cruelty to children or animals?	<input type="checkbox"/> Yes	<input checked="" type="checkbox"/> No
b If any answer is "Yes" to 5a(1)-(5), did any of the transactions fail to qualify under the exceptions described in Regulations section 53.4945 or in a current notice regarding disaster assistance? See instructions.		
Organizations relying on a current notice regarding disaster assistance, check here	<input type="checkbox"/>	
c If the answer is "Yes" to question 5a(4), does the foundation claim exemption from the tax because it maintained expenditure responsibility for the grant?	<input checked="" type="checkbox"/> Yes	<input type="checkbox"/> No
If "Yes," attach the statement required by Regulations section 53.4945-5(d).		
6a Did the foundation, during the year, receive any funds, directly or indirectly, to pay premiums on a personal benefit contract?	<input type="checkbox"/> Yes	<input checked="" type="checkbox"/> No
b Did the foundation, during the year, pay premiums, directly or indirectly, on a personal benefit contract?		
If "Yes" to 6b, file Form 8870.		
7a At any time during the tax year, was the foundation a party to a prohibited tax shelter transaction?	<input type="checkbox"/> Yes	<input checked="" type="checkbox"/> No
b If "Yes," did the foundation receive any proceeds or have any net income attributable to the transaction?		

Part VIII Information About Officers, Directors, Trustees, Foundation Managers, Highly Paid Employees, and Contractors**1 List all officers, directors, trustees, foundation managers and their compensation. See instructions.**

(a) Name and address	(b) Title, and average hours per week devoted to position	(c) Compensation (if not paid, enter -0-)	(d) Contributions to employee benefit plans and deferred compensation	(e) Expense account, other allowances
ATCH 15		573,757.	57,375.	0.

2 Compensation of five highest-paid employees (other than those included on line 1 - see instructions). If none, enter "NONE."

(a) Name and address of each employee paid more than \$50,000	(b) Title, and average hours per week devoted to position	(c) Compensation	(d) Contributions to employee benefit plans and deferred compensation	(e) Expense account, other allowances
ATCH 16		58,667.	5,867.	0.

Total number of other employees paid over \$50,000. ☐

Form 990-PF (2017)

FRED M. and JESSIE A. KIRBY EPISCOPAL HOUSE, INC.
381 Sunset Road
Mountain Top, PA 18707
kirbyhse@gmail.com
570-474-5800

August 4, 2017

William H. Byrnes, Jr.
Vice President-Grants
F.M. Kirby Foundation, Inc.
17 DeHart Street
P.O. Box 151
Morristown, NJ 07963-0151

Dear Mr. Byrnes:

Please find attached the Report of Grantee form for your records. As reported, your initial grant of \$250,000.00 has been depleted.

I am excited about the restoration project and the work already accomplished. Each day presents a new challenge, but we are moving along at a steady pace. Finding subcontractors in our area is always an issue, but we have procured approximately 75% of the contracts. Of course, the earliest portion of the restoration project is set up/securing the job site and demolition. That portion is now nearly achieved. Preparation for the ADA lift, masonry and slate roof replacement are now in progress.

Thank you for your continued support of our organization. Should you have questions, please feel free to call.

Sincerely,



Claudia B. Sharp
Manager

Cc: Jessie K. Lee, President
Slater B. Kirby, Chair, Building and Grounds
Wade H.O. Kirby
Katharine C. Prentice

F.M. KIRBY FOUNDATION, INC.

REPORT OF GRANTEE

Please report on status of the grant as of the end of your annual accounting period by filing this form within 60 days of the end of your annual accounting period each year until the grant is expended and/or upon final expenditure of the grant.

Date of Report: August 3, 2017

1. Name and address of grantee organization: Fred M. and Jessie A. Kirby Episcopal House, Inc.
381 Sunset Road
Mountain Top, PA 18707
2. Date and amount of grant: December 8, 2016 in the amount of \$250,000.00
3. Purpose of grant: Restoration and system integration of Kirby Episcopal House
4. Detailed explanation of amount spent since last report, purpose for which spent and progress made toward achieving the purpose of the grant (attach extra sheets if required: (If more than one purpose, give amounts for each purpose.) \$51,000 was expended for architectural services, Mesick-Cohen-Wilson-Baker Architects. \$199,000 was expended for selective site demolition, historic light restoration, site mobilization, performance bond and project management costs.
5. Have you diverted any portion of the funds (or income therefrom) from the purpose of the grant?
No
6. Amount of grant still unexpended: \$0.00 - Grant is depleted.
7. Where is the amount unexpended being kept? N/A
- . By what date do you expect to complete the expenditure of this grant? N/A
1. Have there been any changes in the nature of your Federal tax exemption or your activities since this grant was applied for? (If so, please attach statement in detail.)

 x No change See attached

Name of reporting organization:

Signed by: Claudia B. Sharp

Type or print signer's name: Claudia B. Sharp

Official capacity of signer: Manager

Date: August 3, 2017

FRED M. and JESSIE A. KIRBY EPISCOPAL HOUSE, INC.
381 Sunset Road
Mountain Top, PA 18707
kirbyhse@gmail.com
570-474-5800

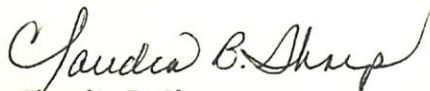
August 8, 2017

William H. Byrnes, Jr.
Vice President-Grants
F.M. Kirby Foundation, Inc.
17 DeHart Street
P.O. Box 151
Morristown, NJ 07963-0151

Dear Mr. Byrnes:

Please find attached the signed Agreement of Grantee delivered to me today. Thank you for the swift response from your foundation. The funds will be used for continued restoration at Graystone Terrace. Thanks, also, for the "luck" comment. A lot of prayer would be helpful, too.

Best regards,


Claudia B. Sharp
Manager

Enclosure

AGREEMENT OF GRANTEE

PRIVATE FOUNDATION NAME: F.M. KIRBY FOUNDATION, INC.

The 2016 conditional grant commitment for \$750,000 by the F.M. Kirby Foundation, Inc. (the "Foundation") to Fred M. & Jessie A. Kirby Episcopal House, Inc. ("Grantee") for the purpose of capital improvements is made subject to the following commitment by the Grantee:

- (1) To repay any portion of the amount granted which is not used for the purposes of the grant;
- (2) To submit full and complete annual reports on:
 - a) the matter in which the funds are spent and the progress made in accomplishing the purposes of the grant, or
 - b) if the grant is made for endowment, for the purchase of capital equipment, or for other capital purposes, on the use of the principal and income annually for three fiscal years;
- (3) To maintain records of receipts and expenditures and to make its books available to the Foundation at reasonable times; and
- (4) Not to use any of the funds (the grant or income from the grant):
 - a) to carry on propaganda or otherwise to attempt to influence legislation;
 - b) to influence the outcome of any specific public election, or to carry on, directly or indirectly, any voter registration drive;
 - c) to make any grant which does not comply with the requirements of the Internal Revenue Code (the "Code") for private foundation grants to individuals or organizations; or
 - d) to undertake any activity for any purpose other than a charitable purpose as defined in the Code.

The above requirements are agreed to and accepted this 8th day of

August, 2017.

Fred M. & Jessie A. Kirby Episcopal House, Inc.

By: Claudia B. Sharp

Title: Manager

FRED M. and JESSIE A. KIRBY EPISCOPAL HOUSE, INC.
381 Sunset Road
Mountain Top, PA 18707
kirbyhse@gmail.com
570-474-5800

February 6, 2018

William H. Byrnes, Jr.
Vice President – Grants
F.M. Kirby Foundation, Inc.
17 DeHart Street
P. O. Box 151
Morristown, NJ 07963-0151

Dear Mr. Byrnes:

Please find attached the Report of Grantee form for your records. Reconstruction, as opposed to demolition, is well underway.

We have expended all funds from the August 2017 grant. The balance was depleted by slate roof materials, floor tiles, rough carpentry, fire suppression, HVAC and project management costs.

Should you have questions, please feel free to call. I, again, thank you for your support of this necessary restoration project.

Sincerely,



Claudia B. Sharp
Manager

Cc: Mrs. Jessie K. Lee, President
Mr. Wade H. O. Kirby, Vice President
Mr. Slater B. Kirby, Chairman, Building and Grounds
Mr. Stephen B. Killian, Treasurer

F.M. KIRBY FOUNDATION, INC.

REPORT OF GRANTEE

Please report on status of the grant as of the end of your annual accounting period by filing this form within 60 days of the end of your annual accounting period each year until the grant is expended and/or upon final expenditure of the grant.

Date of Report: February 6, 2018

1. Name and address of grantee organization: Fred M. and Jessie A. Kirby Episcopal House, Inc.
381 Sunset Road
Mountain Top, PA 18707
2. Date and amount of grant: August 10, 2017 in the amount of \$750,000.00
3. Purpose of grant: Restoration and system integration of Kirby Episcopal House
4. Detailed explanation of amount spent since last report, purpose for which spent and progress made toward achieving the purpose of the grant (attach extra sheets if required: (If more than one purpose, give amounts for each purpose.)
\$378,491.46 was expended for slate roof materials, floor tiles, rough carpentry, fire suppression, HVAC and project management.
5. Have you diverted any portion of the funds (or income therefrom) from the purpose of the grant? No
6. Amount of grant still unexpended: \$0.00
7. Where is the amount unexpended being kept?
By what date do you expect the complete the expenditure of this grant?
1. Have there been any changes in the nature of your Federal tax exemption or your activities since this grant was applied for? (If so, please attach statement in detail.)

 x No change See attached

Name of reporting organization:

Signed by: Claudia Sharp

Type or print signer's name: Claudia Sharp

Official capacity of signer: Manager

Date: 02/06/2018

FRED M. and JESSIE A. KIRBY EPISCOPAL HOUSE, INC.
381 Sunset Road
Mountain Top, PA 18707
kirbyhse@gmail.com
570-474-5800

February 21, 2018

Mr. S. Dillard Kirby, President
F.M. Kirby Foundation, Inc.
17 DeHart Street
P. O. Box 151
Morristown, NJ 07963-0151

Dear Mr. Kirby:

On behalf of the Kirby House Board of Trustees, I would like to thank you for your recent grant of \$750,000 to be used toward our current restoration project. I understand this meets your commitment for 2018 with an additional \$250,000 grant to be distributed in 2019 for like use.

Thank you again for your support. Should you have questions, please feel free to call.

Sincerely,



Claudia B. Sharp
Manager

Cc: Mrs. Jessie K. Lee, President
Mr. Wade H. O. Kirby, Vice President
Mr. Slater B. Kirby, Chairman, Building and Grounds
Mr. Stephen B. Killian, Treasurer

Macculloch Hall Historical Museum
45 Macculloch Avenue, Morristown, NJ 07960 • (973) 538-2404 • maccullochhall.org

William Byrnes, Vice President Grants
F. M. Kirby Foundation, Inc.
17 DeHart Street
P.O. Box 151
Morristown, NJ 07963-0151

June 22, 2017

Dear Mr. Byrnes,

On behalf of the Board of Trustees and staff of Macculloch Hall Historical Museum, I write to thank the F. M. Kirby Foundation for its generous grant of \$27,500 in support of the Museum's FY18 general operating expenses. Enclosed please find the executed Agreement of Grantee.

The F. M. Kirby Foundation's continued support enables Macculloch Hall Historical Museum to develop an array of educational programming and cultural events that engage the more than 5,000 visitors who visit us annually, including the more than 300 children who will visit this summer to learn in our gardens. In addition, the F. M. Kirby Foundation's support permits our continued focus on curatorial research. Enclosed please find a copy of *The Supreme Court Historical Society Quarterly* featuring an article on the political cartoons of Thomas Nast (1840-1902) by F. M. Kirby Curator of Collections Ryan Hyman.

I hope you can visit this summer. I would be happy to walk you through the house and grounds to share our progress.

Warm regards,



Patricia C. Pongracz, Ph.D.
Executive Director

AGREEMENT OF GRANTEE


PRIVATE FOUNDATION NAME: F.M. KIRBY FOUNDATION, INC.

The 2017 grant for \$27,500 by the F.M. Kirby Foundation, Inc. (the "Foundation") to Macculloch Hall Historical Museum ("Grantee") for the purpose of general operating support is made subject to the following commitment by the Grantee:

- (1) To repay any portion of the amount granted which is not used for the purposes of the grant;
- (2) To submit full and complete annual reports on:
 - a) the matter in which the funds are spent and the progress made in accomplishing the purposes of the grant, or
 - b) if the grant is made for endowment, for the purchase of capital equipment, or for other capital purposes, on the use of the principal and income annually for three fiscal years;
- (3) To maintain records of receipts and expenditures and to make its books available to the Foundation at reasonable times; and
- (4) Not to use any of the funds (the grant or income from the grant):
 - a) to carry on propaganda or otherwise to attempt to influence legislation;
 - b) to influence the outcome of any specific public election, or to carry on, directly or indirectly, any voter registration drive;
 - c) to make any grant which does not comply with the requirements of the Internal Revenue Code (the "Code") for private foundation grants to individuals or organizations; or
 - d) to undertake any activity for any purpose other than a charitable purpose as defined in the Code.

The above requirements are agreed to and accepted this 22 day of
June, 2017.

Macculloch Hall Historical Museum

By: 
Executive Director
Title

MACCULLOCH HALL HISTORICAL MUSEUM

F. M. Kirby Foundation
17 DeHart Street
P.O. Box 151
Morristown, NJ 07963-0151

March 12, 2018

Dear Trustees of the F.M. Kirby Foundation,

Macculloch Hall Historical Museum (MHHM) is grateful for the F. M. Kirby Foundation's generous grant of \$27,500 in support of general operating expenses for Fiscal Year 2018. Enclosed please find MHHM's Report of Grantee and Supporting Documents illustrating how the Foundation's funding enabled MHHM to continue to engage 4,501 children and adults during 2017.

Highlights to date include: rehabilitating MHHM's east porch and yard, the entrance to the museum's dedicated classroom, to create and improve accessibility for all visitors; and outreach to more than 700 children through our newly developed *Growing Good Health* program supported, in part, by a grant from the Morristown Medical Center Atlantic Health System. In the spring we will hire a Spanish-English bilingual Environmental Educator to welcome and engage more people in the Morristown community. Our goal is to share MHHM's rich history, fine and decorative arts collections and gardens with as broad and diverse an audience as possible.

MHHM is a community museum. The house, site and collections offer every visitor ways to connect to art, the environment, history and beauty. MHHM's Board of Trustees, staff and I are grateful to the F. M. Kirby Foundation's continuous support. Please visit when you can. We would love to share the house, grounds and programming with you.

Warm regards,



Patricia C. Pongracz, Ph.D.
Executive Director

**F. M. KIRBY FOUNDATION, INC.
REPORT OF GRANTEE**

Please report on status of the grant as of the end of your annual accounting period by filing this report within 60 days of the end of your annual accounting period each year until the grant is expended and/or upon final expenditure of the grant.

Date of Report: March 12, 2018

Name and address of grantee organization:

**Macculloch Hall Historical Museum
45 Macculloch Avenue
Morristown, NJ 07960**

Date and amount of grant: July 1, 2017: \$27,500 (check dated June 30, 2017)

Purpose of grant: The F. M. Kirby Foundation provides general operating support which enables Macculloch Hall Historical Museum to fulfill its mission to provide educational and public programs, exhibits and outreach, and maintain its substantial collections, facilities and grounds according to professional standards.

Areas of Progress

Administration

During FY18 Macculloch Hall Historical Museum (MHHM) has continued to implement operational best practices, to engage and serve the community through new programing and to maintain fiscal discipline. The Museum maintained its visibility as a community museum for everyone serving 4,501 children and adults during 2017. The drop in engagement from 5,401 constituents in 2016 is directly attributable to the absence of a fall fundraiser (please see below under *Development*) and the cancellation due to weather of the *Spirit of the Jersey History Fair*. MHHM is confident that when these two events are added back into the schedule, the number will increase correspondingly.

For the third consecutive year MHHM adhered to a balanced budget and will again end the year on budget during the grant period. Continued careful financial management allowed the Museum to balance its budget and grow its initiatives. The Museum continued to refine its accounting practices to fully comply with professional standards. In so doing, MHHM realized that it more than met the public means test to qualify for Public Charity Status. Currently, MHHM is recognized as a 501(c) 3 Private Charity, which limits funding opportunities. In January 2018, MHHM applied to the IRS for a change of status to Public Charity. We are awaiting notification of the IRS's decision.

MHHM completed two significant capital improvements to the historic house in compliance with its preservation plan (completed in FY17, supported by the Morris County Historic Preservation Trust Fund). These improvements not only maintained the historic character of the house and site, they increased accessibility to the site.

The Museum continued to refine its exhibitions schedule and related educational and public programming; fostered member engagement; and increased programming with community partners. The status of the implementation of these priorities, partially undertaken during the grant period (July 2017-February 2018), are outlined below.

Operational Best Practices

MHHM's Board and Executive Director recognize that in order for the Museum to continue to fully engage and serve the community, the institution must comply with operational best practices to keep it fiscally sound and mission-focused. Under the guidance of MHHM's 15-member Board of Trustees, the Museum adhered to a board-approved, balanced budget. FY19's budget, in progress, is based on the average of the last three years' actual income and spending and supports MHHM's operational plan outlining the upcoming year's administrative, exhibition, collections, educational, cultural programming, garden, house preservation, and fundraising goals.

Over the course of the year, MHHM worked extensively with the accounting firm Nisivoccia LLP, MHHM continuing to refine its accounting practices to reflect accurately and in real time how museum spending directly supports programming. During FY18 all income and expenses were classed weekly according to the classes supporting Programs or Administration. Board and professional staff also signed board-approved "Conflict of Interest" statements at the Annual Meeting in May 2017. These statements will be re-signed annually at the May Annual Meeting. MHHM added two new trustees in January 2018: France Delle Donne and Robert Rose, Esq. (Enclosure 1).

Preservation Planning and Updates to the Physical Plant

In FY18 MHHM completed two significant capital improvements: the rehabilitation of the house's four chimneys, supported in part by a grant from the 1772 Foundation, and the rehabilitation and repair of the east porch, the entrance to the Museum's dedicated classroom. The east yard was also re-graded and historically sympathetic accessible pathways and ramps added.

Collections/Curatorial/Exhibitions

Exhibitions

During FY18 F. M. Kirby Curator of Collections, Ryan Hyman, and Dr. Patricia C. Pongracz, Executive Director, presented seven exhibitions: *From Homestead to Historic House: The Architectural History of Macculloch Hall* (May-August 2017); *Artist, Fireman, Music Maker: Portraits of Thomas Nast* (May-September 2017); *Presidential History: W. Parsons Todd Collects Washington, Lincoln and More!* (September 2017-January 2018); *Thomas Nast Draws President Andrew Johnson* (October-November 2017); *Down the Chimney: A Thomas Nast Christmas* (December 2017-January 2018); *Navigating New Jersey: Maps at Macculloch Hall* (February-June 2018); *A Most Remarkable Family: The Macculloch/Miller/Post Family, 1810-1950* (March-June 2018). These exhibitions demonstrated the ways in which Morristown residents have participated historically in the development of Morristown; how W. Parsons Todd's interest in American history informed his collection; how Thomas Nast (1840-1902) presented himself and a president; and the surprising ties one prominent Morristown family had with national figures (Enclosures 2-8).

During the grant period Mr. Hyman researched the following exhibitions: *From Flame to Filament: Historic Lighting at Macculloch Hall* (May-August) and *Bringing Down the Boss: Thomas Nast Takes on Tweed and Tammany Hall* (July-January 2019).

Professional Partnerships

With the continued objective of increasing MHHM's visibility and strengthening cultural offering in Morris County, MHHM staff partnered with colleagues at other local cultural institutions. In December, MHHM partnered with Acorn Hall, The Stickley Museum at Craftsman Farms, The Ford Mansion, The Museum of Early Trades and Crafts, The Schuyler-Hamilton House and the Morris County Tourism Bureau for Holly Walk. Also in December, MHHM and The Morristown and Morris Township Public Library partnered to present An Afternoon with Thomas Nast, a walking tour from the Library to MHHM celebrating Nast's contributions to Morristown's cultural history. MHHM also partnered with the Morristown National Historical Park for a one-day homeschool program offered once in the fall and winter. In addition, MHHM worked with Homeless Solutions Safe Haven Program and Allegro School Adult ETC Program in the Summer Garden Workshop. MHHM added a third partner to the Summer Garden Workshop: high school students from the Allegro School who worked in the garden through the fall.

Internships

During the summer of FY18 MHHM welcomed Madeline Carlson, a student from George Washington University, Washington, D.C. For eight weeks, under the direction of Mr. Hyman, Ms. Carlson assessed, cleaned and condition reported the 68 antique carpets in MHHM's collection. In December, MHHM began its High School Enrichment Program, which introduces area high school students to career opportunities in museums. Helena Lindner, a sophomore at Hunterdon Preparatory School, and Leana Santana, a senior at Morris County School of Technology, have been exploring object research and collections digitization respectively. Ms. Lindner has elected to volunteer in the program and Ms. Santana is participating for credit. Ms. Santana will work with MHHM for 120 hours in this guided learning opportunity to fulfill graduation requirements. MHHM plans to build participation the High School Enrichment Program during FY18 and FY19.

Collections Management

In addition to regular assessment and maintenance, during FY18 Dr. Pongracz and Mr. Hyman successfully oversaw the professional organization of the W. Parsons Todd Archive. From August through January, Anna Baccaglini, a paid junior colleague, cataloged, re-housed and created a finding aid for the personal papers and ephemera of MHHM's founder. Lighting was improved in the Upstairs Gallery and an upgraded electrical plan created.

Educational Program Development

MHHM's educational programming, developed according to New Jersey State Learning Standards, ties into the Museum's exhibition schedule, but is focused on the engagement of students, scouts, children and families with local, state and, by extension, national history. Of particular importance, GOS funding has helped make it possible for Cynthia Winslow, MHHM's part-time Curator of Education and Community Engagement, to continue to develop and broaden the reach of significant educational programs for students Pre-K through Grade 11 and continue to cultivate

partnerships with other local agencies. Since July 1, MHHM has engaged 2,993 constituents. Of them, 1,535 children and their caregivers have engaged with MHHM's educational programming through the following on- and off-site programs:

Childrens Exhibitions tied to and displayed as part of exhibitions in the School Room Gallery have continued to be an integral part of MHHM's exhibition schedule during FY18. *Build It!* (May-August 2017), part of *From Homestead to Historic Home: The Architectural History of Macculloch Hall*; *Eating and Living in the President's House* (September 2017-January 2018) part of *A Presidential Collection: W. Parsons Todd Collects Washington, Lincoln and More!*; and *Finding Your Way* (February-June 2018) as part of *Mapping New Jersey: Maps at Macculloch Hall*. Each exhibition has a hands-on learning (and fun!) component and includes an art activity presented on child-sized furniture. All groups coming to the Museum are encouraged to explore the exhibitions (Enclosures 9-13).

Growing in the Garden met twice a month year round and included a walk through the historic garden, a story, and an art project based on the program's theme.

A Home Away From Home, *Lessons from the Garden*, and *Through the Keyhole* will provide children in 1st through 3rd grades with an opportunity to visit the house and garden while learning about family and community in the nineteenth century during spring 2018.

Meeting Mr. Macculloch, MHHM's off-site classroom program, engaged elementary school students with historic letters and other primary sources. Students copied a letter written by Mr. Macculloch using a dipping pen and bottled ink. This program reached children in schools that no longer have a budget for fieldtrips. In January 2018, 10 presentations served 185 students and 17 teachers.

Family Programs for summer 2017 featured Saturday morning garden programs during which families made and tasted refrigerator pickles using cucumbers and dill from the Museum's kitchen garden. Families tended and harvested vegetables and herbs, learn about pollinators and other beneficial insects. In total, 101 participants engaged with MHHM's garden in 6 family programs. In conjunction with *From Homestead to Historic Home: The Architectural History of Macculloch Hall*, children were introduced to a variety of nineteenth-century architectural styles and building features through story times, family walking tours and hands-on architecture workshops. Part of the dedicated children's component of this fall exhibition was an illustrated walking guide to Morristown's Historic District identifying the various architectural styles of the historic homes.

Fall/Spring Homeschool series engaged homeschool families through a monthly, multi-part series from September through November in the fall and February through May in the spring. In conjunction with *A Presidential Collection: W. Parsons Todd Collects Washington, Lincoln and More!* a special one-day homeschool program was developed for October 2017 with the education staff at Morristown National Historical Park. In addition, homeschool families participated in programs relating to Thomas Nast's illustrations of past presidents including Ulysses S. Grant and Andrew Johnson. The spring 2018 Homeschool series, *Roads, Trails, Canals and Rails: New Jersey on the Move*, now in progress, will introduce families to various methods of moving people and products within the state, across the country and around the world. Special focus will be on George Macculloch's role in the creation of the Morris Canal (Enclosure 14).

Scout programs continued to be promoted through area councils including the Patriots' Path Council-Boy Scouts of America, Girl Scouts of Northern New Jersey Council and Girl Scouts Heart of New

Jersey Council. MHHM offered nine programs for Tiger Scouts to Boy Scouts, run by Ms. Winslow, an approved Merit Badge Counselor, signed Blue Cards for the scouts upon successful completion of the programs. For Girl Scouts, MHHM offered eight programs for Daisies through Cadettes including a new program, *Building with Style*, an architecture program for Brownies and Juniors scheduled for May and June 2018.

Dig it! Plant it! Eat it! MHHM's summer youth garden enrichment program concluded its second successful year. This program provided multiple visits to the gardens, Schoolroom Gallery exhibition and house while providing children access to green space and hands-on gardening and art making with a New Jersey teaching artist. Offered in partnership with the St. Peter's Episcopal Bilingual Vacation Bible School, Homeless Solutions Inc., and PRIDE, an affiliate of ECLC in Chatham, Children on the Green, the Banyan School, Neighborhood House and the Salvation Army Child Care Center, this program was offered free of charge. Of the 241 participants served: 54% were children ages 6 and under; 53% were from homes where English is the second language; 24% were children and young adults with learning challenges; and 18% were preteens and teenagers, a new age group for this program.

Growing Good Health, a new initiative introduced in November, was fully funded by Morristown Medical Center Atlantic Health System. *Growing Good Health* provides free on-site and off-site garden programs for preschool children to encourage healthy food habits and quality time spent outdoors. The off-site program, *Honeybees: Alive in the Hive*, is scheduled to reach 700 children from November 2017-June 2018. The on-site garden program in spring 2018 is scheduled to reach over 350 children and their teachers. Funding for *Growing Good Health* will also include two National Public Gardens Day events in May 2018 (Enclosures 15-17).

Community Events. MHHM participated in offsite community events including Wharton Canal Day in August, Morristown Community Family Day at Cauldwell Playground and The Festival on the Green in September, Morristown's Christmas on the Green in December, and will participate in the Spirit of the Jerseys State History Fair in May, creating thematically appropriate projects for each event.

In addition to learning opportunities for children and their caregivers, MHHM's professional staff engaged both local and widespread audiences through lectures, poetry readings, concerts and publications during the grant period (Enclosure 18). In September 2017 Ms. Winslow and per-diem educators for *Dig it! Plant it! Eat it!* shared their curriculum in a professional development workshop for 23 area teachers. Ms. Winslow also sits on the American Alliance of Museum's Education Committee where she is part of the committee judging the "Excellence in Programming" award. Dr. Pongracz presented her work on *Louis Comfort Tiffany's Designs for American Synagogues* to the New York Art Glass Forum, St. Michael's Church, NY, NY. In addition to offering public tours of exhibitions at MHHM in October and February, Mr. Hyman was interviewed by a film crew from Moscow, Russia about Thomas Nast's Christmas images in November; presented to a group at The Oaks Senior Living in Denville, NJ in December; was an invited guest to the Supreme Court in Washington, D.C., in December; was interviewed about Nast's Christmas work by PBS's *Drive By History* which will air on NJTV in December 2018; presented a lecture about W. Parsons Todd's presidential collection in partnership with the Morris County Tourism Bureau in January 2018; and presented *Thomas Nast's Historic Icons* to the Harding Senior Group, Harding, NJ in February 2018.

Gardens

In addition to developing programming to engage and welcome children as noted above, MHHM developed a guided volunteer opportunity for some of the most vulnerable adults in our community. During FY18 MHHM again welcomed residents from Homeless Solutions Safe Haven Program and added volunteers from the Allegro School Adult ETC Program to work in the gardens for 90 minutes, once a week for six weeks with Dr. Pongracz. In addition to helping maintain the vegetable garden used throughout the summer by children in *Dig it! Plant it! Eat it!*, volunteers harvested produce and delivered it to the Community Soup Kitchen, Church of the Redeemer, Morristown, NJ. MHHM also welcomed a group of dedicated high school volunteers from the Allegro School who watered and collected debris in the garden from July through November. We look forward to welcoming all of these volunteers back in summer 2018.

MHHM continues to be an active member of Garden State Gardens, a consortium of public gardens in New Jersey. In January, MHHM hosted the quarterly members meeting. Ms. Winslow is sharing with members the garden curriculum she has developed and implemented at MHHM. Sterling Horticultural Services of Chester, NJ, who has provided significant additional donated materials and labor over the past five seasons, again maintained MHHM's gardens during FY18. The Garden Club of Morristown will prune MHHM's roses during their annual cleanup on April 5 and 12, 2018. The gardens are open free to the public daily from 9:00 a.m. to 5:00 p.m.

Community Partners

As noted above, MHHM continued to enjoy active partnerships with area partners through its youth educational programming (Morristown and Morris Township Library; St. Peter's Episcopal Church's Bilingual Vacation Bible School, Homeless Solutions Family Services, ECLC's P.R.I.D.E. program, Children On the Green, and the Banyan School, the Salvation Army Child Care Center and Neighborhood House).

For our adult public, Holly Walk was offered in partnership with the Morris County Tourism Bureau and other historic sites in Morristown and Parsippany; An Afternoon With Thomas Nast in partnership with the Morristown and Morris Township Public Library; and MHHM's volunteer garden experience offered in partnership with Homeless Solutions Safe Haven program and the Allegro School Adult ETC program.

Most recently, MHHM agreed with the Town of Morristown to Adopt-a-Spot. Starting in March, 2018 MHHM will actively pick up litter in the pocket park at the intersection of Elm Street and Morris Ave. where the monument known as "the Hiker" stands as a memorial to the five Morristown residents killed in the Spanish American War (1898-1902). This memorial is particularly significant to MHHM since W. Parsons Todd, the museum founder, commissioned the monument. In addition, MHHM is fielding a team to participate in Morristown's Spring Clean Up Day on Saturday, April 21, 2018.

MHHM is dedicated to supporting other area non-profits working to make the greater Morristown area a culturally rich region accessible to everyone. During FY18 MHHM supported the Mayo Performing Arts Center's *Starlight Ball* and will support Grow It Green Morristown's *Diamonds for Kale* with silent auction items. We look forward to supporting more partners in FY19.

Development/Fundraising/Membership

MHHM has a dedicated and active Development Committee responsible for raising approximately \$60,000 annually. The Development Committee comprises Trustees and the Executive Director and produces operating income primarily through the annual fall fundraiser, Annual Giving campaign and an annual membership campaign. From July 1, 2017 to February 28, 2018 the Development Committee has raised \$44,184.16 through its Annual Giving, Membership, and annual fall fundraiser, this year a trustee “Give or Get” in lieu of an event. MHHM anticipates an additional \$9,000 in membership renewals and \$4,000 in “Give or Get” donations before the close of FY18 on June 30.

In addition to the generous support of the F. M. Kirby Foundation, in FY18 MHHM received general operating support from the W. Parsons Todd Foundation and the New Jersey Historical Commission; a project donation for “Growing Good Health” from Morristown Memorial Atlantic Health System; a project donation for summer 2018’s *Dig it! Plant it! Eat it!* from The Astle-Alpaugh Family Foundation; a grant from the Garden Club of Morristown to decorate the house for Holly Walk; and donations from private individuals.

Digital Initiatives and Marketing

Key to the Museum’s mission is engaging visitors both onsite and online with the history of the house, its residents and the vision of its founder, W. Parsons Todd (1877-1976). In addition to continuing to upgrade the Museum’s website, MHHM actively cultivated our social media platforms (Instagram, Facebook and Twitter feeds and Yelp and TripAdvisor profiles) allowing MHHM to connect with interested individuals, groups and area businesses.

MHHM staff actively promoted the Museum and its programs through electronic calendars (TapInto, Morristown Green, Morris County Tourism Bureau, Patch, NJ Family, NJ Kid’s Online, Mommy Poppins, Koddler, and Google Business page), in paid print publications (NJ Kid’s Guide, Urban Agenda Magazine, Discovery Map, and Morristown Partnership), through Constant Contact emails sent monthly and for special programs (2555 contacts) and via social media.

Members and interested museum constituents were also kept abreast of MHHM’s activities through regular mailings, including two print newsletters (Enclosures 19, 20). MHHM’s programs were well-represented in local and regional media, and attracted coverage in print and online including in New Jersey Monthly, The Daily Record, and The Newark Star Ledger, as well as numerous electronic media outlets. MHHM’s programming was also promoted by the Morris County Tourism Bureau and by the Morristown Partnership.

Conclusion

Macculloch Hall Historical Museum is grateful to the F. M. Kirby Foundation for its continued general operating support, which helps the Museum inspire visitors to experience American history where it happened in their community.

Since the \$27,500 grant was awarded by the F. M. Kirby Foundation, Macculloch Hall Historical Museum has spent \$3,438 each month for general operating expenses; the monthly amount of grant funds expended was calculated from July 1, 2017 through February 28, 2018.

Have you diverted any portion of the funds (or income therefrom) from the purpose of the grant?
No

Amount of grant still unexpended: \$0.00

Where is the amount unexpended being kept? N/A

By what date do you expect to complete the expenditure of this grant? N/A

Have there been any changes in the nature of your Federal tax exemption or your activities since this grant was applied for? (If so, please attach statement in detail.) ____ No change
X see attached: (Enclosure 21).

Name of reporting organization: Macculloch Hall Historical Museum

Signed by:  _____

Type or print signer's name: Patricia C. Pongracz, Ph.D. _____

Official capacity of signer: Executive Director _____

Date: March 12, 2018 _____

Part VIII Information About Officers, Directors, Trustees, Foundation Managers, Highly Paid Employees, and Contractors *(continued)***3** Five highest-paid independent contractors for professional services. See instructions. If none, enter "NONE."

(a) Name and address of each person paid more than \$50,000	(b) Type of service	(c) Compensation
NONE		

Total number of others receiving over \$50,000 for professional services ▶

Part IX-A Summary of Direct Charitable Activities

List the foundation's four largest direct charitable activities during the tax year. Include relevant statistical information such as the number of organizations and other beneficiaries served, conferences convened, research papers produced, etc.	Expenses
1 N/A	
2	
3	
4	

Part IX-B Summary of Program-Related Investments (see instructions)

Describe the two largest program-related investments made by the foundation during the tax year on lines 1 and 2.	Amount
1 NONE	
2	
All other program-related investments. See instructions.	
3 NONE	
Total. Add lines 1 through 3 ▶	

Form **990-PF** (2017)

Part X Minimum Investment Return (All domestic foundations must complete this part. Foreign foundations, see instructions.)

1	Fair market value of assets not used (or held for use) directly in carrying out charitable, etc., purposes:		
a	Average monthly fair market value of securities	1a	347,457,024.
b	Average of monthly cash balances	1b	15,507,209.
c	Fair market value of all other assets (see instructions).	1c	
d	Total (add lines 1a, b, and c)	1d	362,964,233.
e	Reduction claimed for blockage or other factors reported on lines 1a and 1c (attach detailed explanation) 1e		
2	Acquisition indebtedness applicable to line 1 assets	2	
3	Subtract line 2 from line 1d	3	362,964,233.
4	Cash deemed held for charitable activities. Enter 1 1/2 % of line 3 (for greater amount, see instructions).	4	5,444,463.
5	Net value of noncharitable-use assets. Subtract line 4 from line 3. Enter here and on Part V, line 4	5	357,519,770.
6	Minimum investment return. Enter 5% of line 5	6	17,875,989.

Part XI Distributable Amount (see instructions) (Section 4942(j)(3) and (j)(5) private operating foundations and certain foreign organizations, check here ☐ and do not complete this part.)

1	Minimum investment return from Part X, line 6	1	17,875,989.
2a	Tax on investment income for 2017 from Part VI, line 5 2a		515,143.
b	Income tax for 2017. (This does not include the tax from Part VI.) 2b		
c	Add lines 2a and 2b	2c	515,143.
3	Distributable amount before adjustments. Subtract line 2c from line 1	3	17,360,846.
4	Recoveries of amounts treated as qualifying distributions	4	
5	Add lines 3 and 4	5	17,360,846.
6	Deduction from distributable amount (see instructions).	6	
7	Distributable amount as adjusted. Subtract line 6 from line 5. Enter here and on Part XIII, line 1.	7	17,360,846.

Part XII Qualifying Distributions (see instructions)

1	Amounts paid (including administrative expenses) to accomplish charitable, etc., purposes:		
a	Expenses, contributions, gifts, etc. - total from Part I, column (d), line 26	1a	39,771,697.
b	Program-related investments - total from Part IX-B	1b	
2	Amounts paid to acquire assets used (or held for use) directly in carrying out charitable, etc., purposes	2	
3	Amounts set aside for specific charitable projects that satisfy the:		
a	Suitability test (prior IRS approval required)	3a	
b	Cash distribution test (attach the required schedule)	3b	
4	Qualifying distributions. Add lines 1a through 3b. Enter here and on Part V, line 8, and Part XIII, line 4	4	39,771,697.
5	Foundations that qualify under section 4940(e) for the reduced rate of tax on net investment income. Enter 1% of Part I, line 27b. See instructions	5	515,143.
6	Adjusted qualifying distributions. Subtract line 5 from line 4	6	39,256,554.

Note: The amount on line 6 will be used in Part V, column (b), in subsequent years when calculating whether the foundation qualifies for the section 4940(e) reduction of tax in those years.

Part XIII Undistributed Income (see instructions)

	(a) Corpus	(b) Years prior to 2016	(c) 2016	(d) 2017
1 Distributable amount for 2017 from Part XI, line 7				17,360,846.
2 Undistributed income, if any, as of the end of 2017:				
a Enter amount for 2016 only.				
b Total for prior years: 20 <u>15</u> , 20 <u>14</u> , 20 <u>13</u>				
3 Excess distributions carryover, if any, to 2017:				
a From 2012				
b From 2013				
c From 2014				
d From 2015				
e From 2016 22,933,212.				
f Total of lines 3a through e	22,933,212.			
4 Qualifying distributions for 2017 from Part XII, line 4: ► \$ <u>39,771,697.</u>				
a Applied to 2016, but not more than line 2a				
b Applied to undistributed income of prior years (Election required - see instructions).				
c Treated as distributions out of corpus (Election required - see instructions)				
d Applied to 2017 distributable amount.				17,360,846.
e Remaining amount distributed out of corpus.	22,410,851.			
5 Excess distributions carryover applied to 2017 (If an amount appears in column (d), the same amount must be shown in column (a).)				
6 Enter the net total of each column as indicated below:				
a Corpus. Add lines 3f, 4c, and 4e. Subtract line 5	45,344,063.			
b Prior years' undistributed income. Subtract line 4b from line 2b.				
c Enter the amount of prior years' undistributed income for which a notice of deficiency has been issued, or on which the section 4942(a) tax has been previously assessed				
d Subtract line 6c from line 6b. Taxable amount - see instructions				
e Undistributed income for 2016. Subtract line 4a from line 2a. Taxable amount - see instructions				
f Undistributed income for 2017. Subtract lines 4d and 5 from line 1. This amount must be distributed in 2018.				
7 Amounts treated as distributions out of corpus to satisfy requirements imposed by section 170(b)(1)(F) or 4942(g)(3) (Election may be required - see instructions)				
8 Excess distributions carryover from 2012 not applied on line 5 or line 7 (see instructions)				
9 Excess distributions carryover to 2018. Subtract lines 7 and 8 from line 6a	45,344,063.			
10 Analysis of line 9:				
a Excess from 2013				
b Excess from 2014				
c Excess from 2015				
d Excess from 2016 22,933,212.				
e Excess from 2017 22,410,851.				

Part XIV Private Operating Foundations (see instructions and Part VII-A, question 9)

NOT APPLICABLE

1 a If the foundation has received a ruling or determination letter that it is a private operating foundation, and the ruling is effective for 2017, enter the date of the ruling ▶

b Check box to indicate whether the foundation is a private operating foundation described in section ☐ 4942(j)(3) or ☐ 4942(j)(5)

	Tax year	Prior 3 years			(e) Total
	(a) 2017	(b) 2016	(c) 2015	(d) 2014	
2 a Enter the lesser of the adjusted net income from Part I or the minimum investment return from Part X for each year listed					
b 85% of line 2a					
c Qualifying distributions from Part XII, line 4 for each year listed					
d Amounts included in line 2c not used directly for active conduct of exempt activities					
e Qualifying distributions made directly for active conduct of exempt activities. Subtract line 2d from line 2c					
3 Complete 3a, b, or c for the alternative test relied upon:					
a "Assets" alternative test - enter:					
(1) Value of all assets					
(2) Value of assets qualifying under section 4942(j)(3)(B)(i)					
b "Endowment" alternative test - enter 2/3 of minimum investment return shown in Part X, line 6 for each year listed					
c "Support" alternative test - enter:					
(1) Total support other than gross investment income (interest, dividends, rents, payments on securities loans (section 512(a)(5)), or royalties)					
(2) Support from general public and 5 or more exempt organizations as provided in section 4942(j)(3)(B)(iii)					
(3) Largest amount of support from an exempt organization					
(4) Gross investment income					

Part XV Supplementary Information (Complete this part only if the foundation had \$5,000 or more in assets at any time during the year - see instructions.)**1 Information Regarding Foundation Managers:**

a List any managers of the foundation who have contributed more than 2% of the total contributions received by the foundation before the close of any tax year (but only if they have contributed more than \$5,000). (See section 507(d)(2).)

N/A

b List any managers of the foundation who own 10% or more of the stock of a corporation (or an equally large portion of the ownership of a partnership or other entity) of which the foundation has a 10% or greater interest.

N/A

2 Information Regarding Contribution, Grant, Gift, Loan, Scholarship, etc., Programs:

Check here ☐ if the foundation only makes contributions to preselected charitable organizations and does not accept unsolicited requests for funds. If the foundation makes gifts, grants, etc., to individuals or organizations under other conditions, complete items 2a, b, c, and d. See instructions.

a The name, address, and telephone number or email address of the person to whom applications should be addressed:

ATCH 17

b The form in which applications should be submitted and information and materials they should include:

ATCH 18

c Any submission deadlines:

ATCH 19

d Any restrictions or limitations on awards, such as by geographical areas, charitable fields, kinds of institutions, or other factors:

ATCH 20

Part XV Supplementary Information *(continued)***3 Grants and Contributions Paid During the Year or Approved for Future Payment**

Recipient Name and address (home or business)	If recipient is an individual, show any relationship to any foundation manager or substantial contributor	Foundation status of recipient	Purpose of grant or contribution	Amount
a Paid during the year SEE STATEMENT 22 VARIOUS MORRISTOWN, NJ 07963	NONE	PC	SEE STATEMENT 22	39,250,500.
Total			3a	39,250,500.
b Approved for future payment SEE STATEMENT 23 VARIOUS MORRISTOWN, NJ 07963	NONE	PC	SEE STATEMENT 23	54,340,000.
Total			3b	54,340,000.

Part XVI-A	Analysis of Income-Producing Activities
-------------------	--

Enter gross amounts unless otherwise indicated.

Enter gross amounts unless otherwise indicated.	Unrelated business income		Excluded by section 512, 513, or 514		(e) Related or exempt function income (See instructions.)
	(a) Business code	(b) Amount	(c) Exclusion code	(d) Amount	
1 Program service revenue:					
a _____					
b _____					
c _____					
d _____					
e _____					
f _____					
g Fees and contracts from government agencies					
2 Membership dues and assessments					
3 Interest on savings and temporary cash investments .					
4 Dividends and interest from securities			14	10,032,180.	
5 Net rental income or (loss) from real estate:					
a Debt-financed property					
b Not debt-financed property					
6 Net rental income or (loss) from personal property					
7 Other investment income					
8 Gain or (loss) from sales of assets other than inventory			18	42,223,750.	
9 Net income or (loss) from special events . . .					
10 Gross profit or (loss) from sales of inventory . .					
11 Other revenue: a _____					
b ATCH 21 _____				1,046,151.	
c _____					
d _____					
e _____					
12 Subtotal. Add columns (b), (d), and (e)				53,302,081.	
13 Total. Add line 12, columns (b), (d), and (e)				53,302,081.	

Part XVI-B Relationship of Activities to the Accomplishment of Exempt Purposes

[illegible]

FORM 990-PF - PART IV
CAPITAL GAINS AND LOSSES FOR TAX ON INVESTMENT INCOME

Kind of Property		Description				P or D	Date acquired	Date sold
Gross sale price less expenses of sale	Depreciation allowed/ allowable	Cost or other basis	FMV as of 12/31/69	Adj. basis as of 12/31/69	Excess of FMV over adj basis		Gain or (loss)	
		TOTAL SHORT-TERM COMMON TRUST FUND AND PARTNERSHIP, S CORPORATION, AND OTHER ESTATES OR TRUST GAIN OR LOSS					76,234.	
		TOTAL LONG-TERM COMMON TRUST FUND AND PARTNERSHIP, S CORPORATION, AND OTHER ESTATES OR TRUST GAIN OR LOSS					2,345,409.	
29479575.		3,254,182.519 SHS EATON VANCE INST'L SEN PROPERTY TYPE: SECURITIES 29355291.				P	VAR 124,284.	VAR
8,746,729.		130,587.000 SHS STATE STREET SPDR ENERGY PROPERTY TYPE: SECURITIES 9,999,941.				P	VAR -1253212.	VAR
30675960.		385,440.000 SHS VANGUARD SHORT-TERM BOND PROPERTY TYPE: SECURITIES 30750090.				P	VAR -74,130.	VAR
62000000.		61,993,800.620 SHS J.P. MORGAN PRIME MON PROPERTY TYPE: SECURITIES 62006199.				P	VAR -6,199.	VAR
157108224.		SEE ATTACHMENT A PROPERTY TYPE: SECURITIES 132560663.				P	VAR 24547561.	VAR
113935094.		SEE ATTACHMENT B PROPERTY TYPE: SECURITIES 108364717.				P	VAR 5,570,377.	VAR
37760467.		SEE ATTACHMENT C PROPERTY TYPE: SECURITIES 26867041.				P	VAR 10893426.	VAR
TOTAL GAIN(LOSS)							<u>42223750.</u>	

ATTACHMENT 1FORM 990PF, PART I - DIVIDENDS AND INTEREST FROM SECURITIES

<u>DESCRIPTION</u>	<u>REVENUE AND EXPENSES PER BOOKS</u>	<u>NET INVESTMENT INCOME</u>
DIVIDEND AND INTEREST INCOME	10,032,180.	10,032,180.
TOTAL	<u>10,032,180.</u>	<u>10,032,180.</u>

ATTACHMENT 2FORM 990PF, PART I - OTHER INCOME

<u>DESCRIPTION</u>	<u>REVENUE AND EXPENSES PER BOOKS</u>	<u>NET INVESTMENT INCOME</u>
INCOME FROM LIMITED PARTNERSHIPS	1,046,151.	1,046,151.
TOTALS	<u>1,046,151.</u>	<u>1,046,151.</u>

ATTACHMENT 3FORM 990PF, PART I - LEGAL FEES

<u>DESCRIPTION</u>	<u>REVENUE AND EXPENSES PER BOOKS</u>	<u>NET INVESTMENT INCOME</u>	<u>ADJUSTED NET INCOME</u>	<u>CHARITABLE PURPOSES</u>
LEGAL FEES	1,999.	1,000.		999.
TOTALS	<u>1,999.</u>	<u>1,000.</u>		<u>999.</u>

ATTACHMENT 4FORM 990PF, PART I - ACCOUNTING FEES

<u>DESCRIPTION</u>	<u>REVENUE AND EXPENSES PER BOOKS</u>	<u>NET INVESTMENT INCOME</u>	<u>ADJUSTED NET INCOME</u>	<u>CHARITABLE PURPOSES</u>
ACCOUNTING FEES	46,500.	23,250.		23,250.
TOTALS	<u>46,500.</u>	<u>23,250.</u>		<u>23,250.</u>

ATTACHMENT 5FORM 990PF, PART I - OTHER PROFESSIONAL FEES

<u>DESCRIPTION</u>	<u>REVENUE AND EXPENSES PER BOOKS</u>	<u>NET INVESTMENT INCOME</u>	<u>CHARITABLE PURPOSES</u>
INVESTMENT MANAGEMENT FEES	1,266,589.	1,266,589.	
CONSULTING FEES	4,800.	2,400.	2,400.
TOTALS	<u>1,271,389.</u>	<u>1,268,989.</u>	<u>2,400.</u>

ATTACHMENT 6FORM 990PF, PART I - TAXES

<u>DESCRIPTION</u>	<u>REVENUE AND EXPENSES PER BOOKS</u>	<u>NET INVESTMENT INCOME</u>	<u>CHARITABLE PURPOSES</u>
PAYROLL TAXES	48,597.	24,299.	24,298.
FEDERAL EXCISE TAXES	506,576.		
TOTALS	<u>555,173.</u>	<u>24,299.</u>	<u>24,298.</u>

ATTACHMENT 7FORM 990PF, PART I - OTHER EXPENSES

<u>DESCRIPTION</u>	REVENUE AND EXPENSES <u>PER BOOKS</u>	NET INVESTMENT <u>INCOME</u>	CHARITABLE <u>PURPOSES</u>
INSURANCE	13,763.	6,882.	6,881.
SOFTWARE MAINTENANCE & SUPPORT	43,597.	21,799.	21,798.
ONLINE SERVICES/INTERNET FEES	19,965.	9,983.	9,982.
REPAIRS & MAINTENANCE	5,450.	2,725.	2,725.
TELEPHONE	3,750.	1,875.	1,875.
OFFICE SUPPLIES	4,362.	2,181.	2,181.
SERVICE CONTRACTS	2,447.	1,224.	1,223.
POSTAGE	1,280.	640.	640.
COMPUTER SUPPLIES	553.	277.	276.
NJ FILING FEES	28.	24.	24.
403(B) ADMINISTRATION FEES	5,088.	2,544.	2,544.
BANK CHARGES	20.	10.	10.
PERSONNEL REPLACEMENT FEE	2,000.	1,000.	1,000.
TOTALS	<u>102,303.</u>	<u>51,164.</u>	<u>51,159.</u>

ATTACHMENT 8FORM 990PF, PART II - PREPAID EXPENSES AND DEFERRED CHARGES

<u>DESCRIPTION</u>	<u>BEGINNING BOOK VALUE</u>	<u>ENDING BOOK VALUE</u>	<u>ENDING FMV</u>
FEDERAL EXCISE TAX	41,576.		
TOTALS	<u>41,576.</u>		

ATTACHMENT 9FORM 990PF, PART II - CORPORATE STOCK

<u>DESCRIPTION</u>	<u>BEGINNING BOOK VALUE</u>	<u>ENDING BOOK VALUE</u>	<u>ENDING FMV</u>
EQUITY INVESTMENTS SEE STATEMENT 9A	273,594,254.	232,991,758.	272,784,896.
TOTALS	<u>273,594,254.</u>	<u>232,991,758.</u>	<u>272,784,896.</u>

STATEMENT 9A

F.M. Kirby Foundation
 PORTFOLIO APPRAISAL
 F.M. KIRBY FOUNDATION, INC.
 CONSOLIDATED INVESTMENT PORTFOLIO
 31-Dec-17

Quantity	Security	Unit Cost	Total Cost	Price	Market Value	Pct. Assets	Cur. Yield
-----	-----	-----	-----	-----	-----	-----	-----
CASH AND EQUIVALENTS							

	J.P. Morgan Money Market Fund / Income		\$ 1,392,193.45		\$ 1,392,193.45	0.4	0.4
	J.P. Morgan Money Market Fund / Principal		\$ 3,227,550.35		\$ 3,227,550.35	11.9	0.4
			-----	-----	-----		
			\$ 4,619,743.80		\$ 4,619,743.80	12.3	0.4
COMMON STOCK							

	11600 Adobe Systems Inc.	\$ 37.22	\$ 431,784.37	\$ 175.24	\$ 2,032,784.00	0.6	0
	1604 Alphabet Inc. - Class C	\$ 243.18	\$ 390,060.10	\$ 1,046.40	\$ 1,678,425.60	0.5	0
	20900 Amphenol Corp.	\$ 18.71	\$ 391,099.06	\$ 87.80	\$ 1,835,020.00	0.6	0.9
	10500 Automatic Data Processing, Inc.	\$ 41.73	\$ 438,122.11	\$ 117.19	\$ 1,230,495.00	0.4	2.2
	24100 Cerner Corp	\$ 53.73	\$ 1,294,844.37	\$ 67.39	\$ 1,624,099.00	0.5	0
	49200 Cisco Systems, Inc.	\$ 27.56	\$ 1,355,821.67	\$ 38.30	\$ 1,884,360.00	0.6	3
	26200 Cognizant Technology Solutions Corp.	\$ 61.74	\$ 1,617,635.76	\$ 71.02	\$ 1,860,724.00	0.6	0.8
	20800 Colgate-Palmolive Co.	\$ 43.59	\$ 906,715.13	\$ 75.45	\$ 1,569,360.00	0.5	2.1
	20700 EOG Resources Inc.	\$ 43.79	\$ 906,374.45	\$ 107.91	\$ 2,233,737.00	0.7	0.6
	10600 Edward Lifesciences Corp	\$ 110.51	\$ 1,171,414.12	\$ 112.71	\$ 1,194,726.00	0.4	0
	34600 Fastenal Co.	\$ 19.57	\$ 677,101.97	\$ 54.69	\$ 1,892,274.00	0.6	2.3
	16500 Gilead Sciences Inc.	\$ 101.19	\$ 1,669,615.96	\$ 71.64	\$ 1,182,060.00	0.4	2.9
	4889 Intuitive Surgical, Inc.	\$ 137.25	\$ 671,003.42	\$ 364.94	\$ 1,784,191.66	0.6	0
	11300 Johnson & Johnson	\$ 61.01	\$ 689,385.14	\$ 139.72	\$ 1,578,836.00	0.5	2.4
	12300 Mastercard Inc.	\$ 23.23	\$ 285,707.17	\$ 151.36	\$ 1,861,728.00	0.6	0.6
	24700 Microsoft Corporation	\$ 29.26	\$ 722,710.69	\$ 85.54	\$ 2,112,838.00	0.7	2
	27900 Nike Inc. Class B	\$ 13.91	\$ 388,007.38	\$ 62.55	\$ 1,745,145.00	0.5	1.2
	32400 Oracle Corporation	\$ 21.26	\$ 688,888.09	\$ 47.28	\$ 1,531,872.00	0.5	1.6
	12000 Praxair Inc.	\$ 108.60	\$ 1,303,258.71	\$ 154.68	\$ 1,856,160.00	0.6	2
	22400 Schlumberger Ltd.	\$ 85.53	\$ 1,915,782.68	\$ 67.39	\$ 1,509,536.00	0.5	3
	25800 Starbucks Corporation	\$ 52.57	\$ 1,356,308.78	\$ 57.43	\$ 1,481,694.00	0.5	2.1
	12600 Stryker Corporation	\$ 82.01	\$ 1,033,360.66	\$ 154.84	\$ 1,950,984.00	0.6	1.2
	21500 TJX Companies, Inc.	\$ 35.71	\$ 767,775.34	\$ 76.46	\$ 1,643,890.00	0.5	1.6
	16100 The Walt Disney Company	\$ 94.06	\$ 1,514,441.60	\$ 107.51	\$ 1,730,911.00	0.5	1.5
			-----	-----	-----		
			\$ 22,587,218.72		\$ 41,005,850.26	12.7	1.4
MUTUAL FUNDS							

	2179327.522 J.P. Morgan Global Allocation R6	\$ 16.06	\$ 35,000,000.00	\$ 18.68	\$ 40,709,838.11	12.6	0
	580633.763 J.P. Morgan Prime Money Mkt- Cap Fund	\$ 1.00	\$ 580,749.89	\$ 1.00	\$ 580,691.83	0.2	0
	792777.438 Vanguard Int-Term Investment Grade Fun	\$ 9.82	\$ 7,783,261.51	\$ 9.75	\$ 7,729,580.02	2.4	2.9
	958087.777 Vanguard International Value Fund	\$ 39.43	\$ 37,779,089.53	\$ 39.88	\$ 38,208,540.55	11.9	1.8
	1093587.359 Vanguard Short-Term Investment Grade F	\$ 10.68	\$ 11,677,632.34	\$ 10.63	\$ 11,624,833.63	3.6	2.1
	1804458.784 Vanguard Total Bond Market Index Fund	\$ 10.77	\$ 19,432,973.33	\$ 10.75	\$ 19,397,931.93	6	2.5
	156021.454 Vanguard Total Intl. Stock Index Fund	\$ 120.15	\$ 18,745,644.70	\$ 122.03	\$ 19,039,298.03	5.9	2.5
	288429.926 Vanguard Total Stock Market Index Fund	\$ 64.66	\$ 18,648,780.41	\$ 66.73	\$ 19,246,928.96	6	1.8
	492599.971 Vanguard Windsor Fund	\$ 79.14	\$ 38,985,810.72	\$ 78.98	\$ 38,905,545.71	12.1	1.9
			-----	-----	-----		
			\$ 188,633,942.43		\$ 195,443,188.76	60.7	1.6

ADR'S (TAIWAN)

41800 Taiwan Semiconductor Mfg Company (AD	\$	17.88	\$	747,277.36	\$	39.65	\$	1,657,370.00	0.5	2.3
			\$	747,277.36			\$	1,657,370.00	0.5	2.3

INT'L EQUITIES (AUSTRALIA)

14200 CSL Limited ORD	\$	33.18	\$	471,187.16	\$	110.52	\$	1,569,352.86	0.5	0
			\$	471,187.16			\$	1,569,352.86	0.5	0

INT'L EQUITIES (CANADA)

16300 Alimentation Couche ORD	\$	48.48	\$	790,255.39	\$	52.35	\$	853,279.86	0.3	0
			\$	790,255.39			\$	853,279.86	0.3	0

INT'L EQUITIES (SWITZERLAND)

17500 Nestle SA ORD	\$	38.56	\$	674,799.36	\$	85.99	\$	1,504,874.29	0.5	0
19000 Novartis AG ORD	\$	84.83	\$	1,611,702.49	\$	84.56	\$	1,606,567.47	0.5	0
6800 Roche Holdings AG ORD	\$	242.87	\$	1,651,521.53	\$	252.95	\$	1,720,061.57	0.5	0
			\$	3,938,023.38			\$	4,831,503.34	1.5	0

INT'L EQUITIES (EUROPE)

10300 Essilor International SA ORD	\$	61.83	\$	636,811.72	\$	138.03	\$	1,421,729.44	0.4	0
43400 Inditex ORD	\$	11.14	\$	483,677.91	\$	34.88	\$	1,513,672.31	0.5	0
15800 Kone OYJ-B ORD	\$	47.43	\$	749,436.44	\$	53.77	\$	849,594.97	0.3	0
5300 LVMH Moet-Hennessy ORD	\$	171.01	\$	906,355.10	\$	294.68	\$	1,561,784.77	0.5	0
7200 Loreal ORD	\$	96.12	\$	692,072.67	\$	222.09	\$	1,599,033.60	0.5	0
			\$	3,468,353.84			\$	6,945,815.09	2.2	0

INT'L EQUITIES (DENMARK)

30100 Novo Nordisk A/S-B ORD	\$	19.21	\$	578,180.25	\$	53.95	\$	1,623,838.78	0.5	0
			\$	578,180.25			\$	1,623,838.78	0.5	0

INT'L EQUITIES (GREAT BRITAIN)

76200 Compass Group ORD	\$	16.92	\$	1,289,147.04	\$	21.64	\$	1,649,272.56	0.5	0
15000 Reckitt Benckiser PLC ORD	\$	52.96	\$	794,361.40	\$	93.60	\$	1,403,951.38	0.4	0
			\$	2,083,508.44			\$	3,053,223.94	0.9	0

INT'L EQUITIES (HONG KONG)

268400 AIA Group LTD ORD	\$	4.31	\$	1,156,736.45	\$	8.53	\$	2,288,368.11	0.7	0
143000 China Mobile LTD ORD	\$	10.51	\$	1,502,429.17	\$	10.14	\$	1,449,701.30	0.5	0
1429000 Cnooc Ltd ORD	\$	1.20	\$	1,717,433.07	\$	1.44	\$	2,051,012.50	0.6	0
592142 Hong Kong & China Gas Ltd ORD	\$	0.98	\$	578,895.75	\$	1.96	\$	1,160,453.58	0.4	0
			\$	4,955,494.43			\$	6,949,535.49	2.2	0

INT'L EQUITIES (JAPAN)

27500 Denso Corporation ORD	\$	39.54	\$	1,087,401.87	\$	60.04	\$	1,650,976.48	0.5	0
9200 Fanuc Ltd ORD	\$	96.79	\$	890,454.21	\$	240.21	\$	2,209,960.05	0.7	0
4008 Keyence Corporation ORD	\$	86.37	\$	346,164.96	\$	560.32	\$	2,245,760.85	0.7	0
18200 Shin Etsu Chemical Co. ORD	\$	62.61	\$	1,139,468.66	\$	101.64	\$	1,849,889.04	0.6	0
			\$	3,463,489.71			\$	7,956,586.42	2.5	0

INT'L EQUITIES (SWEDEN)

43300 Hennes & Mauritz AB ORD	\$	29.44	\$	1,274,827.39	\$	20.68	\$	895,351.45	0.3	0
			\$	1,274,827.39			\$	895,351.45	0.3	0

LIMITED PARTNERSHIPS

1000.03 Blackstone GSO Private Investors Fund I	\$	3,481.01	\$	3,481,114.85	\$	2,212.05	\$	2,212,120.00	0.7	0
1000.012 Blackstone GSO Private Investors Fund II	\$	6,425.37	\$	6,425,442.99	\$	7,209.26	\$	7,209,345.00	2.2	0
			\$	9,906,557.84			\$	9,421,465.00	2.9	0

TOTAL PORTFOLIO

\$	247,518,060.14	\$	286,826,105.05	100	1.2
=====		=====	=====	=====	

PART II BALANCE SHEET

LINE 10B	\$	232,991,758.50		\$	272,784,896.25
LINE 13	\$	14,526,301.64	*	\$	14,041,208.80
	\$	247,518,060.14		\$	286,826,105.05

* Book Value of Investment In Partnership = 9,906,558
 ** FMV of Investment In Partnership = 9,421,465

ATTACHMENT 10FORM 990PF, PART II - OTHER INVESTMENTS

<u>DESCRIPTION</u>	<u>BEGINNING BOOK VALUE</u>	<u>ENDING BOOK VALUE</u>	<u>ENDING FMV</u>
MONEY MARKET FUNDS	5,093,771.	4,619,744.	4,619,744.
INVESTMENT IN LIMITED PTRSHP	19,455,898.	9,906,558.	9,421,465.
TOTALS	<u>24,549,669.</u>	<u>14,526,302.</u>	<u>14,041,209.</u>

ATTACHMENT 11FORM 990PF, PART II - OTHER ASSETS

<u>DESCRIPTION</u>	<u>BEGINNING BOOK VALUE</u>	<u>ENDING BOOK VALUE</u>	<u>ENDING FMV</u>
ACCRUED INVESTMENT INCOME	848,936.	577,635.	577,635.
ART & OTHER COLLECTIBLE ITEMS	20,705.	20,705.	20,705.
TOTALS	<u>869,641.</u>	<u>598,340.</u>	<u>598,340.</u>

ATTACHMENT 12FORM 990PF, PART II - OTHER LIABILITIES

<u>DESCRIPTION</u>	<u>BEGINNING BOOK VALUE</u>	<u>ENDING BOOK VALUE</u>
PROMISES TO GIVE	27,903,000.	55,090,000.
TOTALS	<u>27,903,000.</u>	<u>55,090,000.</u>

ATTACHMENT 13FORM 990PF, PART III - OTHER INCREASES IN NET WORTH OR FUND BALANCESDESCRIPTIONAMOUNT

LAZARD ESTIMATED GAIN PER BOOKS	65,448.
EATON BOOK GAIN IN EXCESS OF TAX GAIN	62,630.
TOTAL	<u>128,078.</u>

FORM 990PF, PART III
OTHER INCREASES IN NET WORTH OR FUND BALANCES
F.M. KIRBY FOUNDATION, INC.
FORM 01-01-17 THROUGH 12-31-17

NET INVESTMENT INCOME INCLUDES ALL ORDINARY INCOME
AND CAPITAL GAIN INCOME PER 2017 ANNUAL PFIC
STATEMENT RECEIVED IN APRIL OF 2018 FROM EATON
VANCE INSTITUTIONAL SENIOR LOAN FUND. THIS AMOUNT
IS NEEDED TO REPORT ADDITIONAL ORDINARY LOSS TO
BE INCLUDED FOR TAXABLE YEAR ENDED DECEMBER 31, 2017.

ATTACHMENT 14FORM 990PF, PART III - OTHER DECREASES IN NET WORTH OR FUND BALANCESDESCRIPTIONAMOUNT

EATON ESTIMATED LOSS PER BOOKS

366,164.

TOTAL

366,164.

FORM 990PF, PART VIII - LIST OF OFFICERS, DIRECTORS, AND TRUSTEESATTACHMENT 15

<u>NAME AND ADDRESS</u>	<u>TITLE AND AVERAGE HOURS PER WEEK DEVOTED TO POSITION</u>	<u>COMPENSATION</u>	<u>CONTRIBUTIONS TO EMPLOYEE BENEFIT PLANS</u>	<u>EXPENSE ACCT AND OTHER ALLOWANCES</u>
S. DILLARD KIRBY 17 DEHART STREET MORRISTOWN, NJ 07960	PRESIDENT 26.00	170,000.	17,000.	0.
WILLIAM H. BYRNES, JR. 17 DEHART STREET MORRISTOWN, NJ 07960	VICE PRESIDENT/GRANTS 35.00	169,645.	16,965.	0.
JEFFERSON W. KIRBY 604 VAN BEUREN ROAD MORRISTOWN, NJ 07960	VICE PRESIDENT 0.	0.	0.	0.
ALICE K. HORTON 4900 W. CORNWALLIS ROAD DURHAM, NC 27705	ASSISTANT SECRETARY 0.	0.	0.	0.
WALKER D. KIRBY LONG HILL ROAD NEW VERNON, NJ 07976	DIRECTOR 0.	0.	0.	0.
SANDRA BROWN SHERMAN C/O SHERMAN WELLS SYLVESTER & STAMELMAN LLP 210 PARK AVE, STE 200 FLORHAM PARK, NJ 07932	DIRECTOR 0.	0.	0.	0.

FORM 990PF, PART VIII - LIST OF OFFICERS, DIRECTORS, AND TRUSTEESATTACHMENT 15 (CONT'D)

<u>NAME AND ADDRESS</u>	<u>TITLE AND AVERAGE HOURS PER WEEK DEVOTED TO POSITION</u>	<u>COMPENSATION</u>	<u>CONTRIBUTIONS TO EMPLOYEE BENEFIT PLANS</u>	<u>EXPENSE ACCT AND OTHER ALLOWANCES</u>
WILSON M. COMPTON, M.D. M.P.E. NATIONAL INSTITUTE ON DRUG ABUSE 6001 EXECUTIVE BOULEVARD, MSC 9589 BETHESDA, MD 20892-9589	DIRECTOR 0.	0.	0.	0.
FRANK N. BARRA 17 DEHART STREET MORRISTOWN, NJ 07963-0151	TREASURER/SECRETARY 35.00	79,805.	7,980.	0.
JOANN F. TIEFAU 17 DEHART STREET MORRISTOWN, NJ 07963-0151	PROGRAM OFFICER 35.00	114,172.	11,417.	0.
WARD K. HORTON 2821 CONGRESS STREET FAIRFIELD, CT 06824	DIRECTOR 0.	0.	0.	0.
LEIGH C. KIRBY 1606 CRAIG STREET RALEIGH, NC 27608	DIRECTOR 0.	0.	0.	0.

FORM 990PF, PART VIII - LIST OF OFFICERS, DIRECTORS, AND TRUSTEESATTACHMENT 15 (CONT'D)

<u>NAME AND ADDRESS</u>	<u>TITLE AND AVERAGE HOURS PER WEEK DEVOTED TO POSITION</u>	<u>COMPENSATION</u>	<u>CONTRIBUTIONS TO EMPLOYEE BENEFIT PLANS</u>	<u>EXPENSE ACCT AND OTHER ALLOWANCES</u>
DIANA L. KOSTAS 17 DEHART STREET MORRISTOWN, NJ 07963-0151	TREASURER/SECRETARY 35.00	40,135.	4,013.	0.
	GRAND TOTALS	<u>573,757.</u>	<u>57,375.</u>	<u>0.</u>

990PF, PART VIII - COMPENSATION OF THE FIVE HIGHEST PAID EMPLOYEESATTACHMENT 16

<u>NAME AND ADDRESS</u>	<u>TITLE AND AVERAGE HOURS PER WEEK DEVOTED TO POSITION</u>	<u>COMPENSATION</u>	<u>CONTRIBUTIONS TO EMPLOYEE BENEFIT PLANS</u>	<u>EXPENSE ACCT AND OTHER ALLOWANCES</u>
LINDA M. D'ADDARIO 17 DEHART STREET MORRISTOWN, NJ 07960	EXECUTIVE ASSISTANT 23.00	58,667.	5,867.	0.
	TOTAL COMPENSATION	<u>58,667.</u>	<u>5,867.</u>	<u>0.</u>

ATTACHMENT 17

FORM 990PF, PART XV - NAME, ADDRESS AND PHONE FOR APPLICATIONS

WILLIAM H. BYRNES, JR., VP GRANTS
17 DEHART STREET, PO BOX 151
MORRISTOWN, NJ 07963-0151
973-538-4800

ATTACHMENT 18

990PF, PART XV - FORM AND CONTENTS OF SUBMITTED APPLICATIONS

WILLIAM H. BYRNES, JR., VP GRANTS

SOLICITATIONS MUST BE IN WRITING. SUGGESTED SOLICITATION GUIDELINES ARE AVAILABLE IN WRITING FROM THE FOUNDATION AND CAN BE FOUND ON THE INTERNET AT [HTTP://FMKIRBYFOUNDATION.ORG/APPLY](http://fmkirbyfoundation.org/apply). A VALID INTERNAL REVENUE SERVICE TAX-EXEMPTION LETTER MUST ACCOMPANY EACH SOLICITATION.

ATTACHMENT 19

990PF, PART XV - SUBMISSION DEADLINES

WILLIAM H. BYRNES, JR., VP GRANTS

SUBMISSION DEADLINE IS OCTOBER 31ST OF EACH YEAR. SOLICITATIONS
RECEIVED AFTER OCTOBER 31ST ARE HELD FOR CONSIDERATION IN THE
FOLLOWING YEAR.

ATTACHMENT 20

990PF, PART XV - RESTRICTIONS OR LIMITATIONS ON AWARDS

WILLIAM H. BYRNES, JR., VP GRANTS

NO GRANTS ARE MADE TO INDIVIDUALS. SUCCESSFUL APPLICANTS TEND TO BE LIMITED TO ORGANIZATIONS ALREADY WELL KNOWN TO ONE OR MORE OF OUR DIRECTORS.

FORM 990-PF, PART XVI-A - ANALYSIS OF OTHER REVENUEATTACHMENT 21

<u>DESCRIPTION</u>	<u>BUSINESS CODE</u>	<u>AMOUNT</u>	<u>EXCLUSION CODE</u>	<u>AMOUNT</u>	<u>RELATED OR EXEMPT FUNCTION INCOME</u>
INCOME FROM LIMITED PARTNERSHIPS	525990		14	1,046,151.	
TOTALS				<u>1,046,151.</u>	

F.M. KIRBY FOUNDATION, INC.

Cumulative List of Grants

January 1, 2017 through December 31, 2017

Organization Project Description	Grant Amount Paid
A.P. Kirby, Jr. Family Fund Mendham, NJ <i>For: A donor advised fund at the Community Foundation of New Jersey for the benefit of the A.P. Kirby, Jr. Family Fund-\$9,000,000 December 2016 and January 2017</i>	\$9,000,000
The Acorn Hill Fund New York, NY <i>For: A donor advised fund at the BNY Mellon Charitable Gift Fund for the benefit of The Acorn Hill Fund-\$9,000,000 December 2016 and January 2017</i>	\$9,000,000
The Adirondack Council, Inc. Elizabethtown, NY	\$50,000
Adirondack Experience (formerly known as The Adirondack Museum) Blue Mountain Lake, NY	\$20,000
Adirondack Land Trust, Inc. Keene Valley, NY	\$30,000
Alfre, Inc. Morristown, NJ	\$25,000
Alzheimer's Association/National Office Chicago, IL <i>For: Support for Early-Career Investigators through the International Research Grant Program</i>	\$150,000
American Ballet Theatre New York, NY	\$10,000
American Cancer Society, Inc./Eastern Division Cedar Knolls, NJ <i>For: Programs in the Northwest New Jersey Region-\$30,000; National Home Office-Extramural Research support in immunotherapy-\$220,000</i>	\$250,000
American Council of Trustees and Alumni Washington, DC	\$25,000

American Council on Science and Health New York, NY	\$30,000
American Diabetes Association Research Foundation, Inc. Alexandria, VA <i>Toward the final-year funding of Dr. Diana E. Stanescu's Junior Faculty Development Award to improve the function of stem cell-derived beta cells</i>	\$40,000
American Enterprise Institute for Public Policy Research Washington, DC <i>Toward the Human Dignity Project</i>	\$50,000
American Red Cross/National Headquarters Washington, DC <i>For: National Disaster Relief Fund</i>	\$250,000
American Red Cross/Northeastern Pennsylvania Community Chapter Wilkes-Barre, PA <i>Toward disaster relief operations in Luzerne County, specifically Wilkes-Barre and Wyoming Valley, PA</i>	\$30,000
American Red Cross/Northern New Jersey Region Summit, NJ <i>Toward disaster relief in Morris County, NJ-\$67,500; toward blood donor programs in Morris County, NJ- \$7,500</i>	\$75,000
America's Future Foundation Washington, DC	\$30,000
Ann K. Kirby Foundation Richmond, VA <i>For: The Community Foundation Serving Richmond and Central Virginia for the benefit of the Ann K. Kirby Foundation-\$9,000,000 December 2016 and January 2017</i>	\$9,000,000
Appalachian Trail Conservancy Harpers Ferry, WV	\$20,000
The ARC/Morris County Chapter, New Jersey, Inc. Morris Plains, NJ <i>For: Morris County Adaptive Recreational Program</i>	\$35,000
Atlantic Legal Foundation Harrison, NY	\$37,500
The Bald Head Island Conservancy, Inc. Bald Head Island, NC	\$50,000

Bill of Rights Institute Arlington, VA	\$25,000
Bipartisan Policy Center Washington, DC <i>Toward the Struggle of Ideas Task Force</i>	\$20,000
BluePath Service Dogs, Inc. Hopewell Junction, NY	\$7,500
Bob Woodruff Foundation New York, NY	\$15,000
Bonnie Brae Liberty Corner, NJ	\$15,000
Boy Scouts of America/Patriots' Path Council, Inc. Cedar Knolls, NJ <i>For: Morris County programs</i>	\$40,000
Cancer Hope Network, Inc. Chester, NJ	\$10,000
Cancer Research Institute, Inc. New York, NY <i>For: The Irvington Postdoctoral Fellowship Program</i>	\$75,000
Caring House, Inc. Durham, NC	\$15,000
Carolina Ballet, Inc. Raleigh, NC	\$15,000
Carolina Theatre of Durham, Inc. Durham, NC	\$30,000
Cary Institute of Ecosystem Studies, Inc. Millbrook, NY <i>For: Support to develop legislative and policy remedies to prevent future forest pest introduction in the U.S.</i>	\$25,000
Center for Child & Family Health Durham, NC <i>For: Healthy Futures Fund</i>	\$27,500
Center for Immigration Studies, Inc. Washington, DC	\$25,000

Center For Individual Rights Washington, DC	\$100,000
Center for Non-Profit Corporations, Inc. Mercerville, NJ	\$10,000
Central Park Conservancy New York, NY	\$20,000
Cheshire Home, Inc. Florham Park, NJ <i>Toward the renovation of the health care facility's main door entrance</i>	\$20,000
Children's Hospital Corporation Boston, MA <i>Toward the F.M. Kirby Neurobiology Center, specifically the Innovation and Education Fund</i>	\$175,000
Christopher and Dana Reeve Foundation Short Hills, NJ <i>For: Continued support of the work of Drs. Sam Pfaff and Chet Moritz through the International Research Consortium on Spinal Cord Injury</i>	\$150,000
Cold Spring Harbor Laboratory Cold Spring Harbor, NY <i>Toward the continued operation of the Preclinical Experimental Therapeutics (PET) facility</i>	\$100,000
Community Hope, Inc. Parsippany, NJ	\$45,000
Conservation Trust for North Carolina Raleigh, NC	\$25,000
Cornerstone Family Programs Morristown, NJ <i>Toward the Morristown Neighborhood House Preschool Program and After School Program for Kindergarten through 8th Grade-\$70,000</i>	\$150,000
Council of New Jersey Grantmakers, Inc. Trenton, NJ <i>Toward specific programs for family philanthropies-\$2,900</i>	\$25,000
Court Appointed Special Advocates of Morris & Sussex Counties, Inc. Morristown, NJ	\$30,000

Covenant House New Jersey, Inc. Newark, NJ <i>Toward the Crisis/Community Service Center in Newark</i>	\$40,000
Daytop Village of New Jersey, Inc. Mendham, NJ	\$30,000
Delaware and Lehigh National Heritage Corridor (formerly known as Hugh Moore Historical Park and Museums, Inc.) Easton, PA <i>For: Support of activities related to the operation of the National Canal Museum</i>	\$25,000
The Discovery Orchestra, Inc. Warren, NJ <i>In honor of Sandra Brown Sherman</i>	\$10,000
Dolgeville Fun & Fitness Dolgeville, NY <i>For: One-time support toward the creation and operation of the Dolgeville Fun & Fitness Area</i>	\$10,000
Drew University Madison, NJ <i>Toward Phase XII of the Campus Revitalization Project: Improvements behind the Ehinger Center</i>	\$75,000
Durham Academy, Inc. Durham, NC	\$20,000
Durham Symphony Incorporated Durham, NC <i>For: Young Artists Competition and concert-\$3,000; free classical concert with KidZnotes at Emily Krzyzewski Center-\$2,500; Hillsborough Pops Concert-\$6,500</i>	\$12,000
East Durham Children's Initiative (EDCI) Durham, NC <i>For: Support to engage 20 HillRAP students at Y.E. Elementary in the EDCI Parent Advocate program</i>	\$20,000
Eastern Environmental Law Center, Inc. Newark, NJ	\$10,000
Emily K Center, Inc. Durham, NC	\$30,000
Employment Horizons, Inc. Cedar Knolls, NJ	\$50,000

EngenderHealth, Inc. New York, NY	\$65,000
Eno River Association Durham, NC	\$15,000
Environmental Defense Fund, Inc. New York, NY <i>Toward science-based policy solutions to protect the Adirondacks from acid deposition</i>	\$90,000
Episcopal Preaching Foundation, Inc. Springfield, NJ	\$25,000
F.M. Kirby Center for the Performing Arts Wilkes-Barre, PA	\$140,000
Fairfield University Fairfield, CT <i>Toward the Adrienne Kirby Family Literacy Project</i>	\$10,000
The Federalist Society for Law & Public Policy Studies Washington, DC	\$25,000
Federation For American Immigration Reform Washington, DC <i>For: Research, analysis, and educational activities (non- lobbying) that provide statistical and practical impacts of legislative remedies</i>	\$65,000
First Night Morris, Inc. Morristown, NJ	\$10,000
The Foundation Center New York, NY	\$16,000
Foundation for Individual Rights in Education, Inc. Philadelphia, PA	\$75,000
Fred M. & Jessie A. Kirby Episcopal House, Inc. Wilkes-Barre, PA <i>Toward the Fred M. and Jessie A. Kirby Episcopal House restoration and systems integration</i>	\$750,000
The Frick Collection New York, NY	\$10,000
The Fund for American Studies Washington, DC	\$35,000

The Fuqua School of Business Durham, NC <i>To establish the Rex D. and Ellen Adams Loan Assistance Endowment-\$300,000 in 2016 and 2017, along with all funds in the Reserved for Future Decision Fund (approximately \$1.9 million); for the Annual Fund-\$30,000 in 2016 and 2017</i>	\$330,000
Garden State Initiative Morristown, NJ	\$20,000
Gilder Lehrman Institute of American History New York, NY <i>For: Teaching Literacy through History program in the Dover, Madison, and Morristown school districts during the 2017-2018 academic year</i>	\$40,000
Gill St. Bernard's School Gladstone, NJ <i>For: The Annual Fund</i>	\$25,000
Girl Scouts of Northern New Jersey, Inc. Riverdale, NJ <i>For: Morris Area programs</i>	\$40,000
Gladney Center for Adoption Fort Worth, TX	\$20,000
Good Grief, Inc. Morristown, NJ <i>For: Support of the Morristown location only</i>	\$22,500
Grace Episcopal Church Madison, NJ <i>For: Capital improvements</i>	\$25,000
Great Swamp Watershed Association New Vernon, NJ	\$20,000
The Greater Morristown YMCA, Inc. Cedar Knolls, NJ <i>For: Direct financial aid for Morris County residents only, through the Annual Support Campaign</i>	\$37,500
Greater Newark Conservancy, Inc. Newark, NJ <i>For: Community Greening Program-\$35,000; toward capacity building of the City Bloom Landscaping Initiative-\$15,000</i>	\$50,000

Greener New Jersey Productions, Inc. Stockton, NJ	\$15,000
Greens Farms Academy, Inc. Greens Farms, CT <i>Toward endowment support of Phase II of the Lead with Excellence capital campaign-\$50,000; for the Annual Giving Fund-\$20,000 in 2016 and 2017; \$70,000 pledged for like purposes 2018</i>	\$70,000
Greensboro Day School Greensboro, NC	\$20,000
Grow It Green Morristown, Inc. Morristown, NJ	\$10,000
The Growing Stage, The Children's Theatre of New Jersey Netcong, NJ	\$25,000
GuideStar USA, Inc. Williamsburg, VA	\$10,000
Guttmacher Institute, Inc. New York, NY	\$30,000
Habitat for Humanity Orange County, N.C., Inc. Chapel Hill, NC	\$50,000
Harding Land Trust, Inc. New Vernon, NJ	\$20,000
The Hill Center, Inc. Durham, NC	\$80,000
Historic Hillsborough Commission Hillsborough, NC	\$7,500
Homeless Solutions, Inc. Morristown, NJ	\$55,000
Hope House Dover, NJ <i>For: The Chore Program for Morris County residents only</i>	\$27,500

Hospital For Special Surgery New York, NY <i>For: Support of research directed toward better treatment and prevention of osteoarthritis</i>	\$80,000
Housing for New Hope, Inc. Durham, NC	\$25,000
Hudson Institute, Inc. Washington, DC <i>To support the Center for American Common Culture</i>	\$20,000
The Injured Marine Semper Fi Fund Oceanside, CA <i>Toward the Veterans to Veterans program in New Jersey and North Carolina-\$25,000</i>	\$35,000
Institute for American Values New York, NY <i>Toward the One America Initiative</i>	\$25,000
Institute for Humane Studies Arlington, VA	\$25,000
Institute For Justice Arlington, VA	\$40,000
Intercollegiate Studies Institute, Inc. Wilmington, DE	\$150,000
Interfaith Food Pantry, Inc. Morris Plains, NJ	\$25,000
JDRF International Newport, VA <i>Toward Beta Cell Restoration and Beta Cell Replacement research</i>	\$200,000
Jersey Battered Women's Service, Inc. Morristown, NJ	\$85,000
JerseyCAN Cranford, NJ	\$30,000
Lafayette College / Alumni Endowment Easton, PA <i>For: Alumni Association Endowment Fund</i>	\$25,000

Lafayette College / Alumni (Annual) Fund Easton, PA <i>For: Alumni Fund - Class of '68-\$7,500 in honor of William J. Raver; Class of '80-\$5,000; Class of '81-\$5,000; Class of '84-\$10,000; Class of '87-\$5,000; Class of '13-\$1,000</i>	\$33,500
Lafayette College / Athletics Merit Scholarships Easton, PA <i>For: Athletics Merit Scholarships</i>	\$50,000
Lafayette College / Bailey Endowment Easton, PA <i>For: Carolyn Huntington Bailey Health Center Endowment Fund</i>	\$10,000
Lafayette College / F.M. Kirby Foundation, Inc. Scholars Fund Easton, PA <i>For: The F.M. Kirby Foundation, Inc. Scholars Fund-toward the 2017 President's Challenge for Financial Aid</i>	\$50,000
Lafayette College / Kirby Athletics Enhancement Endowment Fund Easton, PA <i>For: Kirby Athletics Enhancement Endowment Fund</i>	\$150,000
Lafayette College / Kirby Athletics Enhancement Gift Funds Easton, PA <i>For: Kirby Athletics Enhancement Gift Fund</i>	\$225,000
Lafayette College / Maroon Club Easton, PA <i>For: Maroon Club-\$6,000; Friends of Lafayette Football Program-\$13,000; Maroon Club-Lacrosse Program-\$25,000 (Men's-\$10,000 and Women's-\$15,000); Maroon Club-Swimming Program-\$6,000</i>	\$50,000
The Land Conservancy of New Jersey Boonton, NJ	\$30,000
The Lawrenceville School Lawrenceville, NJ <i>For: The F.M. Kirby Math and Science Center Endowment Fund</i>	\$550,000
The Leader in Me Lehigh Valley Allentown, PA <i>Toward The Leader in Me Program in Forks Elementary and Palmer Elementary Schools in Easton, PA</i>	\$15,000

The Leukemia & Lymphoma Society, Inc./New Jersey Chapter Cranford, NJ <i>For: Ongoing Acute Myeloid Leukemia research within the Beat AML Initiative</i>	\$125,000
Lincoln Center Theater New York, NY	\$15,000
Literacy Volunteers of Morris County, Inc. Morristown, NJ	\$17,500
Little Theatre of Wilkes-Barre Wilkes-Barre, PA <i>For: One-time support toward a challenge grant to renovate the Little Theatre Building</i>	\$20,000
Macculloch Hall Historical Museum Morristown, NJ	\$27,500
Madison Area YMCA Madison, NJ <i>Toward the F.M. Kirby Children's Center Annual Scholarship Fund-\$85,000; toward the Our Community Our Future campaign-\$140,000; \$135,000 pledged in 2018 and 2019 toward the campaign along with all funds in the Reserved for Future Decision account</i>	\$225,000
Madison Jr. Football, Inc. Madison, NJ <i>Toward the helmet acquisition program-\$5,000 each for the 6th grade and 7th grade participants</i>	\$10,000
Manhattan Institute for Policy Research, Inc. New York, NY	\$75,000
Market Street Mission, Inc. Morristown, NJ <i>For: Support of the Morristown operation only</i>	\$40,000
Mayo Performing Arts Center Morristown, NJ	\$100,000
Mental Health Association of Essex and Morris, Inc. Mountain Lakes, NJ <i>For: Morris County programs and services</i>	\$25,000
The Metropolitan Museum of Art New York, NY	\$10,000
Morris Arts Morristown, NJ	\$45,000

Morris County Organization for Hispanic Affairs Dover, NJ <i>For: The Center for Citizenship and Legal Immigration</i>	\$20,000
Morris County Prevention Is Key, Inc. Rockaway, NJ <i>For: Morris County Programs</i>	\$20,000
Morris Habitat for Humanity, Inc. Randolph, NJ <i>For: Projects in Morris County only</i>	\$40,000
The Morris Museum, Inc. Morristown, NJ	\$40,000
Mount Vernon Ladies' Association of the Union Mt. Vernon, VA <i>Toward the acquisition of the Washington to the Marquis de Chastellux letter of May 10, 1783 highlighting philanthropy and benevolence</i>	\$39,000
Mountaintop Hose Company No. 1 Mountaintop, PA <i>Toward the purchase of a Utility Task Vehicle (UTV) and trailer</i>	\$6,000
Moving Picture Institute New York, NY	\$25,000
National Constitution Center Philadelphia, PA <i>Toward support of the Freedom Rising program</i>	\$67,500
National Council For Adoption Alexandria, VA	\$45,000
National Fatherhood Initiative Germantown, MD	\$20,000
The National Football Foundation and College Hall of Fame, Inc. Irving, TX	\$85,000
National Right To Work Legal Defense Foundation, Inc. Springfield, VA <i>For: Continued efforts to thwart union compulsory political activities</i>	\$75,000

The Nature Conservancy in New Jersey Chester, NJ <i>Toward support for a stewardship endowment for acquired land in northwestern New Jersey-\$25,000</i>	\$115,000
The Nature Conservancy/Adirondack Chapter Keene Valley, NY <i>For: Support of the Adirondack Chapter's ongoing activities and programs</i>	\$30,000
Network for Teaching Entrepreneurship New York, NY <i>Toward domestic programs</i>	\$75,000
New Jersey AIDS Services, Inc. Morristown, NJ	\$15,000
New Jersey Audubon Society Bernardsville, NJ	\$40,000
New Jersey Conservation Foundation Far Hills, NJ	\$115,000
New Jersey Performing Arts Center Corporation Newark, NJ	\$20,000
New Jersey Theatre Alliance Morristown, NJ	\$20,000
New Vernon Volunteer Fire Department Fund New Vernon, NJ <i>For: First Aid Squad-\$3,500</i>	\$7,500
Newark Academy Livingston, NJ <i>Toward the Petrello Matching Gift Challenge; specific allocation of funds is Reserved for Future Decision</i>	\$75,000
The Newark Museum Association Newark, NJ	\$50,000
Newark Public Radio, Inc./WBGO Newark, NJ	\$5,000
NewBridge Services, Inc. Pequannock, NJ	\$25,000
North Carolina Arts in Action, Inc. Durham, NC	\$12,500

North Carolina Coastal Land Trust Wilmington, NC	\$45,000
North Carolina Public Radio - WUNC Chapel Hill, NC	\$25,000
North Carolina State University Foundation, Inc./NCSU Libraries Raleigh, NC	\$25,000
Orange Congregations in Mission Hillsborough, NC	\$35,000
Overlook Foundation Summit, NJ <i>For: Support of the Neuroscience Institute at Overlook Medical Center</i>	\$40,000
P.G. Chambers School, Inc. Cedar Knolls, NJ <i>For: Early Intervention Program</i>	\$70,000
Paper Mill Playhouse Millburn, NJ	\$70,000
The Peck School Morristown, NJ <i>For: The Annual Giving Fund</i>	\$20,000
The Philanthropy Roundtable Washington, DC <i>For: General operating support, other than lobbying, for The Alliance for Charitable Reform-\$10,000; for the Veterans Initiative-\$10,000; for the Culture of Freedom Project-\$25,000</i>	\$50,000
Phillips Exeter Academy Exeter, NH <i>Toward The Exeter Fund in honor of Dr. Wilson M. Compton, Class of '77</i>	\$10,000
Plaid House, Inc. Morristown, NJ <i>In honor of Audrey F. VonPoelnitz, MD-\$5,000</i>	\$30,000
Planned Parenthood Federation of America, Inc. New York, NY <i>For: The Health Care Division - Clinical Operations (formerly known as Affiliate Services Division)</i>	\$90,000

Planned Parenthood Keystone Trexlerstown, PA <i>For: General operating support, particularly Luzerne and Northampton Counties</i>	\$35,000
Planned Parenthood of Northern, Central, and Southern New Jersey, Inc. Morristown, NJ <i>For: General operating support in Morris County only</i>	\$100,000
Planned Parenthood South Atlantic Raleigh, NC <i>Toward education programs and support services in Durham and Orange counties</i>	\$40,000
Pre-K Our Way Florham Park, NJ <i>Toward the 2017 Community Communication project</i>	\$20,000
Preschool Advantage, Inc. Morristown, NJ <i>Toward preschool scholarship assistance for Morris County residents-\$20,000; toward capacity building- \$5,000</i>	\$25,000
Protect the Adirondacks, Inc. Lake George, NY <i>For: Continued support of the Adirondack Park water quality regional assessment-\$15,000</i>	\$25,000
Public Media NJ, Inc. Englewood, NJ	\$20,000
Reach Out and Read New Jersey Basking Ridge, NJ	\$20,000
Re-Creation USA, Inc. Port Trevorton, PA	\$20,000
Regional Plan Association, Inc. Princeton, NJ <i>For: New Jersey programs</i>	\$20,000
Rising Tide Capital, Inc. Jersey City, NJ	\$20,000
The Rockefeller University New York, NY <i>Toward the purchase of a VisiTech (VT) i-SIM (instant structured illumination microscope)</i>	\$125,000

Roundabout Theatre Company, Inc. New York, NY	\$25,000
Rowan University Foundation Glassboro, NJ <i>Toward the NJ Municipal Asset Profiler (NJMAP) project</i>	\$20,000
Rutgers University Foundation/Rutgers Cancer Institute of New Jersey New Brunswick, NJ <i>Toward the Translational Cancer Research Fellowship program</i>	\$100,000
Salisbury Historical Society Salisbury Center, NY <i>Toward the replacement of the roof at the rear of the 1805 Frisbie House</i>	\$4,000
The Salvation Army/Morristown Area Services Morristown, NJ <i>For: Emergency Assistance for Morris County residents-\$7,500</i>	\$42,500
The Sarah P. Duke Gardens Durham, NC <i>Toward the expansion of the Doris Duke Center at Sarah P. Duke Gardens, specifically Kirby-Horton Hall additions and renovations-\$334,000 in 2015, \$333,000 in 2016 and 2017</i>	\$333,000
Scheie Eye Institute Philadelphia, PA <i>For: Capital equipment for the F.M. Kirby Center for Molecular Ophthalmology-\$100,000 in 2016 and 2017</i>	\$100,000
The Seeing Eye, Inc. Morristown, NJ	\$75,000
Sexuality Information and Education Council of the United States, Inc. Washington, DC <i>For: Sexual and reproductive health education programs</i>	\$37,500
The Shakespeare Theatre of New Jersey, Inc. Florham Park, NJ	\$115,000
Southern Environmental Law Center Chapel Hill, NC <i>For: Continued efforts in North Carolina</i>	\$30,000

St. Peter's Episcopal Church Morristown, NJ <i>For: One-time support for the Rector's discretionary fund-\$5,000</i>	\$40,000
St. Stephen's Episcopal Church/Durham Durham, NC <i>In support of the field education program for seminarians</i>	\$18,000
State Theatre Center for the Arts, Inc. Easton, PA	\$85,000
Stratford Volunteer Fire Company, Inc. Stratford, NY <i>Toward the purchase of equipment</i>	\$5,000
Student U Durham, NC	\$40,000
Summit Speech School New Providence, NJ	\$65,000
Talent Market Mount Pleasant, SC	\$10,000
Teach For America, Inc. Newark, NJ <i>For: Greater Newark-\$40,000; Eastern North Carolina-\$30,000</i>	\$70,000
TeenPride, Inc. Morristown, NJ	\$20,000
Township of Harding New Vernon, NJ <i>Toward renovations to the Marian S. and Allan P. Kirby Municipal building</i>	\$25,000
Triangle Land Conservancy, Inc. Durham, NC	\$40,000
Trout Unlimited, Inc. Arlington, VA <i>Toward the Upper Delaware Watershed Home Rivers Initiative in New Jersey-\$20,000</i>	\$27,500
The Trust for Public Land Morristown, NJ <i>For: New Jersey programs only</i>	\$115,000

United Way of Northern New Jersey Morristown, NJ <i>For: General allocation to partner agencies in Morris County only</i>	\$225,000
United Way of the Greater Triangle, Inc. Morrisville, NC <i>For: Orange and Durham Counties collaborative partnership support-\$160,000; for Orange and Durham Counties Basic Needs support-\$40,000</i>	\$200,000
United Way of Wyoming Valley Wilkes-Barre, PA <i>For: Annual allocations to community-based social service agencies and programs</i>	\$90,000
University of North Carolina at Chapel Hill/PlayMakers Repertory Company Chapel Hill, NC <i>For: Playmakers Repertory Company - toward education and outreach programs</i>	\$10,000
The University of North Carolina Center for Public Television Research Triangle Park, NC <i>For: Outreach efforts</i>	\$17,500
USA Swimming Foundation Colorado Springs, CO	\$10,000
The Violet Festival Dolgeville, NY <i>For: The Violet Festival in Dolgeville, NY</i>	\$4,000
Wake Forest University Winston-Salem, NC <i>For: The Wake Forest Fund</i>	\$25,000
Writers Theatre of NJ (formerly known as Playwrights Theatre of New Jersey) Madison, NJ	\$20,000
Wyoming Seminary Kingston, PA <i>Toward the Allan P. and Marian Sutherland Kirby Center for Creative Arts Endowment Fund</i>	\$100,000
Yale University/School of Medicine New Haven, CT <i>Toward operational costs of the CNNR Imaging Facility</i>	\$140,000
Young America's Foundation Reston, VA	\$75,000

Zeta Psi Educational Foundation	\$25,000
Pearl River, NY	
<i>For: The Kirby Presidents Leadership Conference at Lafayette College held in January, 2017</i>	

Zufall Health Center, Inc.	\$20,000
Dover, NJ	
<i>For: The Morristown Health Clinic</i>	

Grand Total	<u>\$39,250,500</u>
--------------------	---------------------

F.M. KIRBY FOUNDATION, INC.

Outstanding Pledges

As of December 31, 2017

Organization Project Description	Due Date	Payment Amount
<u>January, 2018</u>		
A.P. Kirby, Jr. Family Fund <i>For: A donor advised fund at the Community Foundation of New Jersey for the benefit of the A.P. Kirby, Jr. Family Fund</i>	1/4/2018	\$18,000,000
The Acorn Hill Fund <i>For: A donor advised fund at the BNY Mellon Charitable Gift Fund for the benefit of The Acorn Hill Fund</i>	1/4/2018	\$18,000,000
Ann K. Kirby Foundation <i>For: The Community Foundation Serving Richmond and Central Virginia for the benefit of the Ann K. Kirby Foundation</i>	1/4/2018	\$18,000,000
Total for January, 2018		<hr/> \$54,000,000
<u>December, 2018</u>		
Greens Farms Academy, Inc. <i>Toward endowment support of Phase II of the Lead with Excellence capital campaign-\$50,000; for the Annual Giving Fund-\$20,000 in 2016 and 2017; \$70,000 pledged for like purposes 2018</i>	12/7/2018	\$70,000
Madison Area YMCA <i>Toward the Our Community Our Future campaign- \$140,000 in 2017; \$135,000 pledged in 2018 and 2019 toward the campaign along with all funds in the Reserved for Future Decision account</i>	12/7/2018	\$135,000
Total for December, 2018		<hr/> \$205,000
<u>December, 2019</u>		
Madison Area YMCA <i>Toward the Our Community Our Future campaign- \$140,000 in 2017; \$135,000 pledged in 2018 and 2019 toward the campaign along with all funds in the Reserved for Future Decision account</i>	12/9/2019	\$135,000
Total for December, 2019		<hr/> \$135,000
Grand Total		<hr/> \$54,340,000 <hr/>

**SCHEDULE D
(Form 1041)**

Department of the Treasury
Internal Revenue Service

Capital Gains and Losses

- ▶ Attach to Form 1041, Form 5227, or Form 990-T.
▶ Use Form 8949 to list your transactions for lines 1b, 2, 3, 8b, 9 and 10.
▶ Go to www.irs.gov/F1041 for instructions and the latest information.

OMB No. 1545-0092

2017

Name of estate or trust

F.M. KIRBY FOUNDATION, INC.

Employer identification number

51-6017929

Note: Form 5227 filers need to complete **only** Parts I and II.

Part I Short-Term Capital Gains and Losses - Assets Held One Year or Less

See instructions for how to figure the amounts to enter on the lines below.

This form may be easier to complete if you round off cents to whole dollars.

	(d) Proceeds (sales price)	(e) Cost (or other basis)	(g) Adjustments to gain or loss from Form(s) 8949, Part I, line 2, column (g)	(h) Gain or (loss) Subtract column (e) from column (d) and combine the result with column (g)
1a Totals for all short-term transactions reported on Form 1099-B for which basis was reported to the IRS and for which you have no adjustments (see instructions). However, if you choose to report all these transactions on Form 8949, leave this line blank and go to line 1b.				
1b Totals for all transactions reported on Form(s) 8949 with Box A checked				
2 Totals for all transactions reported on Form(s) 8949 with Box B checked				
3 Totals for all transactions reported on Form(s) 8949 with Box C checked				
4 Short-term capital gain or (loss) from Forms 4684, 6252, 6781, and 8824				4
5 Net short-term gain or (loss) from partnerships, S corporations, and other estates or trusts				5 76,234.
6 Short-term capital loss carryover. Enter the amount, if any, from line 9 of the 2016 Capital Loss Carryover Worksheet.				6 ()
7 Net short-term capital gain or (loss). Combine lines 1a through 6 in column (h). Enter here and on line 17, column (3) on the back ▶				7 76,234.

Part II Long-Term Capital Gains and Losses - Assets Held More Than One Year

See instructions for how to figure the amounts to enter on the lines below.

This form may be easier to complete if you round off cents to whole dollars.

	(d) Proceeds (sales price)	(e) Cost (or other basis)	(g) Adjustments to gain or loss from Form(s) 8949, Part II, line 2, column (g)	(h) Gain or (loss) Subtract column (e) from column (d) and combine the result with column (g)
8a Totals for all long-term transactions reported on Form 1099-B for which basis was reported to the IRS and for which you have no adjustments (see instructions). However, if you choose to report all these transactions on Form 8949, leave this line blank and go to line 8b.				
8b Totals for all transactions reported on Form(s) 8949 with Box D checked				
9 Totals for all transactions reported on Form(s) 8949 with Box E checked				
10 Totals for all transactions reported on Form(s) 8949 with Box F checked	439,706,049.	399,903,942.		39,802,107.
11 Long-term capital gain or (loss) from Forms 2439, 4684, 6252, 6781, and 8824				11
12 Net long-term gain or (loss) from partnerships, S corporations, and other estates or trusts.				12 2,345,409.
13 Capital gain distributions.				13
14 Gain from Form 4797, Part I.				14
15 Long-term capital loss carryover. Enter the amount, if any, from line 14 of the 2016 Capital Loss Carryover Worksheet				15 ()
16 Net long-term capital gain or (loss). Combine lines 8a through 15 in column (h). Enter here and on line 18a, column (3) on the back ▶				16 42,147,516.

For Paperwork Reduction Act Notice, see the Instructions for Form 1041.

Schedule D (Form 1041) 2017

Part III Summary of Parts I and II**Caution:** Read the instructions *before* completing this part.

		(1) Beneficiaries' (see instr.)	(2) Estate's or trust's	(3) Total
17	Net short-term gain or (loss).	17		76,234.
18	Net long-term gain or (loss):			
a	Total for year	18a		42,147,516.
b	Unrecaptured section 1250 gain (see line 18 of the wrksh.)	18b		
c	28% rate gain	18c		
19	Total net gain or (loss). Combine lines 17 and 18a. ▶	19		42,223,750.

Note: If line 19, column (3), is a net gain, enter the gain on Form 1041, line 4 (or Form 990-T, Part I, line 4a). If lines 18a and 19, column (2), are net gains, go to Part V, and **don't** complete Part IV. If line 19, column (3), is a net loss, complete Part IV and the **Capital Loss Carryover Worksheet**, as necessary.

Part IV Capital Loss Limitation

20	Enter here and enter as a (loss) on Form 1041, line 4 (or Form 990-T, Part I, line 4c, if a trust), the smaller of: a The loss on line 19, column (3) or b \$3,000	20	()
-----------	--	-----------	-----

Note: If the loss on line 19, column (3), is more than \$3,000, or if Form 1041, page 1, line 22 (or Form 990-T, line 34), is a loss, complete the **Capital Loss Carryover Worksheet** in the instructions to figure your capital loss carryover.

Part V Tax Computation Using Maximum Capital Gains Rates

Form 1041 filers. Complete this part **only** if both lines 18a and 19 in column (2) are gains, or an amount is entered in Part I or Part II and there is an entry on Form 1041, line 2b(2), and Form 1041, line 22, is more than zero.

Caution: Skip this part and complete the **Schedule D Tax Worksheet** in the instructions if:

- Either line 18b, col. (2) or line 18c, col. (2) is more than zero, or
- Both Form 1041, line 2b(1), and Form 4952, line 4g are more than zero.

Form 990-T trusts. Complete this part **only** if both lines 18a and 19 are gains, or qualified dividends are included in income in Part I of Form 990-T, and Form 990-T, line 34, is more than zero. Skip this part and complete the **Schedule D Tax Worksheet** in the instructions if either line 18b, col. (2) or line 18c, col. (2) is more than zero.

21	Enter taxable income from Form 1041, line 22 (or Form 990-T, line 34). . .	21		
22	Enter the smaller of line 18a or 19 in column (2) but not less than zero.	22		
23	Enter the estate's or trust's qualified dividends from Form 1041, line 2b(2) (or enter the qualified dividends included in income in Part I of Form 990-T) . .	23		
24	Add lines 22 and 23	24		
25	If the estate or trust is filing Form 4952, enter the amount from line 4g; otherwise, enter -0- . . . ▶	25		
26	Subtract line 25 from line 24. If zero or less, enter -0-	26		
27	Subtract line 26 from line 21. If zero or less, enter -0-	27		
28	Enter the smaller of the amount on line 21 or \$2,550	28		
29	Enter the smaller of the amount on line 27 or line 28	29		
30	Subtract line 29 from line 28. If zero or less, enter -0-. This amount is taxed at 0% ▶	30		
31	Enter the smaller of line 21 or line 26	31		
32	Subtract line 30 from line 26.	32		
33	Enter the smaller of line 21 or \$12,500	33		
34	Add lines 27 and 30	34		
35	Subtract line 34 from line 33. If zero or less, enter -0-	35		
36	Enter the smaller of line 32 or line 35	36		
37	Multiply line 36 by 15% (0.15) ▶	37		
38	Enter the amount from line 31	38		
39	Add lines 30 and 36	39		
40	Subtract line 39 from line 38. If zero or less, enter -0-	40		
41	Multiply line 40 by 20% (0.20) ▶	41		
42	Figure the tax on the amount on line 27. Use the 2017 Tax Rate Schedule for Estates and Trusts (see the Schedule G instructions in the instructions for Form 1041)	42		
43	Add lines 37, 41, and 42	43		
44	Figure the tax on the amount on line 21. Use the 2017 Tax Rate Schedule for Estates and Trusts (see the Schedule G instructions in the instructions for Form 1041)	44		
45	Tax on all taxable income. Enter the smaller of line 43 or line 44 here and on Form 1041, Schedule G, line 1a (or Form 990-T, line 36) ▶	45		

Schedule D (Form 1041) 2017

Name(s) shown on return. Name and SSN or taxpayer identification no. not required if shown on other side

Social security number or taxpayer identification number

F.M. KIRBY FOUNDATION, INC.

51-6017929

Before you check Box D, E, or F below, see whether you received any Form(s) 1099-B or substitute statement(s) from your broker. A substitute statement will have the same information as Form 1099-B. Either will show whether your basis (usually your cost) was reported to the IRS by your broker and may even tell you which box to check.

Part II

Long-Term. Transactions involving capital assets you held more than 1 year are long term. For short-term transactions, see page 1.

Note: You may aggregate all long-term transactions reported on Form(s) 1099-B showing basis was reported to the IRS and for which no adjustments or codes are required. Enter the totals directly on Schedule D, line 8a; you aren't required to report these transactions on Form 8949 (see instructions).

You must check Box D, E, or F below. Check only one box. If more than one box applies for your long-term transactions, complete a separate Form 8949, page 2, for each applicable box. If you have more long-term transactions than will fit on this page for one or more of the boxes, complete as many forms with the same box checked as you need.

- ☐ (D) Long-term transactions reported on Form(s) 1099-B showing basis was reported to the IRS (see **Note** above)
- ☐ (E) Long-term transactions reported on Form(s) 1099-B showing basis **wasn't** reported to the IRS
- ☒ (F) Long-term transactions not reported to you on Form 1099-B

1	(a) Description of property (Example: 100 sh. XYZ Co.)	(b) Date acquired (Mo., day, yr.)	(c) Date sold or disposed (Mo., day, yr.)	(d) Proceeds (sales price) (see instructions)	(e) Cost or other basis. See the Note below and see <i>Column (e)</i> in the separate instructions	Adjustment, if any, to gain or loss. If you enter an amount in column (g), enter a code in column (f). See the separate instructions.		(h) Gain or (loss). Subtract column (e) from column (d) and combine the result with column (g)
						(f) Code(s) from instructions	(g) Amount of adjustment	
	3,254,182.519 SHS EATO VANCE INST'L SENIOR			29479575.	29355291.			124,284.
	130,587.000 SHS STATE STREET SPDR ENERGY			8,746,729.9	9,999,941.			-1253212.
	385,440.000 SHS VANGUARD SHORT-TERM			30675960.	30750090.			-74,130.
	61,993,800.620 SHS J.P MORGAN PRIME MONEY			62000000.	62006199.			-6,199.
	SEE ATTACHMENT A			157108224.	132560663.			24547561.
	SEE ATTACHMENT B			113935094.	108364717.			5,570,377.
	SEE ATTACHMENT C			37760467.	26867041.			10893426.
2 Totals. Add the amounts in columns (d), (e), (g), and (h) (subtract negative amounts). Enter each total here and include on your Schedule D, line 8b (if Box D above is checked), line 9 (if Box E above is checked), or line 10 (if Box F above is checked) ►				439706049.	399903942			39802107.

Note: If you checked Box D above but the basis reported to the IRS was incorrect, enter in column (e) the basis as reported to the IRS, and enter an adjustment in column (g) to correct the basis. See *Column (g)* in the separate instructions for how to figure the amount of the adjustment.

Attachment A

F.M. Kirby Foundation
 REALIZED GAINS AND LOSSES
 F.M. KIRBY FOUNDATION, INC.
 PORTION OF THE ACCOUNT MANAGED BY
 LAZARD ASSET MANAGEMENT GLOBAL EQUITY SELECT
 From 01-01-17 Through 12-31-17

Date	Quantity	Security	Cost Basis	Proceeds	Gain Or Loss
-----	-----	-----	-----	-----	-----
1/5/2017	8621	Sampo Insurance Co ORD	378,778.46	390,817.62	12,039.16
1/5/2017		European Currency (EMU)	390,817.62	390,817.62	-
1/6/2017		Canadian Dollar (CAD)	732,221.51	726,842.51	(5,379.00)
1/6/2017	7110	NXP Semiconductors NV	541,482.60	698,557.90	157,075.30
1/9/2017	3179	Sampo Insurance Co ORD	139,674.83	145,108.81	5,433.97
1/9/2017		European Currency (EMU)	145,108.81	145,108.81	-
1/12/2017		Swedish Kroners (SEK)	26,572.37	26,572.37	-
1/13/2017		Swedish Kroners (SEK)	135,658.92	135,658.92	-
1/16/2017		Swedish Kroners (SEK)	37,067.26	36,345.50	(721.76)
1/17/2017		Swedish Kroners (SEK)	55,832.45	55,832.45	-
1/18/2017		Swedish Kroners (SEK)	8,815.44	8,815.44	-
1/18/2017	4105	Procter & Gamble Company	285,034.50	348,066.84	63,032.34
1/19/2017		Swedish Kroners (SEK)	25,290.32	25,290.32	-
1/20/2017		Swedish Kroners (SEK)	12,624.60	12,624.60	-
1/23/2017		Swedish Kroners (SEK)	4,123.03	4,123.03	-
1/24/2017	7300	CVS Health Corporation	534,201.12	595,203.47	61,002.35
1/24/2017	13150	Reynolds American Inc.	501,279.08	778,326.26	277,047.18
1/26/2017		Swedish Kroners (SEK)	12,997.43	12,997.43	-
1/30/2017		Swedish Kroners (SEK)	25,019.13	25,019.13	-
1/31/2017	3523	Actelion LTD ORD	467,329.34	959,249.74	491,920.40
1/31/2017		Swiss Francs (CHF)	959,249.74	959,249.74	-
1/31/2017		Swedish Kroners (SEK)	49,459.48	49,459.48	-
2/1/2017		Swedish Kroners (SEK)	13,052.36	13,052.36	-
2/2/2017	8350	Anheuser-Busch InBev SA/NV ORD	752,861.47	872,199.00	119,337.53
2/2/2017		Swedish Kroners (SEK)	40,783.14	40,783.14	-
2/3/2017		Swedish Kroners (SEK)	11,741.45	11,741.45	-
2/6/2017		Swedish Kroners (SEK)	40,595.71	40,595.71	-
2/7/2017		Swedish Kroners (SEK)	12,362.23	12,362.23	-
2/7/2017		Swedish Kroners (SEK)	53,746.28	53,746.28	-
2/8/2017		Swedish Kroners (SEK)	121,128.91	121,128.91	-
2/10/2017		Brazilian Real (BRL)	28,277.57	28,277.57	-
2/13/2017		Brazilian Real (BRL)	13,205.31	13,184.71	(20.60)
2/13/2017		Brazilian Real (BRL)	46,239.99	46,167.85	(72.14)
2/13/2017	4270	Applied Materials Inc.	91,681.38	151,524.90	59,843.52
2/14/2017		Brazilian Real (BRL)	63,896.62	63,721.38	(175.24)
2/14/2017	500	Applied Materials Inc.	10,735.52	17,618.36	6,882.84
2/15/2017		Brazilian Real (BRL)	11,619.21	11,612.61	(6.60)
2/15/2017		Brazilian Real (BRL)	92,771.28	92,718.65	(52.63)
2/15/2017	2355	Applied Materials Inc.	50,564.32	83,762.69	33,198.37
2/15/2017	7110	Mead Johnson Nutrition Company	519,026.66	624,870.05	105,843.39
2/16/2017		Brazilian Real (BRL)	23,250.96	23,121.10	(129.86)
2/17/2017		Brazilian Real (BRL)	32,578.92	32,085.26	(493.66)
2/17/2017		Brazilian Real (BRL)	18,077.37	17,803.45	(273.92)
2/17/2017		Swiss Francs (CHF)	38,207.39	38,207.39	-
2/20/2017		Brazilian Real (BRL)	26,373.56	26,237.47	(136.09)
2/20/2017		Swiss Francs (CHF)	76,764.34	75,924.91	(839.43)
2/21/2017		Brazilian Real (BRL)	59,611.03	59,951.15	340.12

2/21/2017	Swiss Francs (CHF)	75,832.84	75,832.84	-
2/22/2017	Brazilian Real (BRL)	74,182.02	73,912.07	(269.95)
2/22/2017	Swiss Francs (CHF)	17,400.36	17,400.36	-
2/23/2017	Swiss Francs (CHF)	19,248.72	19,248.72	-
2/24/2017	Brazilian Real (BRL)	145,007.95	143,971.61	(1,036.34)
2/24/2017	Swiss Francs (CHF)	38,206.91	38,206.91	-
2/27/2017	Swiss Francs (CHF)	1,610.29	1,610.29	-
2/28/2017	Swiss Francs (CHF)	30,773.07	30,773.07	-
3/2/2017	Swiss Francs (CHF)	24,208.86	24,208.86	-
3/3/2017	Swiss Francs (CHF)	27,899.85	27,899.85	-
3/6/2017	Swiss Francs (CHF)	16,644.77	16,718.35	73.58
3/6/2017	5975 Microsoft Corporation	303,073.52	385,042.11	81,968.59
3/6/2017	4800 Schlumberger Ltd.	366,149.81	387,136.51	20,986.70
3/7/2017	Swiss Francs (CHF)	18,811.70	18,811.70	-
3/8/2017	Swiss Francs (CHF)	33,860.48	33,860.48	-
3/9/2017	Canadian Dollar (CAD)	294,001.81	294,375.36	373.55
3/9/2017	Brazilian Real (BRL)	530,889.48	530,690.49	(198.99)
3/9/2017	Swiss Francs (CHF)	19,943.34	19,943.34	-
3/9/2017	7073 Anheuser-Busch InBev SA/NV ORD	637,723.25	754,912.71	117,189.45
3/9/2017	European Currency (EMU)	754,912.71	754,912.71	-
3/9/2017	6990 Zoetis Inc.	248,984.72	372,559.57	123,574.85
3/9/2017	3580 United Technologies Corp.	362,604.02	401,241.59	38,637.57
3/9/2017	4100 Visa Inc Class A	194,019.91	365,324.17	171,304.26
3/9/2017	1735 Rockwell Automation Inc.	199,364.77	263,605.29	64,240.52
3/10/2017	Brazilian Real (BRL)	236,827.76	238,723.89	1,896.13
3/10/2017	Canadian Dollar (CAD)	201,842.18	202,394.85	552.67
3/10/2017	7500 Recruit Holding Co LTD ORD	237,545.75	354,742.21	117,196.46
3/10/2017	Japanese Yen (JPY)	354,742.21	354,742.21	-
3/13/2017	Swiss Francs (CHF)	20,009.45	20,009.45	-
3/14/2017	21000 Relx NV ORD	340,692.64	375,270.98	34,578.34
3/14/2017	5400 Wolters Kluwer ORD	179,311.95	217,866.45	38,554.50
3/14/2017	European Currency (EMU)	217,866.45	217,866.45	-
3/14/2017	Hong Kong Dollars (HKD)	280,592.36	280,592.36	-
3/14/2017	13000 Assa Abloy AB ORD	190,947.83	248,273.12	57,325.29
3/14/2017	Swedish Kroners (SEK)	248,273.12	248,273.12	-
3/14/2017	8600 Procter & Gamble Company	597,149.02	782,783.30	185,634.28
3/15/2017	Swiss Francs (CHF)	33,128.23	33,128.23	-
3/16/2017	Swiss Francs (CHF)	29,699.19	29,699.19	-
3/17/2017	Swiss Francs (CHF)	4,139.83	4,139.83	-
3/20/2017	Swiss Francs (CHF)	51,483.92	51,483.92	-
3/21/2017	2400 Red Hat Inc.	175,330.09	197,448.25	22,118.16
3/22/2017	500 Red Hat Inc.	36,527.10	41,240.70	4,713.60
3/23/2017	485 Alphabet Inc. - Class C	244,633.54	395,417.25	150,783.71
3/23/2017	945 Red Hat Inc.	69,036.22	78,321.78	9,285.56
3/28/2017	473 Indiabulls Housing Finance LTD (ADR)	4,897.30	6,943.01	2,045.71
3/28/2017	10 Alphabet Inc. - Class C	5,043.99	8,201.92	3,157.93
3/28/2017	30 Alphabet Inc. - Class A	15,076.24	25,174.79	10,098.55
3/28/2017	225 Apple Inc.	18,840.69	31,699.13	12,858.44
3/28/2017	415 Applied Materials Inc.	8,910.49	16,101.65	7,191.16
3/28/2017	15 AutoZone Inc.	6,415.14	10,683.08	4,267.94
3/28/2017	640 Bank of America Corp.	13,507.33	14,714.05	1,206.72
3/28/2017	35 Biogen Inc.	10,274.73	9,632.84	(641.89)
3/28/2017	525 Cisco Systems, Inc.	13,380.14	17,803.67	4,423.53
3/28/2017	330 Coca-Cola Company	13,899.67	13,953.29	53.62
3/28/2017	140 Comerica Inc.	9,120.44	9,293.52	173.08
3/28/2017	135 Commerce Bancshares Inc.	7,887.72	7,335.90	(551.82)
3/28/2017	185 Crown Holdings Inc.	9,791.01	9,687.65	(103.36)
3/28/2017	90 EOG Resources Inc.	8,990.99	8,414.13	(576.86)

3/28/2017	165	EBay Inc.	4,782.97	5,493.89	710.92
3/28/2017	160	Fidelity National Information Services	10,476.43	12,740.52	2,264.09
3/28/2017	240	Five Below Inc	9,798.91	10,242.19	443.28
3/28/2017	140	Honeywell International Inc.	11,240.58	17,344.22	6,103.64
3/28/2017	290	Intercontinental Exchange, Inc.	10,952.15	17,160.61	6,208.46
3/28/2017	95	Kellogg Co	6,512.32	6,868.13	355.81
3/28/2017	340	Microsoft Corporation	17,246.02	22,077.52	4,831.50
3/28/2017	145	Molson Coors Brewing Co	9,491.30	13,954.02	4,462.72
3/28/2017	95	Monsanto Company	10,199.05	10,807.85	608.80
3/28/2017	120	Motorola Solutions Inc.	9,988.19	10,062.58	74.39
3/28/2017	95	PPG Industries, Inc.	9,658.40	9,858.71	200.31
3/28/2017	170	Quintiles Transnational Holdings	10,063.85	13,380.60	3,316.75
3/28/2017	85	Red Hat Inc.	6,209.61	7,350.09	1,140.48
3/28/2017	95	Rockwell Automation Inc.	10,916.23	14,487.68	3,571.45
3/28/2017	115	S&P Global Inc.	12,391.35	14,735.37	2,344.02
3/28/2017	355	Charles Schwab Corp.	8,835.32	13,949.50	5,114.18
3/28/2017	60	Snap-On Inc.	9,303.40	9,845.38	541.98
3/28/2017	405	Taiwan Semiconductor Mfg Company (ADR)	7,794.67	13,464.99	5,670.32
3/28/2017	90	Thermo Fisher Scientific Inc.	11,501.95	13,907.40	2,405.45
3/28/2017	135	United Technologies Corp.	13,673.62	15,043.06	1,369.44
3/28/2017	240	Vantiv Inc - Class A	12,777.44	15,308.48	2,531.04
3/28/2017	165	Visa Inc Class A	7,808.12	14,671.48	6,863.36
3/28/2017	460	Welbilt Inc.	7,548.45	8,761.15	1,212.70
3/28/2017	335	Zoetis Inc.	11,932.74	18,011.62	6,078.88
3/28/2017	235	Schlumberger Ltd.	17,926.08	18,129.71	203.63
3/28/2017	220	Coca-Cola European Partners PLC (ADR)	7,644.25	8,312.37	668.12
3/28/2017	130	AON PLC (ADR)	12,866.18	15,307.64	2,441.46
3/28/2017	100	Medtronic Inc.	7,387.37	8,079.91	692.54
3/28/2017	325	Johnson Controls International PLC	14,098.23	13,376.58	(721.65)
3/28/2017	160	Accenture Ltd	17,786.74	19,148.51	1,361.77
3/28/2017	150	Eaton Corporation	8,204.89	10,830.05	2,625.16
3/30/2017	164	Julius Baer Group LTD ORD	7,991.01	8,233.61	242.61
3/30/2017		Swiss Francs (CHF)	8,233.61	8,233.61	-
3/30/2017	205	Novo Nordisk A/S-B ORD	7,156.57	7,024.73	(131.84)
3/30/2017	121	Carlsberg AS-B ORD	10,617.10	11,032.10	415.00
3/30/2017		Danish Kroners (DKK)	11,032.10	11,032.10	-
3/30/2017	835	Relx NV ORD	13,546.59	15,635.95	2,089.36
3/30/2017		European Currency (EMU)	15,635.95	15,635.95	-
3/30/2017	246	Sampo Insurance Co ORD	10,808.43	11,803.15	994.72
3/30/2017		European Currency (EMU)	11,803.15	11,803.15	-
3/30/2017	373	Wolters Kluwer ORD	12,385.81	15,502.39	3,116.59
3/30/2017		European Currency (EMU)	15,502.39	15,502.39	-
3/30/2017	225	Symrise AG ORD	11,753.08	14,934.65	3,181.57
3/30/2017	84	Continental AG ORD	16,151.65	18,251.43	2,099.78
3/30/2017		European Currency (EMU)	18,251.43	18,251.43	-
3/30/2017	1549	Convatec Group PLC ORD	4,261.97	5,135.65	873.69
3/30/2017		Pound Sterling (GBP)	5,135.65	5,135.65	-
3/30/2017	695	Compass Group PLC ORD	12,732.28	13,193.53	461.26
3/30/2017		Pound Sterling (GBP)	13,193.53	13,193.53	-
3/30/2017	201	Unilever PLC ORD	8,113.60	10,086.17	1,972.56
3/30/2017		Pound Sterling (GBP)	10,086.17	10,086.17	-
3/30/2017	337	Shire PLC ORD	21,163.52	20,002.70	(1,160.82)
3/30/2017	581	Ashtead Group PLC ORD	10,248.38	11,680.05	1,431.67
3/30/2017		Pound Sterling (GBP)	11,680.05	11,680.05	-
3/30/2017	528	Diageo ORD	14,165.92	15,190.81	1,024.90
3/30/2017		Pound Sterling (GBP)	15,190.81	15,190.81	-
3/30/2017	167	British American Tobacco PLC ORD	9,052.43	10,913.55	1,861.12
3/30/2017		Pound Sterling (GBP)	10,913.55	10,913.55	-

3/30/2017	567 Prudential Corp PLC ORD	14,162.93	12,162.74	(2,000.19)
3/30/2017	500 Tencent Holdings LTD ORD	12,187.03	14,588.78	2,401.75
3/30/2017	Hong Kong Dollars (HKD)	14,588.78	14,588.78	-
3/30/2017	2200 AIA Group LTD ORD	13,118.55	14,011.60	893.05
3/30/2017	Hong Kong Dollars (HKD)	14,011.60	14,011.60	-
3/30/2017	774 Assa Abloy AB ORD	11,368.74	15,938.71	4,569.97
3/30/2017	Swedish Kroners (SEK)	15,938.71	15,938.71	-
3/30/2017	250 Hexagon AB-B ORD	9,842.03	10,153.33	311.30
3/30/2017	Swedish Kroners (SEK)	10,153.33	10,153.33	-
3/31/2017	1800 AmBev SA ORD	9,942.18	10,180.71	238.53
3/31/2017	Brazilian Real (BRL)	10,180.71	10,134.24	(46.47)
3/31/2017	1100 Cielo SA ORD	9,920.71	9,841.54	(79.17)
3/31/2017	Brazilian Real (BRL)	9,841.54	9,796.61	(44.93)
3/31/2017	390 National Bank of Canada ORD	16,423.21	16,324.51	(98.70)
3/31/2017	225 Canadian National Railway Co. ORD	13,061.30	16,352.32	3,291.02
3/31/2017	Canadian Dollar (CAD)	16,352.32	16,352.32	-
3/31/2017	200 Recruit Holding Co LTD ORD	6,334.55	10,312.24	3,977.69
3/31/2017	Japanese Yen (JPY)	10,312.24	10,312.24	-
3/31/2017	600 Aeon Financial Service Co. LTD ORD	14,711.62	11,966.92	(2,744.70)
3/31/2017	Japanese Yen (JPY)	11,966.92	11,966.92	-
3/31/2017	600 Daiwa House Industry Co Ltd ORD	11,368.01	17,561.62	6,193.61
3/31/2017	Japanese Yen (JPY)	17,561.62	17,561.62	-
3/31/2017	100 Ryohin Keikaku Co. LTD ORD	21,798.78	21,295.05	(503.73)
3/31/2017	Japanese Yen (JPY)	21,295.05	21,295.05	-
3/31/2017	1412 Sanlam LTD ORD	9,027.06	7,533.82	(1,493.24)
3/31/2017	South Africa Rand (ZAR)	7,533.82	7,533.82	-
4/3/2017	Israeli Shekel (ILS)	129,290.66	129,290.66	-
4/5/2017	Israeli Shekel (ILS)	118,633.09	118,633.09	-
4/5/2017	Israeli Shekel (ILS)	43,043.94	43,043.94	-
4/6/2017	Israeli Shekel (ILS)	129,139.36	129,139.36	-
4/10/2017	Israeli Shekel (ILS)	206,766.91	207,134.22	367.31
4/26/2017	5700 Bank of America Corp.	120,299.64	137,295.18	16,995.54
4/26/2017	11010 Bank of America Corp.	232,368.25	264,069.08	31,700.83
4/26/2017	32200 Bank of America Corp.	679,587.44	773,523.72	93,936.28
5/17/2017	2720 Apple Inc.	227,762.96	417,884.88	190,121.92
5/17/2017	6400 Red Hat Inc.	467,546.89	557,093.13	89,546.24
5/17/2017	8140 Applied Materials Inc.	174,774.34	358,554.30	183,779.96
5/19/2017	910 Five Below Inc	37,154.20	48,332.41	11,178.21
5/22/2017	5180 Five Below Inc	211,493.12	273,479.38	61,986.26
5/23/2017	Japanese Yen (JPY)	141,716.40	141,716.40	-
5/23/2017	Japanese Yen (JPY)	79,815.50	79,815.50	-
5/24/2017	Japanese Yen (JPY)	172,930.45	172,930.45	-
5/26/2017	Japanese Yen (JPY)	111,009.86	111,009.86	-
5/29/2017	Japanese Yen (JPY)	98,094.42	98,852.02	757.60
5/30/2017	Japanese Yen (JPY)	110,685.85	110,685.85	-
6/5/2017	1045 Fidelity National Information Services	68,424.18	90,625.65	22,201.47
6/5/2017	5880 Applied Materials Inc.	126,249.77	275,386.14	149,136.37
6/5/2017	14300 Cisco Systems, Inc.	364,449.45	452,946.91	88,497.46
6/5/2017	1800 Fidelity National Information Services	117,859.83	156,284.65	38,424.82
6/7/2017	923 Alphabet Inc. - Class C	465,431.21	905,377.55	439,946.34
6/8/2017	1985 Fidelity National Information Services	129,973.20	168,881.90	38,908.70
6/8/2017	7500 Fidelity National Information Services	491,082.60	641,035.77	149,953.17
6/23/2017	15800 Recruit Holding Co LTD ORD	500,429.70	872,430.58	372,000.87
6/23/2017	Japanese Yen (JPY)	872,430.58	872,430.58	-
6/23/2017	Japanese Yen (JPY)	102,288.28	102,288.28	-
6/26/2017	Japanese Yen (JPY)	191,274.11	191,274.11	-
6/27/2017	Japanese Yen (JPY)	149,597.38	149,597.38	-
6/27/2017	350 Alibaba Group Holding LTD (ADR)	48,820.00	50,122.40	1,302.40

6/27/2017	135 Alphabet Inc. - Class A	67,843.06	129,732.17	61,889.11
6/27/2017	800 Apple Inc.	66,989.11	116,053.46	49,064.35
6/27/2017	900 Applied Materials Inc.	19,323.94	38,735.15	19,411.21
6/27/2017	65 AutoZone Inc.	27,798.94	37,508.73	9,709.79
6/27/2017	150 Biogen Inc.	44,034.57	41,863.89	(2,170.68)
6/27/2017	1400 Cisco Systems, Inc.	35,680.37	44,970.51	9,290.14
6/27/2017	1100 Citigroup Inc.	66,410.51	70,596.46	4,185.95
6/27/2017	2000 Coca-Cola Company	86,498.37	90,590.02	4,091.65
6/27/2017	600 Comerica Inc.	39,087.60	42,842.24	3,754.64
6/27/2017	600 Commerce Bancshares Inc.	35,056.53	33,513.64	(1,542.89)
6/27/2017	800 Crown Holdings Inc.	42,339.52	46,830.49	4,490.97
6/27/2017	500 DXC Technology Co	38,526.93	39,192.49	665.56
6/27/2017	400 EOG Resources Inc.	39,959.96	35,072.23	(4,887.73)
6/27/2017	700 EBay Inc.	20,291.39	24,484.48	4,193.09
6/27/2017	700 Five Below Inc	28,580.15	33,725.26	5,145.11
6/27/2017	550 Honeywell International Inc.	44,159.42	73,919.26	29,759.84
6/27/2017	1200 Intercontinental Exchange, Inc.	45,319.25	77,431.79	32,112.54
6/27/2017	400 Kellogg Co	27,420.31	28,047.38	627.07
6/27/2017	1400 Microsoft Corporation	71,013.04	98,173.83	27,160.79
6/27/2017	600 Molson Coors Brewing Co	39,274.36	51,474.37	12,200.01
6/27/2017	400 Monsanto Company	42,943.37	46,859.97	3,916.60
6/27/2017	550 Motorola Solutions Inc.	45,779.19	48,716.45	2,937.26
6/27/2017	400 PPG Industries, Inc.	40,666.96	44,388.03	3,721.07
6/27/2017	700 Quintiles Transnational Holdings	41,439.39	62,864.85	21,425.46
6/27/2017	400 Rockwell Automation Inc.	45,963.06	64,581.55	18,618.49
6/27/2017	450 S&P Global Inc.	48,487.89	66,132.04	17,644.15
6/27/2017	1400 Charles Schwab Corp.	34,843.51	59,026.77	24,183.26
6/27/2017	250 Snap-On Inc.	38,764.15	38,956.80	192.65
6/27/2017	375 Thermo Fisher Scientific Inc.	47,924.79	64,738.58	16,813.79
6/27/2017	550 United Technologies Corp.	55,707.32	66,974.78	11,267.46
6/27/2017	1100 Vantiv Inc - Class A	58,563.27	68,307.52	9,744.25
6/27/2017	700 Visa Inc Class A	33,125.35	66,611.31	33,485.96
6/27/2017	1800 Welbilt Inc.	29,537.42	33,656.74	4,119.32
6/27/2017	1500 Zoetis Inc.	53,430.20	94,121.59	40,691.39
6/27/2017	1800 Taiwan Semiconductor Mfg Company (ADR)	34,642.99	63,823.54	29,180.55
6/27/2017	1000 Schlumberger Ltd.	76,281.21	65,548.57	(10,732.64)
6/27/2017	900 Coca-Cola European Partners PLC (ADR)	31,271.91	36,582.67	5,310.76
6/27/2017	575 AON PLC (ADR)	56,908.09	76,572.06	19,663.97
6/27/2017	600 Medtronic Inc.	46,927.78	53,458.83	6,531.05
6/27/2017	1400 Johnson Controls International PLC	60,730.84	59,064.85	(1,665.99)
6/27/2017	675 Accenture Ltd	75,037.79	82,577.96	7,540.17
6/27/2017	600 Eaton Corporation	32,819.54	46,020.49	13,200.95
6/29/2017	Japanese Yen (JPY)	115,136.29	115,136.29	-
6/29/2017	758 Julius Baer Group LTD ORD	36,934.05	40,331.58	3,397.53
6/29/2017	Swiss Francs (CHF)	40,331.58	40,331.58	-
6/29/2017	818 Novo Nordisk A/S-B ORD	28,556.45	36,461.92	7,905.48
6/29/2017	Danish Kroners (DKK)	36,461.92	36,461.92	-
6/29/2017	496 Carlsberg AS-B ORD	43,521.33	53,507.43	9,986.10
6/29/2017	3379 Relx NV ORD	54,819.07	71,246.50	16,427.44
6/29/2017	European Currency (EMU)	71,246.50	71,246.50	-
6/29/2017	992 Sampo Insurance Co ORD	43,585.23	50,919.05	7,333.82
6/29/2017	1482 Wolters Kluwer ORD	49,211.17	65,265.10	16,053.93
6/29/2017	European Currency (EMU)	65,265.10	65,265.10	-
6/29/2017	961 Symrise AG ORD	50,198.70	69,578.25	19,379.54
6/29/2017	European Currency (EMU)	69,578.25	69,578.25	-
6/29/2017	359 Continental AG ORD	69,029.08	77,956.63	8,927.55
6/29/2017	European Currency (EMU)	77,956.63	77,956.63	-
6/29/2017	6263 Convatec Group PLC ORD	17,232.21	26,655.83	9,423.62

6/29/2017	Pound Sterling (GBP)	26,655.83	26,655.83	-
6/29/2017	900 Unilever PLC ORD	36,329.57	49,632.60	13,303.03
6/29/2017	Pound Sterling (GBP)	49,632.60	49,632.60	-
6/29/2017	1353 Shire PLC ORD	84,968.08	78,345.79	(6,622.29)
6/29/2017	Pound Sterling (GBP)	78,345.79	78,345.79	-
6/29/2017	2100 Tencent Holdings LTD ORD	51,185.53	76,499.65	25,314.12
6/29/2017	Hong Kong Dollars (HKD)	76,499.65	76,499.65	-
6/29/2017	9200 AIA Group LTD ORD	54,859.37	68,300.05	13,440.67
6/29/2017	Hong Kong Dollars (HKD)	68,300.05	68,300.05	-
6/29/2017	14974 Israel Discount Bank ORD	35,375.93	38,827.93	3,452.00
6/29/2017	Israeli Shekel (ILS)	38,827.93	38,827.93	-
6/29/2017	3149 Assa Abloy AB ORD	46,253.44	69,732.26	23,478.82
6/29/2017	Swedish Kroners (SEK)	69,732.26	69,732.26	-
6/29/2017	1065 Hexagon AB-B ORD	41,927.06	50,768.08	8,841.02
6/29/2017	2468 Ashtead Group PLC ORD	43,533.56	50,570.39	7,036.83
6/29/2017	2475 Prudential Corp PLC ORD	61,822.32	57,313.21	(4,509.12)
6/29/2017	Pound Sterling (GBP)	57,313.21	57,313.21	-
6/29/2017	687 British American Tobacco PLC ORD	37,239.65	47,927.77	10,688.12
6/29/2017	Pound Sterling (GBP)	47,927.77	47,927.77	-
6/29/2017	2175 Diageo ORD	58,353.91	64,720.95	6,367.03
6/29/2017	Pound Sterling (GBP)	64,720.95	64,720.95	-
6/29/2017	2981 Compass Group ORD	56,795.88	63,561.32	6,765.44
6/29/2017	Pound Sterling (GBP)	63,561.32	63,537.94	(23.38)
6/30/2017	7500 AmBev SA ORD	41,425.76	41,108.46	(317.29)
6/30/2017	Brazilian Real (BRL)	41,108.46	40,902.61	(205.85)
6/30/2017	5200 Cielo SA ORD	39,081.60	38,408.72	(672.88)
6/30/2017	Brazilian Real (BRL)	38,408.72	38,216.39	(192.33)
6/30/2017	1600 National Bank of Canada ORD	67,377.27	65,235.37	(2,141.89)
6/30/2017	Canadian Dollar (CAD)	65,235.37	65,235.37	-
6/30/2017	900 Canadian National Railway Co. ORD	52,245.19	72,877.99	20,632.80
6/30/2017	Canadian Dollar (CAD)	72,877.99	72,877.99	-
6/30/2017	2600 Aeon Financial Service Co. LTD ORD	63,750.35	54,765.33	(8,985.02)
6/30/2017	Japanese Yen (JPY)	54,765.33	54,765.33	-
6/30/2017	2500 Daiwa House Industry Co Ltd ORD	47,366.71	85,981.42	38,614.70
6/30/2017	Japanese Yen (JPY)	85,981.42	85,981.42	-
6/30/2017	700 Kao Corp. ORD	43,171.27	43,150.69	(20.58)
6/30/2017	Japanese Yen (JPY)	43,150.69	43,150.69	-
6/30/2017	300 Ryohin Keikaku Co. LTD ORD	65,396.34	78,858.00	13,461.66
6/30/2017	Japanese Yen (JPY)	78,858.00	78,858.00	-
6/30/2017	Japanese Yen (JPY)	123,028.00	123,028.00	-
6/30/2017	5435 Sanlam LTD ORD	34,746.52	27,368.63	(7,377.89)
6/30/2017	South Africa Rand (ZAR)	27,368.63	27,368.63	-
7/3/2017	Japanese Yen (JPY)	8,359.41	8,359.41	-
7/4/2017	Australian Dollars (AUD)	293,498.88	497,109.11	203,610.23
7/4/2017	Australian Dollars (AUD)	481,013.61	816,214.55	335,200.94
7/25/2017	European Currency (EMU)	293,706.90	293,706.90	-
7/26/2017	European Currency (EMU)	136,961.81	136,961.81	-
7/26/2017	6545 EOG Resources Inc.	653,844.82	624,821.00	(29,023.82)
7/27/2017	European Currency (EMU)	165,133.83	165,133.83	-
7/28/2017	European Currency (EMU)	200,648.53	200,648.53	-
7/31/2017	4269 Novo Nordisk A/S-B ORD	149,031.14	179,221.35	30,190.21
7/31/2017	Danish Kroners (DKK)	179,221.35	179,221.35	-
7/31/2017	1954 Novo Nordisk A/S-B ORD	68,214.30	81,271.00	13,056.70
7/31/2017	Danish Kroners (DKK)	81,271.00	81,271.00	-
7/31/2017	8627 Novo Nordisk A/S-B ORD	301,169.27	358,856.55	57,687.28
7/31/2017	Danish Kroners (DKK)	358,856.55	358,856.55	-
8/16/2017	3100 Sampo Insurance Co ORD	136,203.83	164,872.31	28,668.48
8/16/2017	European Currency (EMU)	164,872.31	164,872.31	-

8/22/2017	2943	Convatec Group PLC ORD	8,097.46	10,847.90	2,750.44
8/22/2017		Pound Sterling (GBP)	10,847.90	10,847.90	-
8/23/2017	14470	Convatec Group PLC ORD	39,813.20	53,133.63	13,320.44
8/23/2017		Pound Sterling (GBP)	53,133.63	53,133.63	-
8/23/2017	1106	Convatec Group PLC ORD	3,043.08	4,078.45	1,035.37
8/23/2017		Pound Sterling (GBP)	4,078.45	4,078.43	(0.02)
8/24/2017	3383	Convatec Group PLC ORD	9,308.09	12,359.37	3,051.28
8/24/2017		Pound Sterling (GBP)	12,359.37	12,359.37	-
8/24/2017	724	Convatec Group PLC ORD	1,992.04	2,653.11	661.07
8/24/2017		Pound Sterling (GBP)	2,653.11	2,653.11	-
8/25/2017	1286	Convatec Group PLC ORD	3,538.34	4,708.67	1,170.33
8/25/2017		Pound Sterling (GBP)	4,708.67	4,708.67	-
8/25/2017	2867	Convatec Group PLC ORD	7,888.35	10,549.86	2,661.51
8/25/2017		Pound Sterling (GBP)	10,549.86	10,549.86	-
8/25/2017	951	Convatec Group PLC ORD	2,616.61	3,501.22	884.61
8/25/2017		Pound Sterling (GBP)	3,501.22	3,501.22	-
8/29/2017	5494	Convatec Group PLC ORD	15,116.36	20,300.17	5,183.81
8/29/2017	257	Convatec Group PLC ORD	707.12	949.06	241.94
8/29/2017		Pound Sterling (GBP)	20,300.69	20,300.17	(0.52)
8/29/2017		Pound Sterling (GBP)	948.53	949.06	0.53
8/29/2017	8996	Assa Abloy AB ORD	132,135.90	192,285.49	60,149.59
8/29/2017	10004	Assa Abloy AB ORD	146,941.70	212,371.08	65,429.38
8/29/2017		Swedish Kroners (SEK)	212,679.68	212,371.08	(308.60)
8/29/2017		Swedish Kroners (SEK)	191,976.89	192,285.49	308.60
8/30/2017	3798	Convatec Group PLC ORD	10,449.93	14,117.59	3,667.65
8/30/2017		Pound Sterling (GBP)	14,117.59	14,117.59	-
8/31/2017	5547	Convatec Group PLC ORD	15,262.18	20,354.69	5,092.50
8/31/2017	146	Convatec Group PLC ORD	401.71	540.51	138.80
8/31/2017		Pound Sterling (GBP)	20,354.69	20,354.69	-
8/31/2017		Pound Sterling (GBP)	540.51	540.51	-
9/1/2017	778	Convatec Group PLC ORD	2,140.61	2,878.05	737.44
9/1/2017	972	Convatec Group PLC ORD	2,674.39	3,579.84	905.45
9/1/2017		Pound Sterling (GBP)	2,876.14	2,878.05	1.91
9/1/2017		Pound Sterling (GBP)	3,581.76	3,579.84	(1.92)
9/4/2017	1550	Continental AG ORD	298,036.43	352,993.79	54,957.35
9/4/2017	14244	Convatec Group PLC ORD	39,191.38	52,806.56	13,615.19
9/4/2017	10227	Convatec Group PLC ORD	28,138.88	37,934.16	9,795.28
9/4/2017		Pound Sterling (GBP)	90,740.73	90,986.56	245.83
9/4/2017		European Currency (EMU)	352,993.79	352,721.24	(272.55)
9/4/2017		Pound Sterling (GBP)	646,394.04	649,647.74	3,253.70
9/5/2017	1572	Convatec Group PLC ORD	4,325.25	5,823.54	1,498.29
9/5/2017		Pound Sterling (GBP)	5,823.54	5,823.54	-
9/6/2017	4700	Daiwa House Industry Co Ltd ORD	89,049.42	162,259.47	73,210.04
9/6/2017		Japanese Yen (JPY)	162,259.47	162,259.47	-
9/6/2017	2134	Convatec Group PLC ORD	5,871.55	7,718.84	1,847.29
9/6/2017		Pound Sterling (GBP)	7,718.84	7,718.84	-
9/7/2017	5500	Daiwa House Industry Co Ltd ORD	104,206.77	190,311.16	86,104.39
9/7/2017		Japanese Yen (JPY)	190,311.16	188,274.51	(2,036.65)
9/7/2017	1113	Convatec Group PLC ORD	3,062.34	4,061.12	998.78
9/7/2017		Pound Sterling (GBP)	4,061.12	4,061.12	-
9/21/2017	3000	Apple Inc.	251,209.15	462,290.51	211,081.36
9/21/2017	985	Apple Inc.	82,480.34	152,708.80	70,228.46
9/26/2017	249	Alphabet Inc. - Class A	125,132.76	233,227.93	108,095.17
9/26/2017	6255	Applied Materials Inc.	134,301.41	291,190.42	156,889.01
9/26/2017	2705	Microsoft Corporation	137,207.34	199,245.69	62,038.35
9/26/2017	7330	Taiwan Semiconductor Mfg Company (ADR)	141,073.97	272,355.98	131,282.01
9/26/2017	2705	Vantiv Inc - Class A	149,560.89	193,092.77	43,531.88
9/26/2017	7010	Kellogg Co	480,540.99	443,560.82	(36,980.17)

9/26/2017	1630	Accenture Ltd	181,202.36	224,818.42	43,616.06
9/28/2017		Canadian Dollar (CAD)	296,781.94	294,489.21	(2,292.73)
9/29/2017		Canadian Dollar (CAD)	258,632.54	257,999.74	(632.80)
9/29/2017	2400	Tencent Holdings LTD ORD	58,497.74	104,380.06	45,882.32
9/29/2017		Hong Kong Dollars (HKD)	104,380.06	104,402.25	22.19
9/29/2017	4200	Tencent Holdings LTD ORD	102,371.05	181,811.47	79,440.42
9/29/2017		Hong Kong Dollars (HKD)	181,811.47	181,814.27	2.80
10/2/2017		Japanese Yen (JPY)	127,165.56	127,538.90	373.34
10/2/2017		Japanese Yen (JPY)	3,496.06	3,506.33	10.27
10/2/2017		Canadian Dollar (CAD)	93,376.89	93,127.37	(249.52)
10/3/2017		Japanese Yen (JPY)	412,275.67	411,377.38	(898.29)
10/4/2017	3037	Convatec Group PLC ORD	8,356.09	11,273.69	2,917.59
10/4/2017		Pound Sterling (GBP)	11,273.69	11,282.78	9.09
10/4/2017	764	Convatec Group PLC ORD	2,102.09	2,836.47	734.38
10/4/2017		Japanese Yen (JPY)	126,362.40	126,136.65	(225.75)
10/5/2017	3045	Convatec Group PLC ORD	8,378.11	11,319.01	2,940.91
10/5/2017		Pound Sterling (GBP)	11,319.01	11,319.01	-
10/5/2017	665	Convatec Group PLC ORD	1,829.70	2,470.73	641.03
10/5/2017		Pound Sterling (GBP)	2,470.73	2,470.73	-
10/6/2017	4122	Convatec Group PLC ORD	11,341.40	15,389.85	4,048.46
10/6/2017		Pound Sterling (GBP)	15,389.85	15,389.85	-
10/6/2017	1110	Convatec Group PLC ORD	3,054.09	4,168.13	1,114.05
10/6/2017		Pound Sterling (GBP)	4,168.13	4,168.13	-
10/9/2017	2429	Convatec Group PLC ORD	6,683.22	9,178.11	2,494.89
10/9/2017		Pound Sterling (GBP)	9,178.11	9,062.71	(115.40)
10/9/2017	1368	Convatec Group PLC ORD	3,763.96	5,194.13	1,430.18
10/9/2017		Pound Sterling (GBP)	5,194.13	5,128.82	(65.31)
10/10/2017	3769	Convatec Group PLC ORD	10,370.14	14,085.66	3,715.51
10/10/2017		Pound Sterling (GBP)	14,085.66	14,085.66	-
10/11/2017	745	Convatec Group PLC ORD	2,049.82	2,789.82	740.00
10/11/2017		Pound Sterling (GBP)	2,789.82	2,789.82	-
10/11/2017	1124	Convatec Group PLC ORD	3,092.61	4,244.53	1,151.92
10/11/2017		Pound Sterling (GBP)	4,244.53	4,244.53	-
10/11/2017	4022	Convatec Group PLC ORD	11,066.25	15,052.44	3,986.19
10/11/2017		Pound Sterling (GBP)	15,052.44	15,052.44	-
10/11/2017	567	Convatec Group PLC ORD	1,560.06	2,124.67	564.61
10/12/2017	2344	Convatec Group PLC ORD	6,449.35	8,723.43	2,274.08
10/12/2017		Pound Sterling (GBP)	8,723.43	8,723.43	-
10/16/2017	883	Convatec Group PLC ORD	2,429.51	3,280.32	850.80
10/16/2017		Pound Sterling (GBP)	3,280.32	3,280.32	-
10/16/2017	1623	Convatec Group PLC ORD	4,465.57	6,048.84	1,583.26
10/16/2017		Pound Sterling (GBP)	6,048.84	6,048.84	-
10/17/2017	1647	Convatec Group PLC ORD	4,531.61	6,143.32	1,611.71
10/17/2017	823	Convatec Group PLC ORD	2,264.43	3,068.70	804.27
10/17/2017		Pound Sterling (GBP)	3,068.70	3,068.70	-
10/17/2017	1214	Convatec Group PLC ORD	3,340.24	4,533.68	1,193.45
10/17/2017		Pound Sterling (GBP)	4,533.68	4,533.68	-
10/18/2017	2939	Convatec Group PLC ORD	8,086.45	8,788.50	702.04
10/18/2017		Pound Sterling (GBP)	8,788.50	8,788.50	-
10/26/2017	36185	Indiabulls Housing Finance LTD (ADR)	374,648.63	682,020.49	307,371.86
10/26/2017	6165	Alibaba Group Holding LTD (ADR)	859,929.34	1,051,046.56	191,117.22
10/26/2017	2066	Alphabet Inc. - Class A	1,038,250.14	2,063,225.21	1,024,975.07
10/26/2017	9858	Apple Inc.	825,473.26	1,551,317.62	725,844.36
10/26/2017	10415	Applied Materials Inc.	223,620.98	579,685.50	356,064.52
10/26/2017	1225	AutoZone Inc.	523,903.10	699,106.53	175,203.43
10/26/2017	3330	Biogen Inc.	978,271.19	1,030,763.69	52,492.50
10/26/2017	24310	Cisco Systems, Inc.	619,564.06	836,244.67	216,680.61
10/26/2017	18585	Citigroup Inc.	1,122,035.67	1,368,010.24	245,974.57

10/26/2017	41670 Coca-Cola Company	1,819,052.99	1,933,147.47	114,094.48
10/26/2017	10215 Comerica Inc.	665,466.39	810,747.85	145,281.46
10/26/2017	13515 Crown Holdings Inc.	715,273.28	804,499.63	89,226.35
10/26/2017	7770 DXC Technology Co	598,708.49	706,708.68	108,000.19
10/26/2017	11760 EBay Inc.	340,895.35	431,934.81	91,039.46
10/26/2017	10050 Honeywell International Inc.	806,913.11	1,469,375.55	662,462.44
10/26/2017	21070 Intercontinental Exchange, Inc.	795,730.47	1,386,241.23	590,510.76
10/26/2017	21955 Microsoft Corporation	1,113,636.68	1,739,674.00	626,037.32
10/26/2017	10675 Molson Coors Brewing Co	698,756.34	866,838.01	168,081.67
10/26/2017	6790 Monsanto Company	728,963.62	825,498.94	96,535.32
10/26/2017	6820 PPG Industries, Inc.	693,371.67	807,016.50	113,644.83
10/26/2017	12255 Quintiles Transnational Holdings	725,485.33	1,229,562.31	504,076.98
10/26/2017	7025 Rockwell Automation Inc.	807,226.22	1,318,526.91	511,300.69
10/26/2017	8285 S&P Global Inc.	892,715.99	1,348,540.66	455,824.67
10/26/2017	25870 Charles Schwab Corp.	643,858.35	1,156,476.10	512,617.75
10/26/2017	7600 J.M. Smucker Co.	805,027.72	785,567.25	(19,460.47)
10/26/2017	4245 Snap-On Inc.	658,215.32	678,792.50	20,577.18
10/26/2017	21695 Taiwan Semiconductor Mfg Company (ADR)	417,544.31	892,472.62	474,928.31
10/26/2017	6605 Thermo Fisher Scientific Inc.	844,115.36	1,313,953.81	469,838.45
10/26/2017	9615 United Technologies Corp.	973,865.28	1,147,581.42	173,716.14
10/26/2017	22440 Vantiv Inc - Class A	1,240,719.53	1,569,942.42	329,222.89
10/26/2017	12074 Visa Inc Class A	571,364.96	1,332,576.59	761,211.63
10/26/2017	24225 Zoetis Inc.	862,897.68	1,559,649.40	696,751.72
10/26/2017	11420 Five Below Inc	466,264.75	634,229.30	167,964.55
10/26/2017	9700 Commerce Bancshares Inc.	566,747.16	564,777.21	(1,969.95)
10/26/2017	8820 Motorola Solutions Inc.	734,131.82	791,646.39	57,514.57
10/26/2017	33330 Welbilt Inc.	546,934.49	712,892.22	165,957.73
10/26/2017	16895 Schlumberger Ltd.	1,288,771.04	1,071,794.03	(216,977.01)
10/26/2017	9400 AON PLC (ADR)	930,323.59	1,421,034.73	490,711.14
10/26/2017	11835 Medtronic Inc.	925,650.46	933,628.55	7,978.09
10/26/2017	23282 Johnson Controls International PLC	1,009,953.87	966,201.62	(43,752.25)
10/26/2017	9895 Accenture Ltd	1,099,998.41	1,401,972.35	301,973.94
10/26/2017	11015 Eaton Corporation	602,512.08	875,956.45	273,444.37
10/26/2017	23610 Coca-Cola European Partners PLC (ADR)	866,400.44	975,042.14	108,641.70
10/30/2017	48193 Compass Group ORD	918,203.27	1,002,869.55	84,666.27
10/30/2017	Pound Sterling (GBP)	1,002,869.55	1,002,869.55	-
10/30/2017	14453 Unilever PLC ORD	583,412.50	787,805.94	204,393.44
10/30/2017	Pound Sterling (GBP)	787,805.94	787,805.94	-
10/30/2017	24459 Shire PLC ORD	1,536,019.40	1,155,167.85	(380,851.56)
10/30/2017	Pound Sterling (GBP)	1,155,167.85	1,155,167.85	-
10/30/2017	41983 Ashtead Group PLC ORD	740,546.73	1,070,033.84	329,487.10
10/30/2017	Pound Sterling (GBP)	1,070,033.84	1,070,033.83	(0.01)
10/30/2017	38200 Diageo ORD	1,024,882.55	1,275,732.92	250,850.37
10/30/2017	Pound Sterling (GBP)	1,275,732.92	1,275,732.92	-
10/30/2017	12074 British American Tobacco PLC ORD	654,485.51	776,472.17	121,986.66
10/30/2017	40889 Prudential Corp PLC ORD	1,021,354.70	995,662.05	(25,692.65)
10/30/2017	Pound Sterling (GBP)	995,662.05	995,662.05	-
10/30/2017	8729 Carlsberg AS-B ORD	765,922.76	990,121.34	224,198.59
10/30/2017	Danish Kroners (DKK)	990,121.34	990,121.34	-
10/30/2017	11778 Julius Baer Group LTD ORD	573,890.82	693,918.81	120,027.98
10/30/2017	Swiss Francs (CHF)	693,918.81	693,918.81	-
10/30/2017	37078 Assa Abloy AB ORD	544,612.60	764,856.31	220,243.71
10/30/2017	Swedish Kroners (SEK)	764,856.31	764,856.31	-
10/30/2017	18085 Hexagon AB-B ORD	711,972.57	890,715.07	178,742.50
10/30/2017	Swedish Kroners (SEK)	890,715.07	890,715.07	-
10/30/2017	61500 Nordea Bank AB ORD	788,201.94	767,369.54	(20,832.40)
10/30/2017	Swedish Kroners (SEK)	767,369.54	767,369.54	-
10/30/2017	12600 Ubisoft Entertainment ORD	796,451.07	971,556.33	175,105.25

10/30/2017	European Currency (EMU)	971,556.33	971,556.33	-
10/30/2017	60556 Relx NV ORD	982,427.77	1,319,212.83	336,785.05
10/30/2017	European Currency (EMU)	1,319,212.83	1,319,212.83	-
10/30/2017	27028 Wolters Kluwer ORD	897,489.49	1,283,905.49	386,416.00
10/30/2017	European Currency (EMU)	1,283,905.49	1,283,905.49	-
10/30/2017	16243 Symrise AG ORD	848,467.80	1,252,711.45	404,243.65
10/30/2017	4486 Continental AG ORD	862,575.12	1,122,155.43	259,580.30
10/30/2017	European Currency (EMU)	1,122,155.43	1,122,155.43	-
10/30/2017	14764 Sampo Insurance Co ORD	648,681.74	775,655.59	126,973.85
10/30/2017	250526 Israel Discount Bank ORD	591,865.33	650,589.34	58,724.02
10/30/2017	Israeli Shekel (ILS)	650,589.34	650,589.34	-
10/30/2017	16475 Canadian National Railway Co. ORD	956,377.28	1,336,702.93	380,325.65
10/30/2017	Canadian Dollar (CAD)	1,336,702.93	1,336,702.93	-
10/30/2017	28210 National Bank of Canada ORD	1,187,945.43	1,367,480.84	179,535.42
10/30/2017	Canadian Dollar (CAD)	1,367,480.84	1,367,480.84	-
10/30/2017	127100 Link Administration Holdings ORD	1,313,323.66	800,297.75	(513,025.91)
10/30/2017	Australian Dollars (AUD)	800,297.75	802,747.17	2,449.42
10/30/2017	31300 Tencent Holdings LTD ORD	762,908.07	1,397,217.24	634,309.17
10/30/2017	Hong Kong Dollars (HKD)	1,397,217.24	1,397,217.24	-
10/30/2017	156400 AIA Group LTD ORD	932,609.34	1,177,898.58	245,289.25
10/30/2017	13300 Rio Tinto PLC ORD	649,832.47	616,066.63	(33,765.84)
10/30/2017	Pound Sterling (GBP)	616,066.63	616,935.46	868.83
10/30/2017	38100 CAE Inc.	645,616.32	653,686.10	8,069.79
10/30/2017	Canadian Dollar (CAD)	653,686.10	652,945.88	(740.22)
10/31/2017	102608 Sanlam LTD ORD	655,983.68	508,136.93	(147,846.74)
10/31/2017	South Africa Rand (ZAR)	508,136.93	508,136.93	-
10/31/2017	130000 AmBev SA ORD	718,046.44	840,084.58	122,038.14
10/31/2017	Brazilian Real (BRL)	840,084.58	825,015.18	(15,069.40)
10/31/2017	97160 Cielo SA ORD	730,224.68	633,513.07	(96,711.62)
10/31/2017	Brazilian Real (BRL)	633,513.07	622,149.14	(11,363.93)
10/31/2017	34100 Daiwa House Industry Co Ltd ORD	646,081.98	1,231,247.03	585,165.05
10/31/2017	Japanese Yen (JPY)	1,231,247.03	1,231,247.03	-
10/31/2017	12900 Kao Corp. ORD	795,584.89	803,757.09	8,172.20
10/31/2017	Japanese Yen (JPY)	803,757.09	803,757.09	-
10/31/2017	4700 Ryohin Keikaku Co. LTD ORD	1,024,542.73	1,350,132.91	325,590.17
10/31/2017	Japanese Yen (JPY)	1,350,132.91	1,350,132.91	-
10/31/2017	42800 Aeon Financial Service Co. LTD ORD	1,049,428.85	913,070.23	(136,358.62)
10/31/2017	Japanese Yen (JPY)	913,070.23	913,070.23	-
10/31/2017	20600 Technopro Holdings Inc. ORD	863,687.78	920,405.35	56,717.57
10/31/2017	Japanese Yen (JPY)	920,405.35	920,405.35	-
10/31/2017	18400 Yamaha Corp.	668,559.25	705,389.46	36,830.21
10/31/2017	Japanese Yen (JPY)	705,389.46	704,803.31	(586.15)

TOTAL GAINS				26,358,444.19
TOTAL LOSSES				(1,810,883.06)

		132,560,662.67	157,108,223.80	24,547,561.13
=====				

Attachment B

F.M. Kirby Foundation
 REALIZED GAINS AND LOSSES
 F.M. KIRBY FOUNDATION, INC.
 PORTION OF THE ACCOUNT MANAGED BY
 OAKTREE CAPITAL MANAGEMENT
 From 01-01-17 Through 11-30-17

Date	Quantity	Security	Cost Basis	Proceeds	Gain Or Loss
-----	-----	-----	-----	-----	-----
1/3/2017	50000	Citrix Systems Inc 144A 0.500% Due 04-15-19	53,577.88	58,048.75	4,470.87
1/3/2017	25000	Array Bio Inc 3.000% Due 06-01-20	27,171.25	34,463.38	7,292.13
1/3/2017	30000	Allscripts Healthcare 1.250% Due 07-01-20	31,757.17	28,569.30	(3,187.87)
1/3/2017	55000	J2 Global Communications 3.250% Due 06-15-29	58,501.15	72,745.92	14,244.77
1/4/2017	110000	Allscripts Healthcare 1.250% Due 07-01-20	116,442.97	104,593.94	(11,849.03)
1/4/2017	15000	Array Bio Inc 3.000% Due 06-01-20	16,302.75	20,925.84	4,623.09
1/4/2017	55000	J2 Global Communications 3.250% Due 06-15-29	58,501.15	73,728.38	15,227.23
1/4/2017	55000	Cardtronics Inc 1.000% Due 12-01-20	55,360.52	65,807.06	10,446.54
1/4/2017	40000	Evolent Health Inc. 144A 2.000% Due 12-01-21	40,201.52	39,546.08	(655.44)
1/4/2017	50000	Citrix Systems Inc 144A 0.500% Due 04-15-19	53,577.88	58,196.90	4,619.02
1/4/2017	45000	Vipshop Holding LTD 1.500% Due 03-15-19	49,012.47	44,887.50	(4,124.97)
1/5/2017	1100	American Tower Corp CV 5.5% PFD	111,977.89	114,407.63	2,429.74
1/5/2017	20000	Array Bio Inc 3.000% Due 06-01-20	21,737.00	28,321.92	6,584.92
1/5/2017	40000	J2 Global Communications 3.250% Due 06-15-29	42,546.29	53,320.24	10,773.95
1/5/2017	85000	Evolent Health Inc. 144A 2.000% Due 12-01-21	85,428.22	83,627.34	(1,800.88)
1/5/2017	25000	Huron Consulting Group I 144A 1.250% Due 10-01-19	25,279.69	24,150.80	(1,128.89)
1/6/2017	90000	InterDigital Inc. 1.500% Due 03-01-20	94,443.17	119,285.19	24,842.02
1/6/2017	45000	Vipshop Holding LTD 1.500% Due 03-15-19	49,012.47	44,851.50	(4,160.97)
1/6/2017	45000	J2 Global Communications 3.250% Due 06-15-29	47,864.57	60,472.08	12,607.51
1/6/2017	90000	Pattern Energy Group Inc. 4.000% Due 07-15-20	88,901.13	88,049.79	(851.34)
1/6/2017	45000	Vipshop Holding LTD 1.500% Due 03-15-19	49,012.47	44,943.75	(4,068.72)
1/6/2017	45000	Evolent Health Inc. 144A 2.000% Due 12-01-21	45,226.70	45,534.11	307.41
1/9/2017	65000	Pattern Energy Group Inc. 4.000% Due 07-15-20	64,206.37	63,388.59	(817.78)
1/9/2017	5000	Huron Consulting Group I 144A	5,055.94	4,812.50	(243.44)

		1.250% Due 10-01-19			
1/9/2017	20000	Herbalife LTD 144A	18,881.56	18,475.00	(406.56)
		2.000% Due 08-15-19			
1/9/2017	130000	Herbalife LTD 144A	122,730.11	119,943.46	(2,786.65)
		2.000% Due 08-15-19			
1/9/2017	95000	Vipshop Holding LTD	103,470.77	94,620.00	(8,850.77)
		1.500% Due 03-15-19			
1/9/2017	40000	Evolent Health Inc. 144A	40,201.52	39,975.84	(225.68)
		2.000% Due 12-01-21			
1/9/2017	1700	American Tower Corp CV 5.5% PFD	173,056.74	176,201.16	3,144.42
1/10/2017	85000	Vipshop Holding LTD	92,579.11	84,681.25	(7,897.86)
		1.500% Due 03-15-19			
1/10/2017	85000	Herbalife LTD 144A	80,246.61	78,210.54	(2,036.07)
		2.000% Due 08-15-19			
1/10/2017	55000	Herbalife LTD 144A	51,924.28	50,600.00	(1,324.28)
		2.000% Due 08-15-19			
1/10/2017	25000	NRG Yield Inc. 144A	24,572.96	24,162.55	(410.41)
		3.250% Due 06-01-20			
1/10/2017	15000	Huron Consulting Group I 144A	15,167.82	14,437.98	(729.84)
		1.250% Due 10-01-19			
1/10/2017	40000	Pattern Energy Group Inc.	39,511.61	39,003.80	(507.81)
		4.000% Due 07-15-20			
1/10/2017	90000	Depomed Inc.	103,951.21	106,100.46	2,149.25
		2.500% Due 09-01-21			
1/10/2017	45000	Evolent Health Inc. 144A	45,226.70	45,537.89	311.19
		2.000% Due 12-01-21			
1/11/2017	110000	Vipshop Holding LTD	119,808.26	109,307.00	(10,501.26)
		1.500% Due 03-15-19			
1/11/2017	45000	Pattern Energy Group Inc.	44,450.57	43,931.25	(519.32)
		4.000% Due 07-15-20			
1/11/2017	2700	American Tower Corp CV 5.5% PFD	274,854.82	276,567.13	1,712.31
1/11/2017	20000	Huron Consulting Group I 144A	20,223.76	19,218.00	(1,005.76)
		1.250% Due 10-01-19			
1/11/2017	85000	Herbalife LTD 144A	80,246.61	78,115.00	(2,131.61)
		2.000% Due 08-15-19			
1/11/2017	25000	Synchronoss Technologies	26,574.21	26,156.25	(417.96)
		0.750% Due 08-15-19			
1/11/2017	15000	Array Bio Inc	16,302.75	22,193.27	5,890.52
		3.000% Due 06-01-20			
1/11/2017	35000	Evolent Health Inc. 144A	35,176.33	35,708.82	532.49
		2.000% Due 12-01-21			
1/11/2017	5000	Herbalife LTD 144A	4,720.39	4,625.00	(95.39)
		2.000% Due 08-15-19			
1/12/2017	45000	Green Plains Inc. 144A	46,025.76	49,201.88	3,176.11
		4.125% Due 09-01-22			
1/12/2017	40000	Pattern Energy Group Inc.	39,511.61	38,960.00	(551.61)
		4.000% Due 07-15-20			
1/12/2017	175000	Euronet Worldwide Inc.	190,140.01	203,546.88	13,406.87
		1.500% Due 10-01-44			
1/12/2017	15000	Huron Consulting Group I 144A	15,167.82	14,418.75	(749.07)
		1.250% Due 10-01-19			
1/12/2017	420000	Herbalife LTD 144A	396,512.66	384,562.50	(11,950.16)
		2.000% Due 08-15-19			
1/12/2017	70000	World Wrestling Entertainment 144A	70,088.24	68,862.50	(1,225.74)
		3.375% Due 12-15-23			
1/12/2017	40000	Evolent Health Inc. 144A	40,201.52	41,448.60	1,247.08

		2.000% Due 12-01-21			
1/13/2017	3000	Depomed Inc.	3,465.04	3,531.20	66.16
		2.500% Due 09-01-21			
1/13/2017	15000	Green Plains Inc. 144A	15,341.92	16,253.73	911.81
		4.125% Due 09-01-22			
1/13/2017	45000	Euronet Worldwide Inc.	48,893.14	52,340.63	3,447.49
		1.500% Due 10-01-44			
1/13/2017	21000	Nuvasive Inc. 144A	22,131.16	27,601.77	5,470.61
		2.250% Due 03-15-21			
1/13/2017	35000	Green Plains Inc. 144A	35,797.82	37,960.02	2,162.20
		4.125% Due 09-01-22			
1/13/2017	10000	Array Bio Inc	10,868.50	16,537.49	5,668.99
		3.000% Due 06-01-20			
1/17/2017	56000	Citrix Systems Inc 144A	60,007.22	65,656.47	5,649.25
		0.500% Due 04-15-19			
1/17/2017	60000	Pattern Energy Group Inc.	59,267.42	59,025.00	(242.42)
		4.000% Due 07-15-20			
1/17/2017	3700	Southwestern Energy Co	109,220.22	86,504.12	(22,716.10)
1/17/2017	50000	Pattern Energy Group Inc.	49,389.52	49,500.00	110.48
		4.000% Due 07-15-20			
1/17/2017	10000	Array Bio Inc	10,868.50	16,754.52	5,886.02
		3.000% Due 06-01-20			
1/17/2017	35000	Synchronoss Technologies	37,203.89	36,288.88	(915.01)
		0.750% Due 08-15-19			
1/18/2017	20000	Medidata Solutions Inc.	21,161.24	21,969.50	808.26
		1.000% Due 08-01-18			
1/18/2017	40000	Pattern Energy Group Inc.	39,511.61	39,700.00	188.39
		4.000% Due 07-15-20			
1/18/2017	27000	Synchronoss Technologies	28,700.14	28,046.25	(653.89)
		0.750% Due 08-15-19			
1/18/2017	45000	Depomed Inc.	51,975.61	52,075.80	100.19
		2.500% Due 09-01-21			
1/19/2017	65000	Pattern Energy Group Inc.	64,206.37	64,675.00	468.63
		4.000% Due 07-15-20			
1/19/2017	55000	Blackstone Mortgage Trust	56,668.92	62,257.14	5,588.22
		5.250% Due 12-01-18			
1/19/2017	55000	Synchronoss Technologies	58,463.25	57,200.00	(1,263.25)
		0.750% Due 08-15-19			
1/19/2017	90000	Synchronoss Technologies	95,667.14	93,656.25	(2,010.89)
		0.750% Due 08-15-19			
1/19/2017	45000	Oasis Petroleum Inc.	53,214.33	60,638.45	7,424.12
		2.625% Due 09-15-23			
1/19/2017	40000	J2 Global Communications	42,546.29	54,792.68	12,246.39
		3.250% Due 06-15-29			
1/19/2017	85000	Liberty Media Corporation 144A	86,686.41	90,548.12	3,861.71
		2.250% Due 09-30-46			
1/19/2017	20000	Array Bio Inc	21,737.00	33,669.84	11,932.84
		3.000% Due 06-01-20			
1/19/2017	45000	Depomed Inc.	51,975.61	51,458.13	(517.48)
		2.500% Due 09-01-21			
1/19/2017	40000	InterDigital Inc.	41,974.74	53,294.40	11,319.66
		1.500% Due 03-01-20			
1/19/2017	55000	Starwood Property Trust	55,132.59	60,205.20	5,072.61
		4.550% Due 03-01-18			
1/19/2017	20000	Live Nation Entertainment	21,523.07	21,524.18	1.11
		2.500% Due 05-15-19			

1/19/2017	25000	Euronet Worldwide Inc. 1.500% Due 10-01-44	27,162.86	29,282.03	2,119.17
1/19/2017	90000	Liberty Media Corporation 1.375% Due 10-15-23	90,911.72	96,854.85	5,943.13
1/20/2017	59000	Liberty Media Corporation 1.375% Due 10-15-23	59,597.68	63,572.50	3,974.82
1/20/2017	12000	Liberty Media Corporation 1.375% Due 10-15-23	12,121.56	12,945.00	823.44
1/20/2017	10000	Array Bio Inc 3.000% Due 06-01-20	10,868.50	17,032.85	6,164.35
1/20/2017	3000	Cardtronics Inc 1.000% Due 12-01-20	3,019.66	3,556.41	536.75
1/20/2017	151000	Depomed Inc. 2.500% Due 09-01-21	174,407.04	171,893.72	(2,513.32)
1/20/2017	220000	Medidata Solutions Inc. 1.000% Due 08-01-18	232,773.61	237,751.36	4,977.75
1/20/2017	15000	Blackstone Mortgage Trust 5.250% Due 12-01-18	15,455.16	17,016.45	1,561.29
1/20/2017	12000	Rovi Corp. 0.500% Due 03-01-20	11,365.67	12,026.05	660.38
1/23/2017	35000	Euronet Worldwide Inc. 1.500% Due 10-01-44	38,028.00	40,254.62	2,226.62
1/23/2017	23000	Dish Network Corp 144A 3.375% Due 08-15-26	23,990.18	27,448.43	3,458.25
1/23/2017	90000	Synchronoss Technologies 0.750% Due 08-15-19	95,667.14	94,612.50	(1,054.64)
1/23/2017	10000	Seacor Holdings Inc. 3.000% Due 11-15-28	7,830.42	8,926.07	1,095.65
1/23/2017	1333	Southwestern Energy Co	13,084.97	12,216.29	(868.68)
1/23/2017	15000	CSG Systems Int'l Inc. 144A 4.250% Due 03-15-36	15,650.92	16,748.10	1,097.18
1/23/2017	4400	Southwestern Energy Co	129,883.51	97,228.21	(32,655.30)
1/23/2017	17000	Spectranetics Corp. 2.625% Due 06-01-34	15,171.30	17,845.85	2,674.55
1/23/2017	50000	Medidata Solutions Inc. 1.000% Due 08-01-18	52,903.09	53,784.05	880.96
1/24/2017	5000	Clovis Oncology Inc. 2.500% Due 09-15-21	4,874.25	6,230.63	1,356.38
1/24/2017	45000	Euronet Worldwide Inc. 1.500% Due 10-01-44	48,893.14	51,660.00	2,766.86
1/24/2017	195000	Euronet Worldwide Inc. 1.500% Due 10-01-44	211,870.29	224,250.00	12,379.71
1/24/2017	5000	SM Energy Co. 1.500% Due 07-01-21	5,122.44	5,635.47	513.03
1/24/2017	4600	Southwestern Energy Co	135,787.30	105,198.33	(30,588.97)
1/24/2017	12000	InterDigital Inc. 1.500% Due 03-01-20	12,592.42	16,376.12	3,783.70
1/24/2017	15000	Chesapeake Energy Corp 144A 5.500% Due 09-15-26	15,281.41	16,537.50	1,256.09
1/24/2017	10000	Tutor Perini Corp 144A 2.875% Due 06-15-21	10,454.90	11,751.25	1,296.35
1/24/2017	20000	Array Bio Inc 3.000% Due 06-01-20	21,737.00	33,086.80	11,349.80
1/24/2017	5000	Biomarin Pharmaceutical 0.750% Due 10-15-18	5,781.37	5,656.25	(125.12)
1/24/2017	5000	Healthisouth Corp.	5,144.41	5,753.21	608.80

		2.000% Due 12-01-43			
1/24/2017	130000	Medidata Solutions Inc.	137,548.04	140,296.52	2,748.48
		1.000% Due 08-01-18			
1/24/2017	70000	Sucampo Pharmaceuticals 144A	70,000.00	68,072.83	(1,927.17)
		3.250% Due 12-15-21			
1/25/2017	1000	Dycom Industries Inc.	1,048.14	1,094.83	46.69
		0.750% Due 09-15-21			
1/25/2017	15000	Array Bio Inc	16,302.75	25,206.68	8,903.93
		3.000% Due 06-01-20			
1/25/2017	55000	Spirit Realty Capital Inc.	52,784.54	56,614.97	3,830.43
		2.875% Due 05-15-19			
1/25/2017	35000	Healthsouth Corp.	36,010.84	40,416.88	4,406.04
		2.000% Due 12-01-43			
1/25/2017	145000	Nuance Communications	146,252.71	144,923.73	(1,328.98)
		1.500% Due 11-01-35			
1/25/2017	140000	Empire State Realty Trust 144A	139,871.62	160,079.22	20,207.60
		2.625% Due 08-15-19			
1/25/2017	8000	Rovi Corp.	7,577.11	8,022.18	445.07
		0.500% Due 03-01-20			
1/25/2017	40000	Sucampo Pharmaceuticals 144A	40,000.00	38,908.32	(1,091.68)
		3.250% Due 12-15-21			
1/25/2017	5000	Colony Financial Inc.	5,212.98	5,184.97	(28.01)
		5.000% Due 04-15-23			
1/25/2017	35000	Liberty Media Corporation	35,354.56	37,905.00	2,550.44
		1.375% Due 10-15-23			
1/26/2017	10000	Liberty Interactive LLC 144A	10,389.02	11,350.00	960.98
		1.750% Due 09-30-46			
1/26/2017	85000	Blackstone Mortgage Trust	87,579.24	95,980.30	8,401.06
		5.250% Due 12-01-18			
1/26/2017	20000	Array Bio Inc	21,737.00	33,588.80	11,851.80
		3.000% Due 06-01-20			
1/26/2017	45000	Macquarie Infrastructure	45,335.89	45,112.55	(223.34)
		2.000% Due 10-01-23			
1/26/2017	45000	Sucampo Pharmaceuticals 144A	45,000.00	43,767.00	(1,233.00)
		3.250% Due 12-15-21			
1/27/2017	244000	Huron Consulting Group I 144A	246,729.81	233,630.00	(13,099.81)
		1.250% Due 10-01-19			
1/27/2017	20000	Sucampo Pharmaceuticals 144A	20,000.00	19,518.62	(481.38)
		3.250% Due 12-15-21			
1/27/2017	100	Bunge Limited 4.875% CV PFD	9,220.14	9,922.34	702.20
1/27/2017	25000	Micron Technology Inc.	20,937.20	25,725.00	4,787.80
		3.000% Due 11-15-43			
1/27/2017	10000	Horizon Pharma INV LTD	9,671.51	9,539.80	(131.71)
		2.500% Due 03-15-22			
1/27/2017	65000	Zillow Inc. 144A	65,560.34	66,267.50	707.16
		2.000% Due 12-01-21			
1/27/2017	5000	Ironwood Pharmaceuticals	4,953.18	5,454.18	501.00
		2.250% Due 06-15-22			
1/27/2017	10000	World Wrestling Entertainment 144A	10,012.61	10,041.71	29.10
		3.375% Due 12-15-23			
1/30/2017	90000	Huron Consulting Group I 144A	91,006.90	85,905.00	(5,101.90)
		1.250% Due 10-01-19			
1/30/2017	50000	Sucampo Pharmaceuticals 144A	50,000.00	48,213.10	(1,786.90)
		3.250% Due 12-15-21			
1/30/2017	11000	Apollo Commercial Real Estate Finance	11,315.09	11,659.14	344.05
		5.500% Due 03-15-19			

1/30/2017	21000	Array Bio Inc 3.000% Due 06-01-20	22,823.85	33,979.70	11,155.85
1/31/2017	50000	Liberty Media Corporation 1.375% Due 10-15-23	50,506.51	54,035.50	3,528.99
1/31/2017	95000	Sucampo Pharmaceuticals 144A 3.250% Due 12-15-21	95,000.00	92,414.67	(2,585.33)
1/31/2017	19000	Array Bio Inc 3.000% Due 06-01-20	20,650.15	31,353.80	10,703.65
1/31/2017	95000	Spirit Realty Capital Inc. 2.875% Due 05-15-19	91,173.30	97,236.59	6,063.29
2/1/2017	185000	Citrix Systems Inc 144A 0.500% Due 04-15-19	198,238.15	211,603.00	13,364.85
2/1/2017	85000	Huron Consulting Group I 144A 1.250% Due 10-01-19	85,950.96	80,856.25	(5,094.71)
2/1/2017	195000	Rovi Corp. 0.500% Due 03-01-20	184,692.09	190,710.00	6,017.91
2/1/2017	20000	Sucampo Pharmaceuticals 144A 3.250% Due 12-15-21	20,000.00	19,421.78	(578.22)
2/1/2017	46000	Huron Consulting Group I 144A 1.250% Due 10-01-19	46,514.64	43,734.41	(2,780.23)
2/1/2017	55000	Blackstone Mortgage Trust 5.250% Due 12-01-18	56,668.92	61,333.14	4,664.22
2/2/2017	80000	Spirit Realty Capital Inc. 2.875% Due 05-15-19	76,777.51	81,870.08	5,092.57
2/2/2017	45000	Liberty Media Corporation 1.375% Due 10-15-23	45,455.86	49,185.68	3,729.82
2/2/2017	110000	CSG Systems Int'l Inc. 144A 4.250% Due 03-15-36	114,773.44	113,840.21	(933.23)
2/2/2017	95000	Horizon Pharma INV LTD 2.500% Due 03-15-22	91,879.37	91,074.70	(804.67)
2/2/2017	35000	CSG Systems Int'l Inc. 144A 4.250% Due 03-15-36	36,518.82	36,414.35	(104.47)
2/3/2017	180000	Rovi Corp. 0.500% Due 03-01-20	170,485.01	175,896.00	5,410.99
2/3/2017	3000	Portfolio Recovery Associates 3.000% Due 08-01-20	2,970.94	2,863.32	(107.62)
2/3/2017	70000	CSG Systems Int'l Inc. 144A 4.250% Due 03-15-36	73,037.65	73,019.17	(18.48)
2/3/2017	5000	Insulet Corporation 144A 1.250% Due 09-15-21	5,018.45	4,989.29	(29.16)
2/6/2017	20000	Live Nation Entertainment 2.500% Due 05-15-19	21,523.07	21,700.00	176.93
2/6/2017	50000	Dycom Industries Inc. 0.750% Due 09-15-21	52,406.88	53,699.35	1,292.47
2/6/2017	4000	Southwestern Energy Co	118,075.92	91,295.61	(26,780.31)
2/6/2017	155000	Wells Fargo & Co. Mtn. 0.000% Due 11-06-23	155,000.00	167,902.20	12,902.20
2/6/2017	56	Belden Inc CV PFD	5,663.95	5,954.93	290.98
2/6/2017	60000	Horizon Pharma INV LTD 2.500% Due 03-15-22	58,029.08	57,850.92	(178.16)
2/6/2017	40000	Synchronoss Technologies 0.750% Due 08-15-19	42,518.73	41,266.00	(1,252.73)
2/7/2017	185000	Rovi Corp. 0.500% Due 03-01-20	175,220.70	181,300.00	6,079.30
2/7/2017	45000	Live Nation Entertainment 2.500% Due 05-15-19	48,426.92	48,763.13	336.21

2/7/2017	40000	Synchronoss Technologies 0.750% Due 08-15-19	42,518.73	41,000.00	(1,518.73)
2/7/2017	35000	Clovis Oncology Inc. 2.500% Due 09-15-21	34,119.73	44,016.46	9,896.73
2/7/2017	100000	Spirit Realty Capital Inc. 2.875% Due 05-15-19	95,971.89	102,444.00	6,472.11
2/7/2017	90000	Liberty Media Corporation 1.375% Due 10-15-23	90,911.72	97,966.44	7,054.72
2/7/2017	45000	Apollo Commercial Real Estate Finance 5.500% Due 03-15-19	46,288.99	47,572.34	1,283.35
2/7/2017	45000	Synchronoss Technologies 0.750% Due 08-15-19	47,833.57	46,088.01	(1,745.56)
2/8/2017	70000	Apollo Commercial Real Estate Finance 5.500% Due 03-15-19	72,005.10	73,879.40	1,874.30
2/8/2017	55000	Synchronoss Technologies 0.750% Due 08-15-19	58,463.25	55,618.75	(2,844.50)
2/8/2017	80000	Akamai Technologies Inc. 0.000% Due 05-15-19	84,510.65	81,800.00	(2,710.65)
2/8/2017	100000	Zillow Inc. 144A 2.000% Due 12-01-21	100,862.07	100,643.80	(218.27)
2/8/2017	35000	Synchronoss Technologies 0.750% Due 08-15-19	37,203.89	35,414.86	(1,789.03)
2/9/2017	25000	Apollo Commercial Real Estate Finance 5.500% Due 03-15-19	25,716.11	26,427.33	711.22
2/9/2017	35000	Zillow Inc. 144A 2.000% Due 12-01-21	35,301.72	34,881.70	(420.02)
2/9/2017	190000	Microchip Technology Inc. 1.625% Due 02-15-25	194,832.36	266,760.00	71,927.64
2/9/2017	72000	Synchronoss Technologies 0.750% Due 08-15-19	76,533.72	71,038.44	(5,495.28)
2/10/2017	85000	Akamai Technologies Inc. 0.000% Due 05-15-19	89,792.56	86,939.45	(2,853.11)
2/10/2017	35000	Macquarie Infrastructure 2.000% Due 10-01-23	35,261.25	34,581.23	(680.02)
2/10/2017	95000	General Cable Corporation 4.500% Due 11-15-29	72,187.11	70,596.88	(1,590.23)
2/10/2017	50000	Ctrip.com Intl LTD 144A 1.250% Due 09-15-22	50,000.00	49,778.55	(221.45)
2/10/2017	15000	CSG Systems Int'l Inc. 144A 4.250% Due 03-15-36	15,650.92	15,717.48	66.56
2/10/2017	85000	Dish Network Corp 144A 3.375% Due 08-15-26	88,659.36	101,615.12	12,955.76
2/10/2017	45000	NRG Yield Inc. 144A 3.250% Due 06-01-20	44,231.33	44,284.05	52.72
2/10/2017	35000	Starwood Property Trust 4.550% Due 03-01-18	35,084.37	38,504.83	3,420.46
2/10/2017	95000	Horizon Pharma INV LTD 2.500% Due 03-15-22	91,879.37	90,653.47	(1,225.90)
2/10/2017	90000	Dycom Industries Inc. 0.750% Due 09-15-21	94,332.38	96,725.70	2,393.32
2/10/2017	90000	Zillow Inc. 144A 2.000% Due 12-01-21	90,775.86	90,371.97	(403.89)
2/10/2017	140000	Cardtronics Inc 1.000% Due 12-01-20	140,917.68	150,842.72	9,925.04
2/13/2017	55000	Cardtronics Inc 1.000% Due 12-01-20	55,360.52	58,815.63	3,455.11

2/13/2017	170000	Akamai Technologies Inc. 0.000% Due 05-15-19	179,585.12	172,975.00	(6,610.12)
2/13/2017	35000	Live Nation Entertainment 2.500% Due 05-15-19	37,665.38	37,961.84	296.46
2/13/2017	55000	Scorpio Tankers Inc 144A 2.375% Due 07-01-19	49,716.00	47,435.85	(2,280.15)
2/13/2017	25000	Cheniere Energy Inc. 4.250% Due 03-15-45	19,054.34	16,870.35	(2,183.99)
2/14/2017	30000	Cardtronics Inc 1.000% Due 12-01-20	30,196.65	32,081.25	1,884.60
2/14/2017	180000	Liberty Media Corporation 1.375% Due 10-15-23	181,823.45	194,373.00	12,549.55
2/14/2017	65000	Akamai Technologies Inc. 0.000% Due 05-15-19	68,664.90	66,186.58	(2,478.32)
2/14/2017	40000	Akamai Technologies Inc. 0.000% Due 05-15-19	42,255.32	40,775.64	(1,479.68)
2/14/2017	50000	CSG Systems Int'l Inc. 144A 4.250% Due 03-15-36	52,169.75	52,535.50	365.75
2/14/2017	30000	Helix Energy Solutions 4.250% Due 05-01-22	31,138.84	31,312.50	173.66
2/14/2017	285000	Horizon Pharma INV LTD 2.500% Due 03-15-22	275,638.12	271,023.60	(4,614.52)
2/16/2017	40000	Blackhawk Network Hold 144A 1.500% Due 01-15-22	40,711.04	39,600.00	(1,111.04)
2/16/2017	175000	Nabors Industries Inc. 144A 0.750% Due 01-15-24	178,894.66	172,884.43	(6,010.23)
2/16/2017	20000	Blackhawk Network Hold 144A 1.500% Due 01-15-22	20,355.52	19,860.88	(494.64)
2/16/2017	40000	Blackhawk Network Hold 144A 1.500% Due 01-15-22	40,711.04	39,626.36	(1,084.68)
2/17/2017	85000	Akamai Technologies Inc. 0.000% Due 05-15-19	89,792.56	85,815.32	(3,977.24)
2/17/2017	5000	Green Plains Inc. 144A 4.125% Due 09-01-22	5,194.52	5,437.50	242.98
2/17/2017	40000	InterDigital Inc. 1.500% Due 03-01-20	41,974.74	58,064.96	16,090.22
2/17/2017	35000	Macquarie Infrastructure 2.000% Due 10-01-23	35,261.25	34,584.38	(676.87)
2/17/2017	15000	Micron Technology Inc. 3.000% Due 11-15-43	12,562.32	15,130.59	2,568.27
2/17/2017	30000	Micron Technology Inc. 3.000% Due 11-15-43	25,124.64	30,337.50	5,212.86
2/17/2017	45000	CSG Systems Int'l Inc. 144A 4.250% Due 03-15-36	46,952.77	47,411.15	458.38
2/17/2017	55000	Finisar Corporation 0.500% Due 12-15-33	63,435.66	68,723.88	5,288.22
2/17/2017	10000	General Cable Corporation 4.500% Due 11-15-29	7,598.64	7,297.85	(300.79)
2/17/2017	10000	Seacor Holdings Inc. 3.000% Due 11-15-28	7,830.42	8,959.88	1,129.46
2/17/2017	140000	Nabors Industries Inc. 144A 0.750% Due 01-15-24	143,115.73	137,999.12	(5,116.61)
2/17/2017	5000	Starwood Property Trust 4.550% Due 03-01-18	5,012.05	5,485.63	473.58
2/21/2017	20000	Ensco Jersey Finance LTD 144A 3.000% Due 01-31-24	21,103.91	21,252.98	149.07

2/21/2017	35000	InterDigital Inc. 1.500% Due 03-01-20	36,727.90	51,426.69	14,698.79
2/21/2017	10000	Starwood Property Trust 4.550% Due 03-01-18	10,024.11	11,025.00	1,000.89
2/21/2017	15000	Cypress Semiconductor Co. 144A 4.500% Due 01-15-22	15,988.67	17,959.01	1,970.34
2/21/2017	55000	Macquarie Infrastructure 2.000% Due 10-01-23	55,410.53	54,175.00	(1,235.53)
2/21/2017	15000	Micron Technology Inc. 3.000% Due 11-15-43	12,562.32	15,289.50	2,727.18
2/21/2017	50000	Akamai Technologies Inc. 0.000% Due 05-15-19	52,819.15	50,553.90	(2,265.25)
2/21/2017	50000	Akamai Technologies Inc. 0.000% Due 05-15-19	52,819.15	50,540.50	(2,278.65)
2/21/2017	20000	Amtrust Financial Services 2.750% Due 12-15-44	17,928.71	17,625.00	(303.71)
2/21/2017	20000	Healthsouth Corp. 2.000% Due 12-01-43	20,577.62	24,310.00	3,732.38
2/21/2017	50000	Macquarie Infrastructure 2.000% Due 10-01-23	50,373.21	49,177.60	(1,195.61)
2/21/2017	35000	Nabors Industries Inc. 144A 0.750% Due 01-15-24	35,778.93	34,677.41	(1,101.52)
2/22/2017	20000	Aeojet Rocketdyne Holding 144A 2.250% Due 12-15-23	20,281.72	20,287.30	5.58
2/22/2017	90000	Macquarie Infrastructure 2.000% Due 10-01-23	90,671.78	88,537.50	(2,134.28)
2/22/2017	5000	Biomarin Pharmaceutical 0.750% Due 10-15-18	5,781.37	5,845.00	63.63
2/22/2017	10000	Ezcorp Inc. 2.125% Due 06-15-19	9,181.24	9,337.50	156.26
2/22/2017	5000	Rovi Corp. 0.500% Due 03-01-20	4,749.53	4,987.50	237.97
2/22/2017	20000	Electronics for Imaging 0.750% Due 09-01-19	20,577.15	21,252.02	674.87
2/22/2017	245000	Nabors Industries Inc. 144A 0.750% Due 01-15-24	250,452.52	240,527.77	(9,924.75)
2/22/2017	15000	CTrip.com International LTD. 1.000% Due 07-01-20	15,461.86	16,366.98	905.12
2/22/2017	10000	On Semiconductor Corp 1.000% Due 12-01-20	10,278.80	11,180.00	901.20
2/22/2017	45000	Akamai Technologies Inc. 0.000% Due 05-15-19	47,537.24	45,443.12	(2,094.12)
2/23/2017	10000	EnSCO Jersey Finance LTD 144A 3.000% Due 01-31-24	10,551.95	10,695.00	143.05
2/23/2017	50000	Nabors Industries Inc. 144A 0.750% Due 01-15-24	51,112.76	48,750.00	(2,362.76)
2/23/2017	10000	Teradyne Inc. 144A 1.250% Due 12-15-23	10,419.73	11,280.80	861.07
2/23/2017	15000	CSG Systems Int'l Inc. 144A 4.250% Due 03-15-36	15,650.92	15,757.91	106.99
2/23/2017	5000	Healthsouth Corp. 2.000% Due 12-01-43	5,144.41	5,964.63	820.22
2/23/2017	95000	InterDigital Inc. 1.500% Due 03-01-20	99,690.01	123,910.02	24,220.01
2/23/2017	5000	Nice Systems Inc 144A 1.250% Due 01-15-24	5,161.11	5,270.00	108.89

2/23/2017	100000	Chesapeake Energy Corp 144A 5.500% Due 09-15-26	101,876.07	99,472.20	(2,403.87)
2/23/2017	5000	MGIC Investment Corp 144A 9.000% Due 04-01-63	6,361.85	6,443.75	81.90
2/23/2017	5000	Liberty Media Corporation 144A 2.250% Due 09-30-46	5,099.20	5,343.75	244.55
2/23/2017	5000	Insulet Corporation 144A 1.250% Due 09-15-21	5,018.45	5,135.00	116.55
2/23/2017	90000	SM Energy Co. 1.500% Due 07-01-21	92,203.96	89,744.58	(2,459.38)
2/23/2017	60000	Micron Technology Inc. 3.000% Due 11-15-43	50,249.28	60,309.72	10,060.44
2/24/2017	85000	Microchip Technology Inc. 144A 2.250% Due 02-15-37	85,000.00	86,160.42	1,160.42
2/24/2017	50000	Micron Technology Inc. 3.000% Due 11-15-43	41,874.40	50,027.00	8,152.60
2/24/2017	70000	Nabors Industries Inc. 144A 0.750% Due 01-15-24	71,557.86	67,515.00	(4,042.86)
2/24/2017	20000	Nabors Industries Inc. 144A 0.750% Due 01-15-24	20,445.10	19,270.00	(1,175.10)
2/24/2017	35000	Nuvasive Inc. 144A 2.250% Due 03-15-21	36,885.26	47,975.17	11,089.91
2/24/2017	5000	Clovis Oncology Inc. 2.500% Due 09-15-21	4,874.25	6,218.75	1,344.50
2/24/2017	90000	Micron Technology Inc. 3.000% Due 11-15-43	75,373.92	89,941.59	14,567.67
2/24/2017	105000	Chesapeake Energy Corp 144A 5.500% Due 09-15-26	106,969.87	105,525.00	(1,444.87)
2/24/2017	5000	PDC Energy Inc. 1.125% Due 09-15-21	5,135.99	5,512.50	376.51
2/24/2017	55000	SM Energy Co. 1.500% Due 07-01-21	56,346.86	54,773.57	(1,573.29)
2/27/2017	5000	Citrix Systems Inc 144A 0.500% Due 04-15-19	5,357.79	6,068.75	710.96
2/27/2017	5000	Ironwood Pharmaceuticals 2.250% Due 06-15-22	5,018.37	6,071.88	1,053.51
2/27/2017	10000	Weatherford Bermuda 5.875% Due 07-01-21	10,640.13	11,937.50	1,297.37
2/27/2017	20000	Micron Technology Inc. 3.000% Due 11-15-43	16,749.76	20,200.00	3,450.24
2/27/2017	60000	Micron Technology Inc. 3.000% Due 11-15-43	50,249.28	60,680.04	10,430.76
2/28/2017	65000	Dish Network Corp 144A 3.375% Due 08-15-26	67,798.33	78,500.63	10,702.30
2/28/2017	60000	Micron Technology Inc. 3.000% Due 11-15-43	50,249.28	60,088.56	9,839.28
2/28/2017	95000	Macquarie Infrastructure 2.000% Due 10-01-23	95,709.10	93,337.50	(2,371.60)
2/28/2017	95000	Akamai Technologies Inc. 0.000% Due 05-15-19	100,356.39	95,437.19	(4,919.20)
2/28/2017	95000	Microchip Technology Inc. 144A 2.250% Due 02-15-37	95,000.00	96,372.94	1,372.94
2/28/2017	345000	SM Energy Co. 1.500% Due 07-01-21	353,448.50	340,878.63	(12,569.87)
2/28/2017	50000	Cardtronics Inc 1.000% Due 12-01-20	50,327.74	52,889.30	2,561.56

2/28/2017	45000	Nabors Industries Inc. 144A 0.750% Due 01-15-24	46,001.48	43,733.48	(2,268.00)
3/1/2017	335000	Akamai Technologies Inc. 0.000% Due 05-15-19	353,888.33	336,763.78	(17,124.55)
3/1/2017	30000	Nabors Industries Inc. 144A 0.750% Due 01-15-24	30,667.66	29,441.52	(1,226.14)
3/1/2017	10000	Portfolio Recovery Associates 3.000% Due 08-01-20	9,903.12	9,162.50	(740.62)
3/1/2017	95000	Macquarie Infrastructure 2.000% Due 10-01-23	95,709.10	92,927.86	(2,781.24)
3/2/2017	45000	Nabors Industries Inc. 144A 0.750% Due 01-15-24	46,001.48	43,645.50	(2,355.98)
3/2/2017	105000	Chesapeake Energy Corp 144A 5.500% Due 09-15-26	106,969.87	103,509.00	(3,460.87)
3/3/2017	75000	Priceline.com Inc. 0.350% Due 06-15-20	80,863.58	105,226.05	24,362.47
3/3/2017	95000	Nabors Industries Inc. 144A 0.750% Due 01-15-24	97,114.24	91,930.55	(5,183.69)
3/3/2017	45000	Nuvasive Inc. 144A 2.250% Due 03-15-21	47,423.91	62,164.76	14,740.85
3/3/2017	60000	Ensco Jersey Finance LTD 144A 3.000% Due 01-31-24	63,311.72	61,891.86	(1,419.86)
3/3/2017	90000	Macquarie Infrastructure 2.000% Due 10-01-23	90,671.78	88,164.00	(2,507.78)
3/6/2017	15000	Helix Energy Solutions 4.250% Due 05-01-22	15,569.42	15,261.63	(307.79)
3/6/2017	110000	Ensco Jersey Finance LTD 144A 3.000% Due 01-31-24	116,071.49	110,297.11	(5,774.38)
3/6/2017	55000	Nabors Industries Inc. 144A 0.750% Due 01-15-24	56,224.04	52,937.50	(3,286.54)
3/6/2017	60000	Chesapeake Energy Corp 144A 5.500% Due 09-15-26	61,125.64	58,995.54	(2,130.10)
3/6/2017	380000	Microchip Technology Inc. 1.625% Due 02-15-25	389,664.71	543,541.36	153,876.65
3/6/2017	55000	Nuvasive Inc. 144A 2.250% Due 03-15-21	57,962.55	75,229.39	17,266.84
3/7/2017	115000	Nabors Industries Inc. 144A 0.750% Due 01-15-24	117,559.35	110,831.25	(6,728.10)
3/8/2017	45000	Ensco Jersey Finance LTD 144A 3.000% Due 01-31-24	47,483.79	43,916.58	(3,567.21)
3/8/2017	105000	Chesapeake Energy Corp 144A 5.500% Due 09-15-26	106,969.87	99,512.39	(7,457.48)
3/8/2017	55000	Ensco Jersey Finance LTD 144A 3.000% Due 01-31-24	58,035.75	53,069.50	(4,966.25)
3/8/2017	20000	Ezcorp Inc. 2.125% Due 06-15-19	18,362.49	18,600.00	237.51
3/9/2017	17000	Helix Energy Solutions 4.250% Due 05-01-22	17,645.34	16,856.16	(789.18)
3/9/2017	55000	Weatherford Bermuda 5.875% Due 07-01-21	58,520.71	67,687.95	9,167.24
3/9/2017	55000	Weatherford Bermuda 5.875% Due 07-01-21	58,520.71	68,215.40	9,694.69
3/9/2017	90000	Ensco Jersey Finance LTD 144A 3.000% Due 01-31-24	94,967.59	84,010.05	(10,957.54)
3/9/2017	90000	Ensco Jersey Finance LTD 144A 3.000% Due 01-31-24	94,967.59	83,038.95	(11,928.64)

3/9/2017	55000	Ironwood Pharmaceuticals 2.250% Due 06-15-22	55,202.10	70,898.41	15,696.31
3/9/2017	50000	Macquarie Infrastructure 2.000% Due 10-01-23	50,373.21	48,928.50	(1,444.71)
3/9/2017	95000	Ezcorp Inc. 2.125% Due 06-15-19	87,221.83	88,445.00	1,223.17
3/10/2017	3000	Helix Energy Solutions 4.250% Due 05-01-22	3,113.88	2,985.00	(128.88)
3/10/2017	11000	Helix Energy Solutions 4.250% Due 05-01-22	11,417.57	10,924.55	(493.02)
3/10/2017	145000	Dish Network Corp 144A 3.375% Due 08-15-26	151,242.43	174,140.65	22,898.22
3/10/2017	20000	Macquarie Infrastructure 2.000% Due 10-01-23	20,149.28	19,571.52	(577.76)
3/13/2017	15000	Nuance Communications 1.000% Due 12-15-35	14,068.95	14,208.48	139.53
3/13/2017	75000	Cemex SAB DE SUB 3.720% Due 03-15-20	82,174.84	83,459.78	1,284.94
3/13/2017	40000	Ensco Jersey Finance LTD 144A 3.000% Due 01-31-24	42,207.82	38,089.28	(4,118.54)
3/13/2017	15000	Micron Technology Inc. 3.000% Due 11-15-43	12,562.32	15,712.50	3,150.18
3/13/2017	185000	Dish Network Corp 144A 3.375% Due 08-15-26	192,964.48	221,126.43	28,161.95
3/13/2017	60000	Ensco Jersey Finance LTD 144A 3.000% Due 01-31-24	63,311.72	56,989.80	(6,321.92)
3/13/2017	45000	PDC Energy Inc. 1.125% Due 09-15-21	46,223.93	46,511.96	288.03
3/13/2017	15000	Nuance Communications 1.000% Due 12-15-35	14,068.95	14,237.70	168.75
3/13/2017	35000	Macquarie Infrastructure 2.000% Due 10-01-23	35,261.25	34,275.50	(985.75)
3/13/2017	30000	Dish Network Corp 144A 3.375% Due 08-15-26	31,291.54	35,859.00	4,567.46
3/14/2017	25000	Ensco Jersey Finance LTD 144A 3.000% Due 01-31-24	26,379.88	23,017.25	(3,362.63)
3/14/2017	25000	Finisar Corporation 144A 0.500% Due 12-15-36	25,268.54	24,100.98	(1,167.56)
3/14/2017	115000	Nuance Communications 1.000% Due 12-15-35	107,861.93	107,842.98	(18.95)
3/14/2017	185000	PDC Energy Inc. 1.125% Due 09-15-21	190,031.71	187,165.61	(2,866.10)
3/14/2017	55000	Nuance Communications 1.000% Due 12-15-35	51,586.14	51,535.00	(51.14)
3/14/2017	50000	Nuance Communications 1.000% Due 12-15-35	46,896.49	46,906.25	9.76
3/14/2017	105000	Chesapeake Energy Corp 144A 5.500% Due 09-15-26	106,969.87	99,714.83	(7,255.04)
3/14/2017	35000	Ensco Jersey Finance LTD 144A 3.000% Due 01-31-24	36,931.84	32,302.76	(4,629.08)
3/14/2017	90000	Helix Energy Solutions 4.250% Due 05-01-22	93,416.52	87,412.50	(6,004.02)
3/14/2017	20000	Emerald Oil Inc. 144A 2.000% Due 04-01-19	20,108.57	19,627.36	(481.21)
3/14/2017	95000	Nuance Communications 1.000% Due 12-15-35	89,103.33	89,126.15	22.82

3/15/2017	45000	Ensco Jersey Finance LTD 144A 3.000% Due 01-31-24	47,483.79	42,130.35	(5,353.44)
3/15/2017	145000	Nuance Communications 1.000% Due 12-15-35	135,999.83	135,995.07	(4.76)
3/15/2017	35000	Ensco Jersey Finance LTD 144A 3.000% Due 01-31-24	36,931.84	32,499.95	(4,431.89)
3/15/2017	20000	Emerald Oil Inc. 144A 2.000% Due 04-01-19	20,108.57	19,687.50	(421.07)
3/15/2017	35000	Ensco Jersey Finance LTD 144A 3.000% Due 01-31-24	36,931.84	32,598.13	(4,333.71)
3/16/2017	100000	Ensco Jersey Finance LTD 144A 3.000% Due 01-31-24	105,519.54	94,290.00	(11,229.54)
3/16/2017	175000	Rovi Corp. 0.500% Due 03-01-20	166,233.54	168,437.50	2,203.96
3/17/2017	35000	Emerald Oil Inc. 144A 2.000% Due 04-01-19	35,190.00	34,988.84	(201.16)
3/20/2017	15000	Emerald Oil Inc. 144A 2.000% Due 04-01-19	15,081.43	14,979.24	(102.19)
3/20/2017	50000	Chesapeake Energy Corp 144A 5.500% Due 09-15-26	50,938.03	48,039.60	(2,898.43)
3/20/2017	45000	PDC Energy Inc. 1.125% Due 09-15-21	46,223.93	46,405.58	181.65
3/21/2017	55000	Chesapeake Energy Corp 144A 5.500% Due 09-15-26	56,031.84	52,309.02	(3,722.82)
3/21/2017	65000	Microchip Technology Inc. 144A 1.625% Due 02-15-27	65,446.36	64,913.42	(532.94)
3/21/2017	50000	PDC Energy Inc. 1.125% Due 09-15-21	51,359.92	51,103.90	(256.02)
3/21/2017	204000	Horizon Pharma INV LTD 2.500% Due 03-15-22	197,298.87	183,304.20	(13,994.67)
3/21/2017	200	Teva Pharmaceutical CV PFD	131,284.60	116,804.26	(14,480.34)
3/21/2017	40000	Micron Technology Inc. 3.000% Due 11-15-43	33,499.52	41,963.04	8,463.52
3/21/2017	40000	Micron Technology Inc. 3.000% Due 11-15-43	33,499.52	41,728.40	8,228.88
3/22/2017	40000	Chesapeake Energy Corp 144A 5.500% Due 09-15-26	40,750.43	37,607.24	(3,143.19)
3/22/2017	15000	CSG Systems Int'l Inc. 144A 4.250% Due 03-15-36	15,650.92	15,356.25	(294.67)
3/22/2017	100	Teva Pharmaceutical CV PFD	65,642.30	58,214.74	(7,427.56)
3/22/2017	95000	Micron Technology Inc. 3.000% Due 11-15-43	79,561.36	99,771.57	20,210.21
3/22/2017	95000	Microchip Technology Inc. 144A 1.625% Due 02-15-27	95,652.37	95,550.43	(101.94)
3/23/2017	40000	Helix Energy Solutions 4.250% Due 05-01-22	41,518.45	38,300.00	(3,218.45)
3/23/2017	60000	CSG Systems Int'l Inc. 144A 4.250% Due 03-15-36	62,603.70	61,632.00	(971.70)
3/23/2017	65000	Proofpoint Inc. 0.075% Due 06-15-20	62,419.06	74,377.62	11,958.56
3/23/2017	30000	Helix Energy Solutions 4.250% Due 05-01-22	31,138.84	28,680.00	(2,458.84)
3/23/2017	200	Teva Pharmaceutical CV PFD	131,284.60	117,400.65	(13,883.95)
3/24/2017	63000	Chesapeake Energy Corp 144A 5.500% Due 09-15-26	64,181.92	59,996.79	(4,185.13)
3/24/2017	5000	Finisar Corporation	5,766.88	5,685.00	(81.88)

	0.500% Due 12-15-33			
3/24/2017	45000 PDC Energy Inc. 1.125% Due 09-15-21	46,223.93	45,497.66	(726.27)
3/27/2017	85000 Green Plains Inc. 144A 4.125% Due 09-01-22	88,306.84	89,882.40	1,575.56
3/27/2017	20000 Helix Energy Solutions 4.250% Due 05-01-22	20,759.23	19,050.00	(1,709.23)
3/27/2017	45000 Helix Energy Solutions 4.250% Due 05-01-22	46,708.26	42,806.25	(3,902.01)
3/27/2017	55000 Rovi Corp. 0.500% Due 03-01-20	52,244.83	53,006.25	761.42
3/27/2017	95000 PDC Energy Inc. 1.125% Due 09-15-21	97,583.85	95,125.59	(2,458.26)
3/28/2017	45000 Helix Energy Solutions 4.250% Due 05-01-22	46,708.26	42,918.75	(3,789.51)
3/28/2017	15000 Ezc corp Inc. 2.125% Due 06-15-19	13,771.87	13,875.00	103.13
3/28/2017	55000 Rovi Corp. 0.500% Due 03-01-20	52,244.83	53,143.75	898.92
3/28/2017	50000 Envestnet Inc. 1.750% Due 12-15-19	49,255.73	46,283.50	(2,972.23)
3/28/2017	5000 Emerald Oil Inc. 144A 2.000% Due 04-01-19	5,027.14	4,852.50	(174.64)
3/28/2017	15000 Ezc corp Inc. 2.125% Due 06-15-19	13,771.87	13,875.00	103.13
3/29/2017	25000 Emerald Oil Inc. 144A 2.000% Due 04-01-19	25,135.71	24,231.18	(904.53)
3/29/2017	40000 Rovi Corp. 0.500% Due 03-01-20	37,996.24	38,850.04	853.80
3/30/2017	10000 Ezc corp Inc. 2.125% Due 06-15-19	9,181.24	9,261.25	80.01
3/30/2017	95000 Rovi Corp. 0.500% Due 03-01-20	90,241.07	92,031.25	1,790.18
3/30/2017	60000 Clovis Oncology Inc. 2.500% Due 09-15-21	58,490.96	76,959.48	18,468.52
3/30/2017	45000 Envestnet Inc. 1.750% Due 12-15-19	44,330.16	41,660.51	(2,669.65)
3/30/2017	85000 Cypress Semiconductor Co. 144A 4.500% Due 01-15-22	91,200.13	104,785.45	13,585.32
3/30/2017	5000 J2 Global Communications 3.250% Due 06-15-29	5,318.29	6,803.60	1,485.31
3/30/2017	15000 Emerald Oil Inc. 144A 2.000% Due 04-01-19	15,081.43	14,370.12	(711.31)
3/30/2017	10000 Pacira Pharmaceuticals 144A 2.375% Due 04-01-22	10,168.97	10,391.65	222.68
3/30/2017	10000 Rovi Corp. 0.500% Due 03-01-20	9,499.06	9,708.65	209.59
3/30/2017	20000 Ezc corp Inc. 2.125% Due 06-15-19	18,362.49	18,550.00	187.51
3/31/2017	65000 Nuvasive Inc. 2.250% Due 03-15-21	68,501.20	88,863.71	20,362.51
3/31/2017	10000 Ezc corp Inc. 2.125% Due 06-15-19	9,181.24	9,279.46	98.22
3/31/2017	60000 Envestnet Inc. 1.750% Due 12-15-19	59,106.88	55,771.50	(3,335.38)
3/31/2017	30000 Microchip Technology Inc. 144A	30,206.01	30,263.94	57.93

		1.625% Due 02-15-27			
3/31/2017	35000	CSG Systems Int'l Inc. 144A	36,518.82	36,354.78	(164.04)
		4.250% Due 03-15-36			
3/31/2017	55000	Emerald Oil Inc. 144A	55,298.57	52,774.43	(2,524.14)
		2.000% Due 04-01-19			
3/31/2017	50000	Proofpoint Inc.	48,014.66	56,976.35	8,961.69
		0.075% Due 06-15-20			
3/31/2017	65000	Finisar Corporation 144A	65,698.19	63,375.00	(2,323.19)
		0.500% Due 12-15-36			
4/3/2017	135000	Acorda Therapeutics Inc.	124,533.64	108,932.99	(15,600.65)
		1.750% Due 06-15-21			
4/3/2017	20000	Micron Technology Inc.	16,749.76	22,181.00	5,431.24
		3.000% Due 11-15-43			
4/3/2017	45000	Microchip Technology Inc. 144A	45,309.02	45,242.42	(66.60)
		1.625% Due 02-15-27			
4/3/2017	45000	Finisar Corporation 144A	45,483.36	43,774.20	(1,709.16)
		0.500% Due 12-15-36			
4/4/2017	40000	Finisar Corporation 144A	40,429.66	38,551.88	(1,877.78)
		0.500% Due 12-15-36			
4/4/2017	50000	Acorda Therapeutics Inc.	46,123.57	40,157.50	(5,966.07)
		1.750% Due 06-15-21			
4/4/2017	50000	Microchip Technology Inc. 144A	50,343.35	50,677.65	334.30
		1.625% Due 02-15-27			
4/4/2017	25000	Ezcorp Inc.	22,953.11	23,177.25	224.14
		2.125% Due 06-15-19			
4/4/2017	60000	Micron Technology Inc.	50,249.28	66,379.56	16,130.28
		3.000% Due 11-15-43			
4/5/2017	90000	Finisar Corporation	103,803.81	97,423.83	(6,379.98)
		0.500% Due 12-15-33			
4/5/2017	45000	Micron Technology Inc.	37,686.96	49,457.57	11,770.61
		3.000% Due 11-15-43			
4/5/2017	90000	Finisar Corporation	103,803.81	97,200.00	(6,603.81)
		0.500% Due 12-15-33			
4/5/2017	30000	Finisar Corporation 144A	30,322.24	28,707.66	(1,614.58)
		0.500% Due 12-15-36			
4/5/2017	45000	Microchip Technology Inc. 144A	45,309.02	45,317.93	8.91
		1.625% Due 02-15-27			
4/5/2017	70000	Finisar Corporation 144A	70,751.90	66,109.82	(4,642.08)
		0.500% Due 12-15-36			
4/5/2017	30000	Acorda Therapeutics Inc.	27,674.14	24,225.00	(3,449.14)
		1.750% Due 06-15-21			
4/6/2017	95000	Clovis Oncology Inc.	92,610.69	115,481.91	22,871.22
		2.500% Due 09-15-21			
4/6/2017	50000	Micron Technology Inc.	41,874.40	55,264.55	13,390.15
		3.000% Due 11-15-43			
4/6/2017	45000	Biomarin Pharmaceutical	52,032.32	50,468.67	(1,563.65)
		0.750% Due 10-15-18			
4/6/2017	55000	Microchip Technology Inc. 144A	55,377.69	55,560.67	182.98
		1.625% Due 02-15-27			
4/6/2017	95000	Ironwood Pharmaceuticals	95,349.07	115,068.75	19,719.68
		2.250% Due 06-15-22			
4/6/2017	671	Sanchez Energy Corp CV PFD	-	6,346.72	6,346.72
4/7/2017	30000	Clovis Oncology Inc.	29,245.48	35,778.90	6,533.42
		2.500% Due 09-15-21			
4/7/2017	40000	Liberty Interactive LLC 144A	41,556.08	45,780.12	4,224.04
		1.750% Due 09-30-46			

4/7/2017	50000 Finisar Corporation 0.500% Due 12-15-33	57,668.78	53,927.60	(3,741.18)
4/7/2017	50000 Finisar Corporation 144A 0.500% Due 12-15-36	50,537.07	47,250.40	(3,286.67)
4/7/2017	40000 Microchip Technology Inc. 144A 1.625% Due 02-15-27	40,274.68	40,498.92	224.24
4/7/2017	25000 Portfolio Recovery Associates 3.000% Due 08-01-20	24,757.80	22,343.75	(2,414.05)
4/7/2017	10000 CSG Systems Int'l Inc. 144A 4.250% Due 03-15-36	10,433.95	10,289.00	(144.95)
4/7/2017	60000 CSG Systems Int'l Inc. 144A 4.250% Due 03-15-36	62,603.70	61,875.00	(728.70)
4/7/2017	30000 Dish Network Corp 144A 3.375% Due 08-15-26	31,291.54	35,875.32	4,583.78
4/7/2017	50000 Biomarin Pharmaceutical 0.750% Due 10-15-18	57,813.69	56,330.00	(1,483.69)
4/7/2017	35000 Acorda Therapeutics Inc. 1.750% Due 06-15-21	32,286.50	27,411.58	(4,874.92)
4/7/2017	20000 Acorda Therapeutics Inc. 1.750% Due 06-15-21	18,449.43	15,750.00	(2,699.43)
4/7/2017	45000 Cardtronics Inc 1.000% Due 12-01-20	45,294.97	47,642.81	2,347.84
4/10/2017	45000 Microchip Technology Inc. 144A 1.625% Due 02-15-27	45,309.02	45,407.25	98.23
4/10/2017	40000 Finisar Corporation 144A 0.500% Due 12-15-36	40,429.66	37,811.36	(2,618.30)
4/10/2017	95000 Proofpoint Inc. 0.075% Due 06-15-20	91,227.86	106,277.36	15,049.50
4/10/2017	35000 Micron Technology Inc. 3.000% Due 11-15-43	29,312.08	37,887.64	8,575.56
4/10/2017	30000 Finisar Corporation 0.500% Due 12-15-33	34,601.27	32,356.77	(2,244.50)
4/11/2017	40000 Ironwood Pharmaceuticals 2.250% Due 06-15-22	40,146.98	47,629.56	7,482.58
4/11/2017	60000 Clovis Oncology Inc. 2.500% Due 09-15-21	58,490.96	70,611.30	12,120.34
4/11/2017	185000 On Semiconductor Corp 1.000% Due 12-01-20	190,681.06	195,239.94	4,558.88
4/11/2017	92000 Proofpoint Inc. 0.075% Due 06-15-20	88,346.98	103,291.44	14,944.46
4/11/2017	105000 Finisar Corporation 144A 0.500% Due 12-15-36	106,127.85	98,328.62	(7,799.23)
4/11/2017	50000 Micron Technology Inc. 3.000% Due 11-15-43	41,874.40	53,462.60	11,588.20
4/11/2017	45000 Microchip Technology Inc. 144A 1.625% Due 02-15-27	45,309.02	44,911.31	(397.71)
4/11/2017	50000 Micron Technology Inc. 3.000% Due 11-15-43	41,874.40	53,065.45	11,191.05
4/11/2017	5000 Spectranetics Corp. 2.625% Due 06-01-34	4,556.02	5,595.24	1,039.22
4/12/2017	50000 Clovis Oncology Inc. 2.500% Due 09-15-21	48,742.47	58,876.55	10,134.08
4/12/2017	55000 J2 Global Communications 3.250% Due 06-15-29	58,501.15	72,858.61	14,357.46
4/12/2017	50000 InterDigital Inc. 1.500% Due 03-01-20	52,468.43	64,310.65	11,842.22

4/12/2017	15000 Spectranetics Corp. 2.625% Due 06-01-34	13,668.07	16,819.73	3,151.66
4/12/2017	55000 Micron Technology Inc. 3.000% Due 11-15-43	46,061.84	58,115.59	12,053.75
4/12/2017	60000 Microchip Technology Inc. 144A 1.625% Due 02-15-27	60,412.02	59,627.40	(784.62)
4/12/2017	60000 Ironwood Pharmaceuticals 2.250% Due 06-15-22	60,220.47	70,629.84	10,409.37
4/12/2017	155000 Priceline.com Inc. 0.350% Due 06-15-20	167,118.07	218,312.23	51,194.16
4/12/2017	55000 Nuvasive Inc. 2.250% Due 03-15-21	57,962.55	72,934.95	14,972.40
4/12/2017	800 Belden Inc CV PFD	80,913.62	74,584.06	(6,329.56)
4/12/2017	50000 General Cable Corporation 4.500% Due 11-15-29	37,993.22	37,795.70	(197.52)
4/13/2017	95000 Cardtronics Inc 1.000% Due 12-01-20	95,622.71	98,711.46	3,088.75
4/13/2017	20000 Portfolio Recovery Associates 3.000% Due 08-01-20	19,806.24	17,862.50	(1,943.74)
4/13/2017	5000 Liberty Interactive LLC 144A 1.750% Due 09-30-46	5,194.51	5,718.75	524.24
4/18/2017	5000 Finisar Corporation 144A 0.500% Due 12-15-36	5,053.71	4,681.26	(372.45)
4/19/2017	265000 Finisar Corporation 0.500% Due 12-15-33	305,644.55	274,008.94	(31,635.61)
4/19/2017	45000 PDC Energy Inc. 1.125% Due 09-15-21	46,223.93	44,723.03	(1,500.90)
4/19/2017	10000 Scorpio Tankers Inc 144A 2.375% Due 07-01-19	9,039.27	8,975.00	(64.27)
4/19/2017	30000 Cemex SAB DE SUB 3.720% Due 03-15-20	32,869.93	33,367.38	497.45
4/19/2017	40000 CTrip.com International LTD. 1.000% Due 07-01-20	41,231.62	43,156.56	1,924.94
4/20/2017	85000 Nevro Corp 1.750% Due 06-01-21	92,925.85	99,215.40	6,289.55
4/20/2017	21000 PDC Energy Inc. 1.125% Due 09-15-21	21,571.17	20,664.97	(906.20)
4/20/2017	30000 PDC Energy Inc. 1.125% Due 09-15-21	30,815.95	29,694.00	(1,121.95)
4/20/2017	30000 Dish Network Corp 144A 3.375% Due 08-15-26	31,291.54	35,100.69	3,809.15
4/20/2017	900 Sanchez Energy Corp CV PFD	40,800.81	29,812.50	(10,988.31)
4/20/2017	95000 Proofpoint Inc. 0.075% Due 06-15-20	91,227.86	105,826.30	14,598.44
4/20/2017	800 Sanchez Energy Corp CV PFD	36,267.38	26,500.00	(9,767.38)
4/20/2017	100000 General Cable Corporation 4.500% Due 11-15-29	75,986.43	76,010.70	24.27
4/20/2017	10000 Emerald Oil Inc. 144A 2.000% Due 04-01-19	10,054.29	9,637.50	(416.79)
4/20/2017	55000 Portfolio Recovery Associates 3.000% Due 08-01-20	54,467.17	49,610.00	(4,857.17)
4/20/2017	25000 Encore Capital Group Inc. 3.000% Due 07-01-20	25,355.40	24,138.28	(1,217.12)
4/20/2017	32000 Integrated Device Tech 0.875% Due 11-15-22	33,728.11	32,215.55	(1,512.56)
4/20/2017	27000 Integrated Device Tech	28,458.09	27,341.01	(1,117.08)

	0.875% Due 11-15-22			
4/20/2017	3 Allergan PLC 5.5% CV PFD	2,500.62	2,538.76	38.14
4/21/2017	1000 Belden Inc CV PFD	101,142.03	95,291.23	(5,850.80)
4/21/2017	25000 Green Plains Inc. 144A	25,972.60	26,635.80	663.20
	4.125% Due 09-01-22			
4/21/2017	18000 Weatherford Bermuda	19,152.23	21,029.98	1,877.75
	5.875% Due 07-01-21			
4/21/2017	1000 WPX Energy Inc. CV PFD	54,643.55	54,843.91	200.36
4/24/2017	59000 Helix Energy Solutions	61,239.72	55,460.00	(5,779.72)
	4.250% Due 05-01-22			
4/24/2017	5000 Portfolio Recovery Associates	4,951.56	4,525.00	(426.56)
	3.000% Due 08-01-20			
4/25/2017	30000 Aegean Marine Petroleum 144A	30,050.81	31,128.06	1,077.25
	4.250% Due 12-15-21			
4/25/2017	40000 Weatherford Bermuda	42,560.52	47,002.04	4,441.52
	5.875% Due 07-01-21			
4/25/2017	90000 Cardtronics Inc	90,589.94	93,900.42	3,310.48
	1.000% Due 12-01-20			
4/26/2017	15000 Portfolio Recovery Associates	14,854.68	13,612.50	(1,242.18)
	3.000% Due 08-01-20			
4/27/2017	45000 Knowles Corp 144A	45,598.85	54,316.31	8,717.46
	3.250% Due 11-01-21			
4/27/2017	60000 Cardtronics Inc	60,393.29	63,085.86	2,692.57
	1.000% Due 12-01-20			
4/27/2017	60000 Ensco Jersey Finance LTD 144A	63,311.72	55,342.80	(7,968.92)
	3.000% Due 01-31-24			
4/27/2017	30000 Teradyne Inc. 144A	31,259.19	38,475.00	7,215.81
	1.250% Due 12-15-23			
4/27/2017	95000 Weatherford Bermuda	101,081.22	110,138.54	9,057.32
	5.875% Due 07-01-21			
4/27/2017	95000 Acorda Therapeutics Inc.	87,634.79	73,997.40	(13,637.39)
	1.750% Due 06-15-21			
4/28/2017	35000 Inphi Corp 144A	35,522.86	35,947.10	424.24
	0.750% Due 09-01-21			
5/1/2017	85000 Starwood Property Trust	85,204.91	92,557.44	7,352.53
	4.550% Due 03-01-18			
5/1/2017	35000 Ensco Jersey Finance LTD 144A	36,931.84	31,953.99	(4,977.85)
	3.000% Due 01-31-24			
5/1/2017	15000 Ensco Jersey Finance LTD 144A	15,827.93	13,687.50	(2,140.43)
	3.000% Due 01-31-24			
5/1/2017	45000 Blackstone Mortgage Trust	46,365.48	51,271.88	4,906.40
	5.250% Due 12-01-18			
5/2/2017	135000 Integrated Device Tech	142,290.45	136,024.25	(6,266.20)
	0.875% Due 11-15-22			
5/2/2017	60000 Cypress Semiconductor Co. 144A	64,376.56	72,060.24	7,683.68
	4.500% Due 01-15-22			
5/2/2017	48000 CSG Systems Int'l Inc. 144A	50,082.96	50,070.00	(12.96)
	4.250% Due 03-15-36			
5/2/2017	100000 Ensco Jersey Finance LTD 144A	105,519.54	89,449.90	(16,069.64)
	3.000% Due 01-31-24			
5/2/2017	5000 Portfolio Recovery Associates	4,951.56	4,575.00	(376.56)
	3.000% Due 08-01-20			
5/2/2017	85000 Microchip Technology Inc. 144A	85,583.70	87,119.22	1,535.52
	1.625% Due 02-15-27			
5/2/2017	50000 Ensco Jersey Finance LTD 144A	52,759.77	45,442.95	(7,316.82)
	3.000% Due 01-31-24			

5/2/2017	95000 Inphi Corp 144A 0.750% Due 09-01-21	96,419.20	96,710.00	290.80
5/3/2017	48000 Inphi Corp 144A 0.750% Due 09-01-21	48,717.07	45,623.52	(3,093.55)
5/3/2017	50000 Weatherford Bermuda 5.875% Due 07-01-21	53,200.64	56,993.45	3,792.81
5/3/2017	406 Mandatory Exch Trust CV PFD	48,638.93	56,153.86	7,514.93
5/3/2017	35000 General Cable Corporation 4.500% Due 11-15-29	26,595.25	27,127.17	531.92
5/3/2017	1000 WPX Energy Inc. CV PFD	54,643.55	53,664.44	(979.11)
5/3/2017	197 Bunge Limited 4.875% CV PFD	18,573.97	19,783.85	1,209.88
5/3/2017	395 Bunge Limited 4.875% CV PFD	37,242.22	39,668.99	2,426.77
5/3/2017	592 Bunge Limited 4.875% CV PFD	55,816.19	59,257.91	3,441.72
5/3/2017	57000 Inphi Corp 144A 0.750% Due 09-01-21	57,851.52	54,141.56	(3,709.96)
5/3/2017	55000 InterDigital Inc. 1.500% Due 03-01-20	57,715.27	70,623.74	12,908.47
5/3/2017	70000 Microchip Technology Inc. 144A 1.625% Due 02-15-27	70,480.69	71,396.22	915.53
5/3/2017	35000 Veeco Instruments Inc. 2.700% Due 01-15-23	35,148.55	38,603.25	3,454.70
5/3/2017	200000 Flexion Therapeutics Inc 144A 3.375% Due 05-01-24	200,000.00	206,287.20	6,287.20
5/3/2017	50000 Ensco Jersey Finance LTD 144A 3.000% Due 01-31-24	52,759.77	44,794.35	(7,965.42)
5/3/2017	96000 Inphi Corp 144A 0.750% Due 09-01-21	97,434.14	92,302.66	(5,131.48)
5/3/2017	35000 Priceline Group Inc. 0.900% Due 09-15-21	37,964.43	40,150.74	2,186.31
5/3/2017	95000 Tesla Motors Inc. 2.375% Due 03-15-22	97,162.44	106,268.90	9,106.46
5/3/2017	105000 Blackstone Mortgage Trust 5.250% Due 12-01-18	108,186.12	117,221.06	9,034.94
5/4/2017	115000 Inphi Corp 144A 0.750% Due 09-01-21	116,717.98	110,508.22	(6,209.76)
5/4/2017	145000 Emerald Oil Inc. 144A 2.000% Due 04-01-19	145,787.14	137,866.00	(7,921.14)
5/4/2017	45000 Priceline Group Inc. 0.900% Due 09-15-21	48,811.42	51,817.50	3,006.08
5/4/2017	45000 Electronics for Imaging 0.750% Due 09-01-19	46,756.12	48,031.20	1,275.08
5/4/2017	40000 Veeco Instruments Inc. 2.700% Due 01-15-23	40,169.77	44,070.36	3,900.59
5/4/2017	95000 Weatherford Bermuda 5.875% Due 07-01-21	101,081.22	105,418.75	4,337.53
5/4/2017	3122 WPX Energy Inc. CV PFD	170,597.15	159,633.12	(10,964.03)
5/4/2017	115000 Blackstone Mortgage Trust 5.250% Due 12-01-18	118,489.56	128,142.78	9,653.22
5/4/2017	45000 Micron Technology Inc. 3.000% Due 11-15-43	37,686.96	48,832.74	11,145.78
5/4/2017	5000 Silver Standard Resource 2.875% Due 02-01-33	5,199.27	4,757.15	(442.12)
5/5/2017	55000 J2 Global Communications 3.250% Due 06-15-29	58,501.15	78,230.96	19,729.81
5/8/2017	50000 Priceline Group Inc. 0.900% Due 09-15-21	54,234.91	57,562.50	3,327.59

5/8/2017	95000	Nevro Corp 1.750% Due 06-01-21	103,858.30	110,575.44	6,717.14
5/10/2017	121000	Rovi Corp. 0.500% Due 03-01-20	114,938.62	115,176.88	238.26
5/10/2017	40000	Healtsouth Corp. 2.000% Due 12-01-43	41,155.25	53,067.60	11,912.35
5/10/2017	50000	Nevro Corp 1.750% Due 06-01-21	54,662.26	54,971.40	309.14
5/11/2017	50000	Healtsouth Corp. 2.000% Due 12-01-43	51,444.06	66,280.60	14,836.54
5/12/2017	80000	Healtsouth Corp. 2.000% Due 12-01-43	82,310.50	106,114.88	23,804.38
5/15/2017	60000	Nevro Corp 1.750% Due 06-01-21	65,594.72	64,493.40	(1,101.32)
5/15/2017	100000	Inphi Corp 144A 0.750% Due 09-01-21	101,493.89	99,585.60	(1,908.29)
5/15/2017	45000	World Wrestling Entertainment 144A 3.375% Due 12-15-23	47,734.74	46,964.61	(770.13)
5/15/2017	80000	Healtsouth Corp. 2.000% Due 12-01-43	82,310.50	105,638.48	23,327.98
5/16/2017	84000	World Wrestling Entertainment 144A 3.375% Due 12-15-23	89,104.85	87,190.24	(1,914.61)
5/16/2017	250000	Amtrust Financial Services 2.750% Due 12-15-44	224,108.88	152,500.00	(71,608.88)
5/16/2017	50000	Healtsouth Corp. 2.000% Due 12-01-43	51,444.06	64,992.75	13,548.69
5/17/2017	125000	Inphi Corp 144A 0.750% Due 09-01-21	126,867.36	122,563.50	(4,303.86)
5/17/2017	55000	Finisar Corporation 0.500% Due 12-15-33	63,435.66	58,698.26	(4,737.40)
5/17/2017	131000	World Wrestling Entertainment 144A 3.375% Due 12-15-23	138,961.13	135,037.94	(3,923.19)
5/18/2017	170000	Amtrust Financial Services 2.750% Due 12-15-44	152,394.04	107,525.00	(44,869.04)
5/18/2017	185000	Nuvasive Inc. 2.250% Due 03-15-21	194,964.94	241,186.72	46,221.78
5/18/2017	210000	Cypress Semiconductor Co. 144A 4.500% Due 01-15-22	225,317.97	248,430.00	23,112.03
5/18/2017	125000	InterDigital Inc. 1.500% Due 03-01-20	131,171.06	154,448.50	23,277.44
5/18/2017	185000	Tutor Perini Corp 144A 2.875% Due 06-15-21	193,415.68	207,369.28	13,953.60
5/18/2017	30000	Cardtronics Inc 1.000% Due 12-01-20	30,196.65	28,837.50	(1,359.15)
5/18/2017	65000	Cardtronics Inc 1.000% Due 12-01-20	65,426.07	62,487.69	(2,938.38)
5/18/2017	175000	Biomarin Pharmaceutical 0.750% Due 10-15-18	202,909.52	196,538.65	(6,370.87)
5/18/2017	160000	Weatherford Bermuda 5.875% Due 07-01-21	170,242.06	179,273.44	9,031.38
5/18/2017	40000	World Wrestling Entertainment 144A 3.375% Due 12-15-23	42,430.88	41,536.36	(894.52)
5/18/2017	195000	Vector Group LTD. 1.750% Due 04-15-20	218,214.43	220,090.26	1,875.83
5/19/2017	287000	Priceline Group Inc. 0.900% Due 09-15-21	311,308.36	324,310.00	13,001.64

5/19/2017	176000	Nuance Communications 1.500% Due 11-01-35	180,025.38	188,320.00	8,294.62
5/19/2017	60000	Cardtronics Inc 1.000% Due 12-01-20	60,393.29	57,900.00	(2,493.29)
5/19/2017	280000	Blackhawk Network Hold 144A 1.500% Due 01-15-22	287,719.87	311,399.20	23,679.33
5/19/2017	148000	Encore Capital Group Inc. 3.000% Due 07-01-20	150,103.96	154,660.00	4,556.04
5/19/2017	22000	World Wrestling Entertainment 144A 3.375% Due 12-15-23	23,336.98	22,905.83	(431.15)
5/22/2017	354000	Tesla Motors Inc. 1.250% Due 03-01-21	339,132.62	366,777.98	27,645.36
5/22/2017	175000	Teradyne Inc. 144A 1.250% Due 12-15-23	182,345.25	218,734.25	36,389.00
5/22/2017	267000	Electronics for Imaging 0.750% Due 09-01-19	277,419.63	288,895.07	11,475.44
5/22/2017	209000	Insulet Corporation 144A 1.250% Due 09-15-21	210,261.40	209,135.22	(1,126.18)
5/22/2017	140000	Veeco Instruments Inc. 2.700% Due 01-15-23	140,594.19	149,100.00	8,505.81
5/23/2017	65000	Golar LNG LTD 144A 2.750% Due 02-15-22	65,000.00	65,893.75	893.75
5/23/2017	64000	Liberty Media Corporation 1.375% Due 10-15-23	64,648.34	72,000.00	7,351.66
5/23/2017	225000	Liberty Media Corporation 144A 2.250% Due 09-30-46	237,046.82	241,762.50	4,715.68
5/23/2017	67000	Dycom Industries Inc. 0.750% Due 09-15-21	73,562.53	85,425.00	11,862.47
5/23/2017	235000	Wright Medical Group Inc. 2.000% Due 02-15-20	248,310.30	260,942.83	12,632.53
5/23/2017	115000	Knowles Corp 3.250% Due 11-01-21	116,530.40	137,640.63	21,110.23
5/23/2017	53000	Cardtronics Inc 1.000% Due 12-01-20	53,347.41	50,681.25	(2,666.16)
5/23/2017	282000	Micron Technology Inc. 3.000% Due 11-15-43	236,171.63	306,158.94	69,987.31
5/23/2017	85000	Hercules Capital Inc. 144A 4.375% Due 02-01-22	85,000.00	86,593.75	1,593.75
5/23/2017	179000	OSI Systems Inc. 144A 1.250% Due 09-01-22	179,563.22	178,105.00	(1,458.22)
5/23/2017	135000	Greenbrier Cos. 144A 2.875% Due 02-01-24	140,430.91	142,931.25	2,500.34
5/24/2017	30000	Aegean Marine Petroleum 144A 4.250% Due 12-15-21	30,050.81	23,903.94	(6,146.87)
5/24/2017	20000	Aegean Marine Petroleum 144A 4.250% Due 12-15-21	20,033.87	16,337.94	(3,695.93)
5/24/2017	215000	Live Nation Entertainment 2.500% Due 05-15-19	233,235.72	242,950.00	9,714.28
5/24/2017	30000	InterDigital Inc. 1.500% Due 03-01-20	31,481.06	37,603.80	6,122.74
5/24/2017	220000	Cemex SAB DE SUB 3.720% Due 03-15-20	241,046.19	245,833.28	4,787.09
5/24/2017	125000	Scorpio Tankers Inc 144A 2.375% Due 07-01-19	112,990.91	111,875.00	(1,115.91)
5/24/2017	30000	Teradyne Inc. 144A 1.250% Due 12-15-23	31,259.19	37,807.50	6,548.31

5/24/2017	105000	Silver Standard Resource 2.875% Due 02-01-33	109,184.71	101,274.39	(7,910.32)
5/25/2017	40000	Aegean Marine Petroleum 144A 4.250% Due 12-15-21	40,067.74	30,821.16	(9,246.58)
5/25/2017	70000	Cypress Semiconductor Co. 144A 4.500% Due 01-15-22	75,105.99	86,113.44	11,007.45
5/25/2017	40000	Encore Capital Group Inc. 3.000% Due 07-01-20	40,568.64	41,870.64	1,302.00
5/25/2017	35000	OSI Systems Inc. 144A 1.250% Due 09-01-22	35,110.13	35,318.78	208.65
5/25/2017	30000	Knowles Corp 3.250% Due 11-01-21	30,399.23	35,799.51	5,400.28
5/25/2017	5000	Live Nation Entertainment 2.500% Due 05-15-19	5,424.09	5,678.50	254.41
5/25/2017	95000	Acorda Therapeutics Inc. 1.750% Due 06-15-21	87,634.79	74,176.38	(13,458.41)
5/25/2017	80000	Ensco Jersey Finance LTD 144A 3.000% Due 01-31-24	84,415.63	69,988.32	(14,427.31)
5/25/2017	95000	51Job Inc. 3.250% Due 04-15-19	102,297.58	109,012.50	6,714.92
5/25/2017	60000	Insulet Corporation 144A 1.250% Due 09-15-21	60,362.12	60,128.82	(233.30)
5/25/2017	300000	Square Inc. 144A 0.375% Due 03-01-22	308,316.44	353,779.80	45,463.36
5/25/2017	1600	Stericycle Inc. 5.25% CV PFD	119,770.12	114,083.60	(5,686.52)
5/25/2017	35000	Portfolio Recovery Associates 3.000% Due 08-01-20	34,660.92	33,023.24	(1,637.68)
5/25/2017	65000	Electronics for Imaging 0.750% Due 09-01-19	67,536.61	69,975.49	2,438.88
5/26/2017	10000	Portfolio Recovery Associates 3.000% Due 08-01-20	9,903.12	9,500.00	(403.12)
5/26/2017	15000	Scorpio Tankers Inc 144A 2.375% Due 07-01-19	13,558.91	13,312.50	(246.41)
5/26/2017	190000	Theravance Inc. 2.125% Due 01-15-23	175,239.39	171,962.73	(3,276.66)
5/26/2017	10000	Acorda Therapeutics Inc. 1.750% Due 06-15-21	9,224.71	7,762.47	(1,462.24)
5/30/2017	2000	Sanchez Energy Corp CV PFD	90,668.46	55,748.79	(34,919.67)
5/30/2017	70000	Envestnet Inc. 1.750% Due 12-15-19	68,958.02	67,217.43	(1,740.59)
5/30/2017	30000	Encore Capital Group Inc. 3.000% Due 07-01-20	30,426.48	30,900.00	473.52
5/30/2017	50000	Portfolio Recovery Associates 3.000% Due 08-01-20	49,515.61	47,500.00	(2,015.61)
5/30/2017	40000	Knowles Corp 3.250% Due 11-01-21	40,532.31	47,064.20	6,531.89
5/30/2017	135000	Neurocrine Biosciences 144A 2.250% Due 05-15-24	135,000.00	131,241.06	(3,758.94)
5/31/2017	145000	Vipshop Holding LTD 1.500% Due 03-15-19	150,152.98	145,012.47	(5,140.51)
5/31/2017	300000	CTrip.com International LTD. 1.000% Due 07-01-20	309,237.18	346,386.00	37,148.82
5/31/2017	20000	Tutor Perini Corp 144A 2.875% Due 06-15-21	20,909.80	22,511.96	1,602.16
5/31/2017	135000	Acorda Therapeutics Inc. 1.750% Due 06-15-21	124,533.64	105,030.00	(19,503.64)

5/31/2017	11000	Electronics for Imaging 0.750% Due 09-01-19	11,429.27	11,874.50	445.23
5/31/2017	40000	Theravance Inc. 2.125% Due 01-15-23	36,892.50	36,185.48	(707.02)
5/31/2017	140000	Healthsouth Corp. 2.000% Due 12-01-43	144,043.37	176,600.48	32,557.11
5/31/2017	55000	Neurocrine Biosciences 144A 2.250% Due 05-15-24	55,000.00	52,988.21	(2,011.79)
5/31/2017	40000	Nevro Corp 1.750% Due 06-01-21	43,715.74	41,190.60	(2,525.14)
5/31/2017	27000	Encore Capital Group Inc. 3.000% Due 07-01-20	27,383.83	27,322.11	(61.72)
5/31/2017	10000	Hercules Capital Inc. 144A 4.375% Due 02-01-22	10,000.00	10,125.00	125.00
6/1/2017	1300	Sanchez Energy Corp CV PFD	58,934.50	36,853.29	(22,081.21)
6/1/2017	30000	Colony Financial Inc. 5.000% Due 04-15-23	31,277.90	31,575.00	297.10
6/1/2017	40000	Tutor Perini Corp 144A 2.875% Due 06-15-21	41,819.61	45,382.40	3,562.79
6/1/2017	55000	Healthsouth Corp. 2.000% Due 12-01-43	56,588.47	70,260.14	13,671.67
6/2/2017	20000	Tutor Perini Corp 144A 2.875% Due 06-15-21	20,909.80	22,806.92	1,897.12
6/2/2017	30000	Healthsouth Corp. 2.000% Due 12-01-43	30,866.44	38,693.91	7,827.47
6/5/2017	75000	Seacor Holdings Inc. 3.000% Due 11-15-28	58,728.13	64,371.15	5,643.02
6/5/2017	75000	Seacor Holdings Inc. 3.000% Due 11-15-28	58,728.13	64,312.50	5,584.37
6/5/2017	40000	Healthsouth Corp. 2.000% Due 12-01-43	41,155.25	50,971.84	9,816.59
6/5/2017	30000	Silver Standard Resource 2.875% Due 02-01-33	31,195.63	28,963.80	(2,231.83)
6/6/2017	24000	Healthsouth Corp. 2.000% Due 12-01-43	24,693.15	30,580.70	5,887.55
6/6/2017	25000	Seacor Holdings Inc. 3.000% Due 11-15-28	19,576.04	21,437.50	1,861.46
6/8/2017	20000	Hercules Capital Inc. 144A 4.375% Due 02-01-22	20,000.00	20,400.00	400.00
6/8/2017	30000	Portfolio Recovery Associates 3.000% Due 08-01-20	29,709.36	28,406.25	(1,303.11)
6/8/2017	20000	Seacor Holdings Inc. 3.000% Due 11-15-28	15,660.83	16,850.00	1,189.17
6/8/2017	85000	Weatherford Bermuda 5.875% Due 07-01-21	90,441.09	88,346.79	(2,094.30)
6/8/2017	15000	Scorpio Tankers Inc 144A 2.375% Due 07-01-19	13,558.91	13,266.06	(292.85)
6/8/2017	100	Stericycle Inc. 5.25% CV PFD	7,485.63	6,694.86	(790.77)
6/8/2017	4100	Rexnord Corp New PFD	228,732.08	220,267.29	(8,464.79)
6/8/2017	700	Stericycle Inc. 5.25% CV PFD	52,399.43	46,761.09	(5,638.34)
6/9/2017	105000	Tesla Motors Inc. 2.375% Due 03-15-22	107,390.06	130,142.57	22,752.51
6/14/2017	80000	Vipshop Holding LTD 1.500% Due 03-15-19	82,843.02	80,000.00	(2,843.02)
6/14/2017	70000	Vipshop Holding LTD 1.500% Due 03-15-19	72,487.65	70,000.00	(2,487.65)

6/14/2017	230000	Dish Network Corp 144A 3.375% Due 08-15-26	239,901.79	286,781.25	46,879.46
6/15/2017	385000	Citrix Systems Inc 144A 0.500% Due 04-15-19	429,446.99	461,009.40	31,562.41
6/15/2017	75000	Portfolio Recovery Associates 3.000% Due 08-01-20	74,273.41	70,665.00	(3,608.41)
6/15/2017	410000	Silicon Laboratories Inc. 144A 1.375% Due 03-01-22	421,784.85	432,129.34	10,344.49
6/15/2017	50000	Theravance Inc. 2.125% Due 01-15-23	46,115.63	44,201.60	(1,914.03)
6/15/2017	165000	CTrip.com International LTD. 1.000% Due 07-01-20	170,080.45	187,688.16	17,607.71
6/15/2017	128000	InterDigital Inc. 1.500% Due 03-01-20	134,319.17	158,072.45	23,753.28
6/15/2017	185000	Nice Systems Inc 144A 1.250% Due 01-15-24	190,961.14	205,396.25	14,435.11
6/15/2017	110000	Inphi Corp 144A 0.750% Due 09-01-21	111,643.28	106,997.00	(4,646.28)
6/15/2017	40000	Nuance Communications 1.500% Due 11-01-35	40,914.86	42,161.80	1,246.94
6/15/2017	130000	Microchip Technology Inc. 144A 1.625% Due 02-15-27	130,892.71	142,421.50	11,528.79
6/15/2017	130000	Teradyne Inc. 144A 1.250% Due 12-15-23	135,456.47	153,836.93	18,380.46
6/15/2017	30000	Live Nation Entertainment 2.500% Due 05-15-19	32,674.57	35,184.03	2,509.46
6/15/2017	165000	Cypress Semiconductor Co. 144A 4.500% Due 01-15-22	177,035.55	198,578.00	21,542.45
6/15/2017	45000	51Job Inc. 3.250% Due 04-15-19	48,456.75	51,528.78	3,072.03
6/15/2017	140000	Neurocrine Biosciences 144A 2.250% Due 05-15-24	140,000.00	134,567.58	(5,432.42)
6/15/2017	75000	Priceline Group Inc. 0.900% Due 09-15-21	81,352.36	84,275.18	2,922.82
6/15/2017	40000	Veeco Instruments Inc. 2.700% Due 01-15-23	40,169.77	41,174.12	1,004.35
6/16/2017	80000	Silicon Laboratories Inc. 144A 1.375% Due 03-01-22	82,299.48	84,163.52	1,864.04
6/16/2017	40000	Theravance Inc. 2.125% Due 01-15-23	36,892.50	35,253.00	(1,639.50)
6/16/2017	170000	Electronics for Imaging 0.750% Due 09-01-19	176,634.22	185,980.00	9,345.78
6/16/2017	80000	InterDigital Inc. 1.500% Due 03-01-20	83,949.48	98,340.64	14,391.16
6/16/2017	55000	Scorpio Tankers Inc 144A 2.375% Due 07-01-19	49,716.00	49,141.84	(574.16)
6/16/2017	197000	Weatherford Bermuda 5.875% Due 07-01-21	209,610.54	202,944.48	(6,666.06)
6/16/2017	5000	51Job Inc. 3.250% Due 04-15-19	5,384.08	5,732.22	348.14
6/16/2017	80000	Priceline Group Inc. 0.900% Due 09-15-21	86,775.85	89,973.76	3,197.91
6/16/2017	90000	Veeco Instruments Inc. 2.700% Due 01-15-23	90,381.98	92,542.32	2,160.34
6/16/2017	2500	cpus25746u869 ?% Due ??-??-??	126,996.25	127,208.48	212.23

6/19/2017	30000	Nice Systems Inc 144A 1.250% Due 01-15-24	30,966.67	33,485.61	2,518.94
6/19/2017	70000	Weatherford Bermuda 5.875% Due 07-01-21	74,480.90	72,541.98	(1,938.92)
6/19/2017	40000	Scorpio Tankers Inc 144A 2.375% Due 07-01-19	36,157.09	35,761.40	(395.69)
6/19/2017	75000	Cypress Semiconductor Co. 144A 4.500% Due 01-15-22	80,470.70	89,982.08	9,511.38
6/19/2017	35000	Seacor Holdings Inc. 3.000% Due 11-15-28	27,406.46	29,312.50	1,906.04
6/20/2017	168000	Portfolio Recovery Associates 3.000% Due 08-01-20	166,372.44	158,130.00	(8,242.44)
6/20/2017	165000	Ezcorp Inc. 2.125% Due 06-15-19	151,490.54	157,987.50	6,496.96
6/20/2017	15000	Cheniere Energy Inc. 4.250% Due 03-15-45	11,260.51	10,140.45	(1,120.06)
6/20/2017	45000	OSI Systems Inc. 144A 1.250% Due 09-01-22	45,141.59	43,444.58	(1,697.01)
6/20/2017	5000	Seacor Holdings Inc. 3.000% Due 11-15-28	3,915.21	4,187.50	272.29
6/20/2017	130000	Silver Standard Resource 2.875% Due 02-01-33	135,181.07	125,962.20	(9,218.87)
6/21/2017	5000	Seacor Holdings Inc. 3.000% Due 11-15-28	3,915.21	4,185.47	270.26
6/21/2017	10000	Cheniere Energy Inc. 4.250% Due 03-15-45	7,507.01	6,825.00	(682.01)
6/21/2017	55000	Ezcorp Inc. 2.125% Due 06-15-19	50,496.85	52,662.50	2,165.65
6/21/2017	50000	OSI Systems Inc. 144A 1.250% Due 09-01-22	50,157.32	48,161.00	(1,996.32)
6/22/2017	85000	Green Plains Inc. 144A 4.125% Due 09-01-22	90,883.93	82,746.23	(8,137.70)
6/22/2017	75000	Golar LNG LTD 144A 2.750% Due 02-15-22	75,000.00	69,002.93	(5,997.07)
6/23/2017	25000	Green Plains Inc. 144A 4.125% Due 09-01-22	26,730.57	24,500.00	(2,230.57)
6/23/2017	15000	Seacor Holdings Inc. 3.000% Due 11-15-28	11,745.63	12,618.75	873.12
6/26/2017	105000	Encore Capital Group Inc. 3.000% Due 07-01-20	106,492.68	113,925.00	7,432.32
6/26/2017	255000	Spectranetics Corp. 2.625% Due 06-01-34	232,357.12	301,378.13	69,021.01
6/26/2017	110000	Insulet Corporation 144A 1.250% Due 09-15-21	110,663.89	118,525.00	7,861.11
6/26/2017	180000	Jazz Investments I LTD 1.875% Due 08-15-21	188,476.67	199,310.94	10,834.27
6/26/2017	95000	MGIC Investment Corp 144A 9.000% Due 04-01-63	120,875.12	124,450.00	3,574.88
6/26/2017	100000	J2 Global Communications 3.250% Due 06-15-29	106,365.72	141,750.00	35,384.28
6/26/2017	220000	Liberty Media Corporation 144A 1.000% Due 01-30-23	225,079.01	252,226.92	27,147.91
6/26/2017	130000	Pacira Pharmaceuticals 144A 2.375% Due 04-01-22	135,741.10	138,385.00	2,643.90
6/26/2017	185000	Integrated Device Tech 0.875% Due 11-15-22	194,990.62	193,093.75	(1,896.87)

6/26/2017	3200	Anthem Inc. 5.25% CV PFD	152,546.42	167,580.35	15,033.93
6/26/2017	200	Allergan PLC 5.5% CV PFD	166,707.89	176,596.16	9,888.27
6/26/2017	1800	Bunge Limited 4.875% CV PFD	169,711.39	189,895.87	20,184.48
6/27/2017	25000	Green Plains Inc. 144A 4.125% Due 09-01-22	26,730.57	24,539.55	(2,191.02)
6/27/2017	285000	Liberty Interactive LLC 144A 1.750% Due 09-30-46	296,087.05	322,781.88	26,694.83
6/27/2017	260000	On Semiconductor Corp 1.000% Due 12-01-20	267,984.20	274,688.18	6,703.98
6/27/2017	30000	RTI International Metals 1.625% Due 10-15-19	35,240.49	31,796.46	(3,444.03)
6/27/2017	205000	Verint Systems Inc 1.500% Due 06-01-21	198,772.81	200,148.68	1,375.87
6/27/2017	130000	Zillow Inc. 144A 2.000% Due 12-01-21	135,078.16	152,668.75	17,590.59
6/27/2017	325000	RTI International Metals 1.625% Due 10-15-19	381,771.96	348,910.25	(32,861.71)
6/27/2017	15000	Cheniere Energy Inc. 4.250% Due 03-15-45	11,260.51	10,275.00	(985.51)
6/27/2017	70000	Hercules Capital Inc. 144A 4.375% Due 02-01-22	70,000.00	71,487.50	1,487.50
6/27/2017	150000	Square Inc. 144A 0.375% Due 03-01-22	154,158.22	186,562.50	32,404.28
6/27/2017	5000	Silver Standard Resource 2.875% Due 02-01-33	5,199.27	4,906.25	(293.02)
6/28/2017	160000	On Semiconductor Corp 1.000% Due 12-01-20	164,913.35	168,534.88	3,621.53
6/28/2017	130000	General Cable Corporation 4.500% Due 11-15-29	98,782.36	97,818.89	(963.47)
6/28/2017	80000	Spectranetics Corp. 2.625% Due 06-01-34	72,896.35	108,267.20	35,370.85
6/28/2017	125000	Teradyne Inc. 144A 1.250% Due 12-15-23	130,246.61	146,749.50	16,502.89
6/28/2017	80000	Spectranetics Corp. 2.625% Due 06-01-34	72,896.35	108,252.96	35,356.61
6/28/2017	75000	Veeco Instruments Inc. 2.700% Due 01-15-23	75,318.31	77,163.98	1,845.67
6/28/2017	65000	Silicon Laboratories Inc. 144A 1.375% Due 03-01-22	66,868.33	67,758.60	890.27
6/28/2017	85000	Blackhawk Network Hold 144A 1.500% Due 01-15-22	87,343.53	95,074.54	7,731.01
6/28/2017	75000	Inphi Corp 144A 0.750% Due 09-01-21	76,120.42	73,724.10	(2,396.32)
6/28/2017	80000	Spectranetics Corp. 2.625% Due 06-01-34	72,896.35	108,251.28	35,354.93
6/29/2017	40000	Green Plains Inc. 144A 4.125% Due 09-01-22	42,768.91	39,772.40	(2,996.51)
6/29/2017	108000	Cheniere Energy Inc. 4.250% Due 03-15-45	81,075.68	74,790.00	(6,285.68)
6/29/2017	75000	RTI International Metals 1.625% Due 10-15-19	88,101.22	80,554.28	(7,546.94)
6/29/2017	30000	Silicon Laboratories Inc. 144A 1.375% Due 03-01-22	30,862.31	31,065.90	203.59
6/29/2017	1600	Stericycle Inc. 5.25% CV PFD	119,770.12	102,853.46	(16,916.66)
6/30/2017	185000	Viavi Solutions Inc. 144A 1.000% Due 03-01-24	185,000.00	193,412.51	8,412.51

6/30/2017	31000 Inphi Corp 144A 0.750% Due 09-01-21	31,463.11	30,136.65	(1,326.46)
6/30/2017	80000 J2 Global Communications 3.250% Due 06-15-29	85,092.57	109,472.24	24,379.67
6/30/2017	8000 Cheniere Energy Inc. 4.250% Due 03-15-45	6,005.61	5,620.00	(385.61)
6/30/2017	40000 CTrip.com International LTD. 1.000% Due 07-01-20	41,231.62	46,078.88	4,847.26
6/30/2017	40000 General Cable Corporation 4.500% Due 11-15-29	30,394.57	30,402.72	8.15
6/30/2017	15000 Silicon Laboratories Inc. 144A 1.375% Due 03-01-22	15,431.15	15,554.07	122.92
6/30/2017	90000 Knowles Corp 3.250% Due 11-01-21	91,197.70	105,594.39	14,396.69
7/5/2017	45000 CTrip.com International LTD. 1.000% Due 07-01-20	46,385.58	51,821.51	5,435.93
7/5/2017	15000 Teradyne Inc. 144A 1.250% Due 12-15-23	15,629.59	17,567.91	1,938.32
7/5/2017	40000 Teradyne Inc. 144A 1.250% Due 12-15-23	41,678.91	46,865.64	5,186.73
7/6/2017	60000 Tesla Motors Inc. 1.250% Due 03-01-21	57,543.37	63,574.32	6,030.95
7/6/2017	60000 Tesla Motors Inc. 1.250% Due 03-01-21	57,543.37	64,092.18	6,548.81
7/6/2017	23000 Teradyne Inc. 144A 1.250% Due 12-15-23	23,965.38	26,580.36	2,614.98
7/6/2017	50000 Liberty Interactive LLC 144A 1.750% Due 09-30-46	51,945.10	56,624.05	4,678.95
7/6/2017	35000 Tesla Motors Inc. 1.250% Due 03-01-21	33,566.97	37,004.87	3,437.90
7/6/2017	40000 J2 Global Communications 3.250% Due 06-15-29	42,546.29	53,427.16	10,880.87
7/6/2017	50000 Vector Group LTD. 1.750% Due 04-15-20	55,952.42	56,866.30	913.88
7/6/2017	5000 Silver Standard Resource 2.875% Due 02-01-33	5,199.27	4,850.00	(349.27)
7/6/2017	30000 Nuance Communications 144A 1.250% Due 04-01-25	30,000.00	30,095.64	95.64
7/7/2017	5000 J2 Global Communications 3.250% Due 06-15-29	5,318.29	6,703.42	1,385.13
7/7/2017	515 Sanchez Energy Corp CV PFD	3,799.35	3,105.33	(694.02)
7/10/2017	75000 Nuance Communications 144A 1.250% Due 04-01-25	75,000.00	75,631.13	631.13
7/11/2017	15000 Golar LNG LTD 144A 2.750% Due 02-15-22	15,000.00	14,175.00	(825.00)
7/12/2017	40000 Knowles Corp 3.250% Due 11-01-21	40,532.31	46,375.88	5,843.57
7/12/2017	60000 Ezcorp Inc. 144A 2.875% Due 07-01-24	60,000.00	60,750.00	750.00
7/12/2017	80000 Synaptics Inc. 144A 0.500% Due 06-15-22	80,000.00	82,838.56	2,838.56
7/12/2017	50000 Vector Group LTD. 1.750% Due 04-15-20	55,952.42	56,849.00	896.58
7/13/2017	65000 Dexcom Inc. 144A 0.750% Due 05-15-22	68,402.42	64,990.64	(3,411.78)
7/13/2017	80000 Zillow Inc. 144A	83,125.02	89,411.28	6,286.26

		2.000% Due 12-01-21			
7/13/2017	50000	Vector Group LTD. 1.750% Due 04-15-20	55,952.42	56,667.95	715.53
7/14/2017	30000	Knowles Corp 3.250% Due 11-01-21	30,399.23	34,717.86	4,318.63
7/19/2017	15000	Knowles Corp 3.250% Due 11-01-21	15,199.62	17,415.96	2,216.34
7/19/2017	90000	Apollo Commercial Real Estate Finance 5.500% Due 03-15-19	92,577.98	96,975.00	4,397.02
7/20/2017	90000	Scorpio Tankers Inc 144A 2.375% Due 07-01-19	81,353.46	80,712.00	(641.46)
7/20/2017	70000	Nuance Communications 144A 1.250% Due 04-01-25	70,000.00	69,270.95	(729.05)
7/20/2017	65000	Verint Systems Inc 1.500% Due 06-01-21	63,025.53	62,907.00	(118.53)
7/20/2017	110000	Knowles Corp 3.250% Due 11-01-21	111,463.86	127,588.23	16,124.37
7/20/2017	38000	Silver Standard Resource 2.875% Due 02-01-33	39,514.47	37,163.24	(2,351.23)
7/20/2017	20000	Dycom Industries Inc. 0.750% Due 09-15-21	22,364.20	23,134.44	770.24
7/20/2017	2000	Silver Standard Resource 2.875% Due 02-01-33	2,079.71	1,960.00	(119.71)
7/21/2017	80000	Verint Systems Inc 1.500% Due 06-01-21	77,569.88	77,336.00	(233.88)
7/21/2017	35000	Dycom Industries Inc. 0.750% Due 09-15-21	39,137.34	40,371.42	1,234.08
7/24/2017	40000	WebMD Health Corporation 2.625% Due 06-15-23	39,004.28	39,950.00	945.72
7/24/2017	75000	WebMD Health Corporation 2.625% Due 06-15-23	73,133.03	74,906.25	1,773.22
7/24/2017	25000	Dycom Industries Inc. 0.750% Due 09-15-21	27,955.25	28,813.25	858.00
7/25/2017	70000	WebMD Health Corporation 2.625% Due 06-15-23	68,257.49	69,902.00	1,644.51
7/25/2017	25000	Cemex SAB DE SUB 3.720% Due 03-15-20	27,391.61	29,767.00	2,375.39
7/25/2017	70000	Pacira Pharmaceuticals 144A 2.375% Due 04-01-22	73,091.36	72,088.24	(1,003.12)
7/26/2017	87000	Spectranetics Corp. 2.625% Due 06-01-34	79,274.78	117,832.80	38,558.02
7/26/2017	75000	Pacira Pharmaceuticals 144A 2.375% Due 04-01-22	78,312.18	77,126.48	(1,185.70)
7/27/2017	3948	Sanchez Energy Corp CV PFD	178,979.54	79,307.18	(99,672.36)
7/27/2017	80000	Pacira Pharmaceuticals 144A 2.375% Due 04-01-22	83,532.99	81,176.00	(2,356.99)
7/28/2017	40000	Micron Technology Inc. 3.000% Due 11-15-43	33,499.52	44,692.72	11,193.20
7/28/2017	250000	Wells Fargo & Co. Mtn. 0.000% Due 11-06-23	250,000.00	283,370.00	33,370.00
7/28/2017	60000	Integrated Device Tech 0.875% Due 11-15-22	63,240.20	63,665.46	425.26
7/28/2017	75000	On Semiconductor Corp 1.000% Due 12-01-20	77,303.13	80,609.48	3,306.35
7/28/2017	65000	Vector Group LTD. 1.750% Due 04-15-20	72,738.14	72,879.30	141.16

7/31/2017	40000	Intercept Pharmas 3.250% Due 07-01-23	40,015.75	40,288.08	272.33
7/31/2017	40000	Micron Technology Inc. 3.000% Due 11-15-43	33,499.52	43,917.64	10,418.12
8/1/2017	80000	Intercept Pharmas 3.250% Due 07-01-23	80,031.50	80,200.00	168.50
8/1/2017	75000	Pacira Pharmaceuticals 144A 2.375% Due 04-01-22	78,312.18	75,198.38	(3,113.80)
8/2/2017	25000	Square Inc. 144A 0.375% Due 03-01-22	25,693.04	33,115.30	7,422.26
8/2/2017	20000	51Job Inc. 3.250% Due 04-15-19	21,536.33	24,812.60	3,276.27
8/2/2017	79000	Pacira Pharmaceuticals 144A 2.375% Due 04-01-22	82,488.83	78,403.31	(4,085.52)
8/2/2017	70000	Intercept Pharmas 3.250% Due 07-01-23	70,027.56	69,125.00	(902.56)
8/2/2017	50000	Micron Technology Inc. 3.000% Due 11-15-43	41,874.40	54,849.15	12,974.75
8/2/2017	40000	Square Inc. 144A 0.375% Due 03-01-22	41,108.86	52,508.00	11,399.14
8/2/2017	75000	Synaptics Inc. 144A 0.500% Due 06-15-22	75,000.00	76,261.80	1,261.80
8/2/2017	10000	Micron Technology Inc. 3.000% Due 11-15-43	8,374.88	10,969.19	2,594.31
8/2/2017	15000	Nice Systems Inc 144A 1.250% Due 01-15-24	15,483.34	16,091.60	608.26
8/2/2017	50000	Wright Medical Group Inc. 2.000% Due 02-15-20	52,831.98	54,237.45	1,405.47
8/3/2017	1000	Mandatory Exch Trust CV PFD	119,800.33	176,712.90	56,912.57
8/3/2017	65000	Verint Systems Inc 1.500% Due 06-01-21	63,025.53	61,971.00	(1,054.53)
8/3/2017	65000	Finisar Corporation 0.500% Due 12-15-33	74,299.56	72,492.16	(1,807.40)
8/3/2017	40000	Dycom Industries Inc. 0.750% Due 09-15-21	44,728.39	45,117.64	389.25
8/4/2017	70000	Integrated Device Tech 0.875% Due 11-15-22	73,780.24	72,084.88	(1,695.36)
8/4/2017	155000	Ironwood Pharmaceuticals 2.250% Due 06-15-22	155,569.54	185,014.20	29,444.66
8/4/2017	90000	J2 Global Communications 3.250% Due 06-15-29	95,729.15	115,915.14	20,185.99
8/4/2017	75000	Finisar Corporation 0.500% Due 12-15-33	85,730.26	81,101.40	(4,628.86)
8/4/2017	35000	Liberty Expedia Hold Inc. 144A 1.000% Due 06-30-47	36,185.44	37,513.70	1,328.26
8/4/2017	85000	Viavi Solutions Inc. 144A 1.000% Due 03-01-24	93,638.50	89,885.97	(3,752.53)
8/4/2017	183000	Dish Network Corp 144A 3.375% Due 08-15-26	190,878.38	219,103.52	28,225.14
8/4/2017	400	Mandatory Exch Trust CV PFD	47,920.13	70,725.20	22,805.07
8/4/2017	373000	Verint Systems Inc 1.500% Due 06-01-21	361,669.56	355,282.50	(6,387.06)
8/4/2017	30000	Dycom Industries Inc. 0.750% Due 09-15-21	33,546.29	33,736.56	190.27
8/4/2017	105000	Wells Fargo & Co. Mtn. 0.000% Due 11-06-23	105,000.00	115,664.85	10,664.85

8/4/2017	190000	Electronics for Imaging 0.750% Due 09-01-19	197,487.01	180,658.27	(16,828.74)
8/4/2017	150000	Veeco Instruments Inc. 2.700% Due 01-15-23	156,115.42	144,525.00	(11,590.42)
8/7/2017	15000	Veeco Instruments Inc. 2.700% Due 01-15-23	15,611.54	14,358.27	(1,253.27)
8/8/2017	30000	Veeco Instruments Inc. 2.700% Due 01-15-23	31,223.08	28,314.00	(2,909.08)
8/8/2017	75000	Veeco Instruments Inc. 2.700% Due 01-15-23	78,057.71	70,725.00	(7,332.71)
8/8/2017	25000	CSG Systems Int'l Inc. 144A 4.250% Due 03-15-36	26,781.22	26,615.50	(165.72)
8/8/2017	85000	Aeojet Rocketdyne Holding 144A 2.250% Due 12-15-23	87,283.34	104,531.47	17,248.13
8/8/2017	60000	Finisar Corporation 0.500% Due 12-15-33	68,584.21	66,361.32	(2,222.89)
8/8/2017	80000	Liberty Expedia Hold Inc. 144A 1.000% Due 06-30-47	82,709.59	84,488.00	1,778.41
8/8/2017	10000	CSG Systems Int'l Inc. 144A 4.250% Due 03-15-36	10,712.49	10,675.00	(37.49)
8/8/2017	30000	Veeco Instruments Inc. 2.700% Due 01-15-23	31,223.08	28,390.50	(2,832.58)
8/8/2017	25000	Liberty Expedia Hold Inc. 144A 1.000% Due 06-30-47	25,846.75	26,447.33	600.58
8/8/2017	10000	Jazz Investments I LTD 1.875% Due 08-15-21	10,470.93	10,912.80	441.87
8/8/2017	65000	Ironwood Pharmaceuticals 2.250% Due 06-15-22	65,238.84	75,346.05	10,107.21
8/8/2017	35000	Jazz Investments I LTD 1.875% Due 08-15-21	36,648.24	38,127.08	1,478.84
8/8/2017	25000	Blackhawk Network Hold 1.500% Due 01-15-22	25,689.27	27,515.63	1,826.36
8/8/2017	35000	Blackhawk Network Hold 1.500% Due 01-15-22	35,964.98	38,500.00	2,535.02
8/9/2017	60000	Nuvasive Inc. 2.250% Due 03-15-21	63,231.87	73,258.08	10,026.21
8/9/2017	15000	PRA Group Inc. 144A 3.500% Due 06-01-23	15,239.78	15,198.32	(41.46)
8/9/2017	100000	Priceline Group Inc. 0.900% Due 09-15-21	110,729.93	115,864.30	5,134.37
8/9/2017	205000	Nuance Communications 144A 1.250% Due 04-01-25	205,000.00	201,932.18	(3,067.82)
8/9/2017	71000	Cheniere Energy Inc. 4.250% Due 03-15-45	53,299.75	48,812.50	(4,487.25)
8/9/2017	85000	Liberty Media Corporation 144A 1.000% Due 01-30-23	86,962.34	93,123.88	6,161.54
8/9/2017	35000	Priceline Group Inc. 0.900% Due 09-15-21	38,755.48	40,580.72	1,825.24
8/9/2017	55000	Jazz Investments I LTD 1.875% Due 08-15-21	57,590.09	58,205.02	614.93
8/9/2017	25000	Live Nation Entertainment 2.500% Due 05-15-19	27,422.81	29,396.03	1,973.22
8/9/2017	25000	Jazz Investments I LTD 1.875% Due 08-15-21	26,177.32	26,555.50	378.18
8/9/2017	70000	Zillow Inc. 144A 2.000% Due 12-01-21	72,734.40	77,702.87	4,968.47

8/9/2017	30000 J2 Global Communications 3.250% Due 06-15-29	31,909.72	37,628.13	5,718.41
8/10/2017	65000 J2 Global Communications 3.250% Due 06-15-29	69,137.72	79,920.69	10,782.97
8/10/2017	160000 Biomarin Pharmaceutical 0.750% Due 10-15-18	185,517.28	169,876.16	(15,641.12)
8/10/2017	1394 Mandatory Exch Trust CV PFD	167,001.65	245,040.53	78,038.88
8/10/2017	10000 Cheniere Energy Inc. 4.250% Due 03-15-45	7,507.01	6,825.00	(682.01)
8/10/2017	165000 CTrip.com International LTD. 1.000% Due 07-01-20	170,080.45	189,377.10	19,296.65
8/10/2017	85000 Wells Fargo & Co. Mtn. 0.000% Due 11-06-23	85,000.00	91,902.94	6,902.94
8/10/2017	80000 Zillow Inc. 144A 2.000% Due 12-01-21	83,125.02	85,833.84	2,708.82
8/10/2017	175000 Dish Network Corp 144A 2.375% Due 03-15-24	182,140.20	178,368.58	(3,771.62)
8/10/2017	70000 Citrix Systems Inc 144A 0.500% Due 04-15-19	78,081.27	80,002.79	1,921.52
8/10/2017	35000 Veeco Instruments Inc. 2.700% Due 01-15-23	36,426.93	32,426.42	(4,000.51)
8/10/2017	400 Stericycle Inc. 5.25% CV PFD	27,207.76	24,117.85	(3,089.91)
8/10/2017	80000 Biomarin Pharmaceutical 0.599% Due 08-01-24	78,400.00	76,236.64	(2,163.36)
8/11/2017	50000 Dycom Industries Inc. 0.750% Due 09-15-21	55,910.49	55,863.70	(46.79)
8/11/2017	10000 Cheniere Energy Inc. 4.250% Due 03-15-45	7,507.01	6,825.00	(682.01)
8/11/2017	160000 Integrated Device Tech 0.875% Due 11-15-22	168,640.54	161,511.68	(7,128.86)
8/14/2017	50000 CTrip.com International LTD. 1.000% Due 07-01-20	51,539.53	56,420.15	4,880.62
8/17/2017	75000 Ctrip.com Intl LTD 144A 1.250% Due 09-15-22	76,574.50	78,537.00	1,962.50
8/17/2017	5000 Cheniere Energy Inc. 4.250% Due 03-15-45	3,753.50	3,437.50	(316.00)
8/18/2017	70000 Dish Network Corp 144A 2.375% Due 03-15-24	72,856.08	70,922.32	(1,933.76)
8/18/2017	40000 Wells Fargo & Co. Mtn. 0.000% Due 11-06-23	40,000.00	44,389.20	4,389.20
8/18/2017	80000 Dish Network Corp 144A 2.375% Due 03-15-24	83,264.09	80,895.12	(2,368.97)
8/18/2017	45000 Nuance Communications 1.500% Due 11-01-35	46,029.22	44,536.10	(1,493.12)
8/18/2017	80000 Nuvasive Inc. 2.250% Due 03-15-21	84,309.17	98,154.64	13,845.47
8/18/2017	55000 Veeco Instruments Inc. 2.700% Due 01-15-23	57,242.32	50,050.00	(7,192.32)
8/21/2017	45000 Dycom Industries Inc. 0.750% Due 09-15-21	50,319.44	47,733.17	(2,586.27)
8/23/2017	10000 Dish Network Corp 144A 2.375% Due 03-15-24	10,408.01	10,170.00	(238.01)
8/25/2017	75000 Biomarin Pharmaceutical 0.750% Due 10-15-18	86,961.22	79,656.67	(7,304.55)
8/25/2017	5000 Cheniere Energy Inc. 4.250% Due 03-15-45	3,753.50	3,425.00	(328.50)

8/28/2017	75000	Nuvasive Inc. 2.250% Due 03-15-21	79,039.84	89,375.10	10,335.26
8/28/2017	30000	CSG Systems Int'l Inc. 144A 4.250% Due 03-15-36	32,137.46	31,951.71	(185.75)
8/28/2017	30	Allergan PLC 5.5% CV PFD	25,180.69	23,942.51	(1,238.18)
8/29/2017	120000	Dish Network Corp 144A 2.375% Due 03-15-24	124,896.14	120,300.00	(4,596.14)
8/29/2017	80	Allergan PLC 5.5% CV PFD	67,148.50	63,841.55	(3,306.95)
8/30/2017	5000	Cheniere Energy Inc. 4.250% Due 03-15-45	3,753.50	3,425.00	(328.50)
8/31/2017	283	Stericycle Inc. 5.25% CV PFD	19,249.49	16,836.69	(2,412.80)
8/31/2017	717	Stericycle Inc. 5.25% CV PFD	48,769.91	42,422.49	(6,347.42)
9/5/2017	15000	Amtrust Financial Services 2.750% Due 12-15-44	13,446.53	10,569.15	(2,877.38)
9/5/2017	5000	Cheniere Energy Inc. 4.250% Due 03-15-45	3,753.50	3,443.75	(309.75)
9/5/2017	40000	Cheniere Energy Inc. 4.250% Due 03-15-45	30,028.03	27,450.00	(2,578.03)
9/5/2017	15000	CSG Systems Int'l Inc. 144A 4.250% Due 03-15-36	16,068.73	15,979.35	(89.38)
9/5/2017	45000	Amtrust Financial Services 2.750% Due 12-15-44	40,339.60	31,668.75	(8,670.85)
9/5/2017	15000	Amtrust Financial Services 2.750% Due 12-15-44	13,446.53	10,556.25	(2,890.28)
9/5/2017	160	Allergan PLC 5.5% CV PFD	134,297.00	128,086.86	(6,210.14)
9/6/2017	65000	Hercules Capital Inc. 144A 4.375% Due 02-01-22	65,000.00	66,015.63	1,015.63
9/6/2017	80000	Nuvasive Inc. 2.250% Due 03-15-21	84,309.17	95,248.40	10,939.23
9/6/2017	45000	Dish Network Corp 144A 2.375% Due 03-15-24	46,836.05	45,628.65	(1,207.40)
9/7/2017	65000	Greenbrier Cos. 144A 2.875% Due 02-01-24	67,614.88	69,290.00	1,675.12
9/7/2017	5000	Cheniere Energy Inc. 4.250% Due 03-15-45	3,753.50	3,412.50	(341.00)
9/7/2017	40000	Dish Network Corp 144A 2.375% Due 03-15-24	41,632.05	39,963.64	(1,668.41)
9/7/2017	15000	Amtrust Financial Services 2.750% Due 12-15-44	13,446.53	10,762.50	(2,684.03)
9/8/2017	65000	Apollo Commercial Real Estate Finance 5.500% Due 03-15-19	66,861.87	68,970.26	2,108.39
9/8/2017	40000	Dish Network Corp 144A 2.375% Due 03-15-24	41,632.05	39,916.20	(1,715.85)
9/8/2017	40000	Zillow Inc. 144A 2.000% Due 12-01-21	41,562.51	42,349.80	787.29
9/8/2017	45000	Greenbrier Cos. 144A 2.875% Due 02-01-24	46,810.30	47,590.34	780.04
9/11/2017	125000	Liberty Media Corporation 2.250% Due 09-30-46	131,692.68	131,987.38	294.70
9/12/2017	35000	Golar LNG LTD 144A 2.750% Due 02-15-22	35,000.00	32,157.83	(2,842.17)
9/12/2017	40000	Nuvasive Inc. 2.250% Due 03-15-21	42,154.58	47,276.16	5,121.58
9/12/2017	25000	CSG Systems Int'l Inc. 144A 4.250% Due 03-15-36	26,781.22	26,652.45	(128.77)
9/12/2017	85000	Greenbrier Cos. 144A	88,419.46	90,323.55	1,904.09

		2.875% Due 02-01-24			
9/12/2017	75000	Ironwood Pharmaceuticals	75,275.59	87,405.75	12,130.16
		2.250% Due 06-15-22			
9/12/2017	20000	Tutor Perini Corp	21,399.87	22,614.90	1,215.03
		2.875% Due 06-15-21			
9/13/2017	35000	Colony Financial Inc.	36,490.89	36,093.75	(397.14)
		5.000% Due 04-15-23			
9/13/2017	70000	Colony Financial Inc.	72,981.78	71,925.00	(1,056.78)
		5.000% Due 04-15-23			
9/13/2017	40000	Hercules Capital Inc. 144A	40,000.00	40,650.00	650.00
		4.375% Due 02-01-22			
9/13/2017	40000	Cemex SAB DE SUB	43,826.58	44,722.92	896.34
		3.720% Due 03-15-20			
9/13/2017	80000	Dish Network Corp 144A	83,264.09	79,065.84	(4,198.25)
		2.375% Due 03-15-24			
9/13/2017	40000	Zillow Inc. 144A	41,562.51	42,714.96	1,152.45
		2.000% Due 12-01-21			
9/13/2017	800	Anthem Inc. 5.25% CV PFD	38,510.01	41,525.05	3,015.04
9/14/2017	25000	Starwood Property Trust	25,415.96	25,250.00	(165.96)
		4.375% Due 04-01-23			
9/14/2017	20000	51Job Inc.	21,536.33	29,218.74	7,682.41
		3.250% Due 04-15-19			
9/14/2017	137000	Starwood Property Trust	137,330.26	143,507.50	6,177.24
		4.550% Due 03-01-18			
9/14/2017	45000	Square Inc. 144A	46,247.47	62,940.87	16,693.40
		0.375% Due 03-01-22			
9/14/2017	40000	Liberty Interactive LLC 144A	41,556.08	49,446.04	7,889.96
		1.750% Due 09-30-46			
9/14/2017	55000	Radius Health Inc.	55,000.00	49,483.72	(5,516.28)
		3.000% Due 09-01-24			
9/15/2017	20000	Hercules Capital Inc. 144A	20,000.00	20,325.00	325.00
		4.375% Due 02-01-22			
9/15/2017	130000	JDS Uniphase Corporation	144,673.42	139,100.00	(5,573.42)
		0.625% Due 08-15-33			
9/15/2017	40000	CSG Systems Int'l Inc. 144A	42,849.95	42,185.32	(664.63)
		4.250% Due 03-15-36			
9/15/2017	45000	Square Inc. 144A	46,247.47	62,762.08	16,514.61
		0.375% Due 03-01-22			
9/15/2017	20000	Tutor Perini Corp	21,399.87	22,562.00	1,162.13
		2.875% Due 06-15-21			
9/15/2017	10000	Cheniere Energy Inc.	7,507.01	6,850.00	(657.01)
		4.250% Due 03-15-45			
9/15/2017	60000	Redwood Trust Inc.	60,027.62	59,527.74	(499.88)
		4.750% Due 08-15-23			
9/15/2017	20000	Radius Health Inc.	20,000.00	17,755.62	(2,244.38)
		3.000% Due 09-01-24			
9/15/2017	80000	Radius Health Inc.	80,000.00	72,169.12	(7,830.88)
		3.000% Due 09-01-24			
9/18/2017	30000	51Job Inc.	32,304.50	42,869.34	10,564.84
		3.250% Due 04-15-19			
9/18/2017	80000	Liberty Interactive LLC 144A	83,112.15	95,949.60	12,837.45
		1.750% Due 09-30-46			
9/18/2017	20000	CSG Systems Int'l Inc. 144A	21,424.97	21,239.70	(185.27)
		4.250% Due 03-15-36			
9/19/2017	80000	Colony Financial Inc.	83,407.74	82,480.00	(927.74)
		5.000% Due 04-15-23			

9/19/2017	32000 Nuvasive Inc. 2.250% Due 03-15-21	33,723.67	35,994.18	2,270.51
9/19/2017	42000 Nuvasive Inc. 2.250% Due 03-15-21	44,262.31	47,966.48	3,704.17
9/19/2017	5000 Cheniere Energy Inc. 4.250% Due 03-15-45	3,753.50	3,425.00	(328.50)
9/19/2017	50000 Hercules Capital Inc. 144A 4.375% Due 02-01-22	50,000.00	50,718.75	718.75
9/19/2017	150 Allergan PLC 5.5% CV PFD	125,903.44	117,207.93	(8,695.51)
9/19/2017	220 Bunge Limited 4.875% CV PFD	20,742.50	23,229.05	2,486.55
9/20/2017	5000 Cheniere Energy Inc. 4.250% Due 03-15-45	3,753.50	3,437.50	(316.00)
9/20/2017	169 Allergan PLC 5.5% CV PFD	141,851.20	128,068.87	(13,782.33)
9/20/2017	890 Bunge Limited 4.875% CV PFD	83,912.85	93,460.31	9,547.46
9/21/2017	80000 Colony Financial Inc. 5.000% Due 04-15-23	83,407.74	82,400.00	(1,007.74)
9/21/2017	35000 PRA Group Inc. 144A 3.500% Due 06-01-23	35,559.48	32,042.50	(3,516.98)
9/21/2017	15000 PRA Group Inc. 144A 3.500% Due 06-01-23	15,239.78	13,640.63	(1,599.15)
9/21/2017	40000 Redwood Trust Inc. 4.750% Due 08-15-23	40,018.41	39,773.60	(244.81)
9/21/2017	35000 NRG Yield Inc. 144A 3.250% Due 06-01-20	34,616.04	34,895.00	278.96
9/21/2017	160 Allergan PLC 5.5% CV PFD	134,297.00	117,887.01	(16,409.99)
9/21/2017	80 Allergan PLC 5.5% CV PFD	67,148.50	58,370.82	(8,777.68)
9/22/2017	75000 PRA Group Inc. 144A 3.500% Due 06-01-23	76,198.88	66,656.25	(9,542.63)
9/22/2017	45000 CSG Systems Int'l Inc. 144A 4.250% Due 03-15-36	48,206.19	47,788.56	(417.63)
9/22/2017	5000 Cheniere Energy Inc. 4.250% Due 03-15-45	3,753.50	3,437.50	(316.00)
9/25/2017	55000 Priceline Group Inc. 0.900% Due 09-15-21	60,901.46	62,989.52	2,088.06
9/25/2017	25000 Wright Medical Group Inc. 2.000% Due 02-15-20	26,415.99	26,862.95	446.96
9/25/2017	10000 Amtrust Financial Services 2.750% Due 12-15-44	8,964.36	7,400.00	(1,564.36)
9/25/2017	145000 JDS Uniphase Corporation 0.625% Due 08-15-33	161,366.51	151,541.96	(9,824.55)
9/25/2017	35000 Square Inc. 144A 0.375% Due 03-01-22	35,970.25	47,574.66	11,604.41
9/25/2017	55000 Micron Technology Inc. 3.000% Due 11-15-43	47,939.90	68,739.82	20,799.92
9/25/2017	40000 Cemex SAB DE SUB 3.720% Due 03-15-20	43,826.58	45,079.72	1,253.14
9/25/2017	30000 Live Nation Entertainment 2.500% Due 05-15-19	32,907.37	39,118.89	6,211.52
9/25/2017	45000 Amtrust Financial Services 2.750% Due 12-15-44	40,339.60	33,187.50	(7,152.10)
9/25/2017	35000 Aeojet Rocketdyne Holding 144A 2.250% Due 12-15-23	35,940.20	50,891.78	14,951.58
9/25/2017	150000 Liberty Interactive LLC 144A 1.750% Due 09-30-46	155,835.29	176,391.14	20,555.85
9/26/2017	5000 Amtrust Financial Services 2.750% Due 12-15-44	4,482.18	3,706.25	(775.93)

9/26/2017	40000	Wright Medical Group Inc. 2.000% Due 02-15-20	42,265.58	43,028.24	762.66
9/26/2017	70000	Liberty Expedia Hold Inc. 144A 1.000% Due 06-30-47	72,370.89	74,193.00	1,822.11
9/26/2017	30000	Amtrust Financial Services 2.750% Due 12-15-44	26,893.07	22,237.50	(4,655.57)
9/26/2017	50000	Dish Network Corp 144A 2.375% Due 03-15-24	52,040.06	49,115.10	(2,924.96)
9/26/2017	65000	Zillow Inc. 144A 2.000% Due 12-01-21	67,539.08	69,542.79	2,003.71
9/26/2017	75000	Dexcom Inc. 144A 0.750% Due 05-15-22	78,465.05	75,096.30	(3,368.75)
9/26/2017	85000	JDS Uniphase Corporation 0.625% Due 08-15-33	94,594.16	88,332.26	(6,261.90)
9/26/2017	55000	Nuance Communications 1.500% Due 11-01-35	56,257.93	54,601.25	(1,656.68)
9/27/2017	80000	Dexcom Inc. 144A 0.750% Due 05-15-22	83,696.05	79,721.36	(3,974.69)
9/27/2017	285000	Wright Medical Group Inc. 2.000% Due 02-15-20	301,142.28	308,022.87	6,880.59
9/27/2017	80000	JDS Uniphase Corporation 0.625% Due 08-15-33	89,029.80	83,801.68	(5,228.12)
9/27/2017	30000	Aeojet Rocketdyne Holding 144A 2.250% Due 12-15-23	30,805.89	44,868.66	14,062.77
9/27/2017	37000	Amtrust Financial Services 2.750% Due 12-15-44	33,168.11	27,333.75	(5,834.36)
9/27/2017	700	Bunge Limited 4.875% CV PFD	65,998.87	73,144.81	7,145.94
9/28/2017	15000	Aeojet Rocketdyne Holding 144A 2.250% Due 12-15-23	15,402.94	22,280.79	6,877.85
9/28/2017	85000	Wright Medical Group Inc. 2.000% Due 02-15-20	89,814.36	91,145.50	1,331.14
9/28/2017	20000	Quidel Corp 3.250% Due 12-15-20	22,202.07	29,370.56	7,168.49
9/28/2017	1300	Bunge Limited 4.875% CV PFD	122,569.34	135,078.58	12,509.24
9/29/2017	55000	PRA Group Inc. 144A 3.500% Due 06-01-23	55,879.18	50,236.45	(5,642.73)
9/29/2017	80000	Wayfair Inc. 144A 0.375% Due 09-01-22	80,788.08	76,991.92	(3,796.16)
10/2/2017	2650	Becton Dickinson & Co. CV PFD	133,795.65	145,772.60	11,976.95
10/2/2017	95000	Tesla Motors Inc. 1.250% Due 03-01-21	93,270.15	106,952.33	13,682.18
10/2/2017	120000	Wayfair Inc. 144A 0.375% Due 09-01-22	121,182.12	115,919.16	(5,262.96)
10/2/2017	1957	Bunge Limited 4.875% CV PFD	184,513.99	203,642.68	19,128.69
10/3/2017	5000	Cheniere Energy Inc. 4.250% Due 03-15-45	3,753.50	3,500.00	(253.50)
10/3/2017	185000	Jazz Investments I LTD 1.875% Due 08-15-21	193,712.13	195,815.29	2,103.16
10/4/2017	80000	NRG Yield Inc. 144A 3.250% Due 06-01-20	79,122.37	79,700.00	577.63
10/4/2017	150000	Liberty Media Corporation 2.250% Due 09-30-46	158,031.21	160,131.45	2,100.24
10/4/2017	25000	PRA Group Inc. 144A 3.500% Due 06-01-23	25,399.63	22,771.55	(2,628.08)
10/5/2017	75000	Starwood Property Trust 4.375% Due 04-01-23	76,247.88	75,960.00	(287.88)

10/5/2017	60000 Illumina, Inc. 0.000% Due 06-15-19	63,319.83	63,968.40	648.57
10/5/2017	80000 Colony Financial Inc. 5.000% Due 04-15-23	83,407.74	82,260.00	(1,147.74)
10/5/2017	20000 NRG Yield Inc. 144A 3.250% Due 06-01-20	19,780.59	19,925.00	144.41
10/6/2017	80000 Colony Financial Inc. 5.000% Due 04-15-23	83,407.74	82,264.00	(1,143.74)
10/6/2017	1300 AMG Capital Trust II 5.15% CV PFD	76,475.86	80,338.15	3,862.29
10/6/2017	160000 Starwood Property Trust 4.375% Due 04-01-23	162,662.14	162,300.00	(362.14)
10/6/2017	75000 NRG Yield Inc. 144A 3.250% Due 06-01-20	74,177.22	74,671.87	494.65
10/9/2017	80000 Dish Network Corp 144A 2.375% Due 03-15-24	83,264.09	78,449.20	(4,814.89)
10/9/2017	35000 Green Plains Inc. 4.125% Due 09-01-22	36,422.13	35,535.57	(886.56)
10/9/2017	162 Allergan PLC 5.5% CV PFD	135,975.71	118,703.00	(17,272.71)
10/9/2017	50000 On Semiconductor Corp 1.000% Due 12-01-20	53,530.57	60,971.35	7,440.78
10/9/2017	60000 Aegean Marine Petroleum 144A 4.250% Due 12-15-21	60,101.61	44,144.52	(15,957.09)
10/10/2017	60000 Aeojet Rocketdyne Holding 144A 2.250% Due 12-15-23	61,611.77	90,008.16	28,396.39
10/10/2017	50000 Square Inc. 144A 0.375% Due 03-01-22	51,386.07	74,192.90	22,806.83
10/10/2017	45000 Wayfair Inc. 144A 0.375% Due 09-01-22	45,443.29	42,998.22	(2,445.07)
10/10/2017	45000 Cemex SAB DE SUB 3.720% Due 03-15-20	49,304.90	49,050.00	(254.90)
10/10/2017	60000 Cemex SAB DE 3.720% Due 03-15-20	62,839.80	64,743.60	1,903.80
10/11/2017	340000 Cemex SAB DE 3.720% Due 03-15-20	356,092.22	363,145.16	7,052.94
10/11/2017	25000 Cemex SAB DE SUB 3.720% Due 03-15-20	27,391.61	26,733.10	(658.51)
10/12/2017	130000 Aegean Marine Petroleum 144A 4.250% Due 12-15-21	130,220.16	94,179.28	(36,040.88)
10/12/2017	170000 Blackhawk Network Hold 1.500% Due 01-15-22	177,390.71	172,046.63	(5,344.08)
10/12/2017	250000 Dish Network Corp 144A 2.375% Due 03-15-24	260,200.29	240,031.00	(20,169.29)
10/12/2017	95000 Blackhawk Network Hold 1.500% Due 01-15-22	99,130.10	98,541.60	(588.50)
10/12/2017	5000 Wright Medical Group Inc. 2.000% Due 02-15-20	5,283.20	5,429.71	146.51
10/12/2017	510000 Liberty Interactive LLC 144A 1.750% Due 09-30-46	529,839.98	599,557.53	69,717.55
10/12/2017	244 Allergan PLC 5.5% CV PFD	204,802.92	179,717.27	(25,085.65)
10/12/2017	485000 Blackhawk Network Hold 1.500% Due 01-15-22	506,085.25	492,072.75	(14,012.50)
10/13/2017	50000 Aeojet Rocketdyne Holding 144A 2.250% Due 12-15-23	51,343.14	72,683.20	21,340.06
10/13/2017	30000 Lendingtree Inc. 144A 0.625% Due 06-01-22	30,717.58	39,215.37	8,497.79
10/13/2017	70000 Yahoo Inc.	79,204.41	92,834.00	13,629.59

		0.000% Due 12-01-18			
10/16/2017	820000	Yahoo Inc.	927,823.11	1,090,206.40	162,383.29
		0.000% Due 12-01-18			
10/17/2017	40000	Evolent Health Inc. 144A	45,206.32	42,223.04	(2,983.28)
		2.000% Due 12-01-21			
10/17/2017	240000	Aeojet Rocketdyne Holding 144A	246,447.08	340,927.92	94,480.84
		2.250% Due 12-15-23			
10/17/2017	20000	Radius Health Inc.	20,000.00	18,941.20	(1,058.80)
		3.000% Due 09-01-24			
10/18/2017	30000	Atlas Air Worldwide Hldg	35,470.00	35,480.84	10.84
		2.250% Due 06-01-22			
10/19/2017	100000	Biomarin Pharmaceutical	98,000.00	98,886.60	886.60
		0.599% Due 08-01-24			
10/19/2017	272000	Encore Capital Group Inc.	278,665.99	317,371.50	38,705.51
		3.000% Due 07-01-20			
10/19/2017	385000	Lendingtree Inc. 144A	394,208.98	489,157.90	94,948.92
		0.625% Due 06-01-22			
10/19/2017	395000	Square Inc. 144A	405,949.98	596,247.36	190,297.38
		0.375% Due 03-01-22			
10/19/2017	160000	Amag Pharmaceuticals Inc.	160,330.84	147,510.08	(12,820.76)
		3.250% Due 06-01-22			
10/19/2017	205000	Ctrip.com Intl LTD 144A	209,303.65	217,579.00	8,275.35
		1.250% Due 09-15-22			
10/20/2017	270000	Seacor Holdings Inc.	211,421.26	244,539.00	33,117.74
		3.000% Due 11-15-28			
10/20/2017	440000	Herbalife LTD 144A	458,857.96	460,240.00	1,382.04
		2.000% Due 08-15-19			
10/20/2017	167000	NRG Yield Inc. 144A	165,167.94	167,208.75	2,040.81
		3.250% Due 06-01-20			
10/20/2017	3515	American Tower Corp CV 5.5% PFD	420,733.47	432,733.60	12,000.13
10/20/2017	9600	Anthem Inc. 5.25% CV PFD	462,120.11	495,568.39	33,448.28
10/20/2017	501000	Insulet Corporation	504,924.81	611,470.50	106,545.69
		1.250% Due 09-15-21			
10/20/2017	203000	Jazz Investments I LTD	212,559.80	211,526.00	(1,033.80)
		1.875% Due 08-15-21			
10/20/2017	255000	KB Home	272,522.26	282,253.13	9,730.87
		1.375% Due 02-01-19			
10/20/2017	320000	Nice Systems Inc 144A	330,311.16	365,600.00	35,288.84
		1.250% Due 01-15-24			
10/20/2017	3885	Stanley Black & Decker CV PFD	397,818.74	459,584.88	61,766.14
10/20/2017	525000	Realpage Inc. 144A	568,177.81	630,328.13	62,150.32
		1.500% Due 11-15-22			
10/20/2017	480000	Neurocrine Biosciences 144A	506,408.84	535,200.00	28,791.16
		2.250% Due 05-15-24			
10/20/2017	880000	On Semiconductor Corp	942,138.08	1,096,920.00	154,781.92
		1.000% Due 12-01-20			
10/20/2017	208000	Proofpoint Inc.	231,729.57	275,860.00	44,130.43
		0.075% Due 06-15-20			
10/20/2017	335000	Palo Alto Networks	456,192.24	473,857.50	17,665.26
		0.000% Due 07-01-19			
10/20/2017	970000	Servicenow Inc. 144A	1,002,762.59	1,080,337.50	77,574.91
		0.000% Due 06-01-22			
10/20/2017	195000	Vector Group LTD.	218,214.43	220,350.00	2,135.57
		1.750% Due 04-15-20			
10/23/2017	960000	Microchip Technology Inc. 144A	979,580.22	1,192,800.00	213,219.78
		1.625% Due 02-15-27			

10/23/2017	718000	Micron Technology Inc. 3.000% Due 11-15-43	625,833.63	1,053,665.00	427,831.37
10/23/2017	58000	Dycom Industries Inc. 0.750% Due 09-15-21	64,856.17	65,395.00	538.83
10/23/2017	9290	Nextera Energy Inc CV PFD	502,115.14	528,588.79	26,473.65
10/23/2017	65000	Radius Health Inc. 3.000% Due 09-01-24	65,000.00	61,831.25	(3,168.75)
10/23/2017	718000	Priceline Group Inc. 0.900% Due 09-15-21	795,040.92	851,548.00	56,507.08
10/23/2017	4500	AMG Capital Trust II 5.15% CV PFD	264,724.14	279,556.04	14,831.90
10/23/2017	240000	Hannon Armstrong Sustain 4.125% Due 09-01-22	238,800.00	246,600.00	7,800.00
10/23/2017	465000	RTI International Metals 1.625% Due 10-15-19	540,687.89	514,987.50	(25,700.39)
10/23/2017	160000	Weatherford Bermuda 5.875% Due 07-01-21	170,832.80	157,071.52	(13,761.28)
10/23/2017	352000	Electronics for Imaging 0.750% Due 09-01-19	365,870.68	366,553.44	682.76
10/23/2017	491	Crown Castle Int'l Corp. 6.875% CV PFD	503,192.33	529,912.96	26,720.63
10/23/2017	580000	Live Nation Entertainment 2.500% Due 05-15-19	636,209.08	757,248.00	121,038.92
10/23/2017	457000	Cypress Semiconductor Co. 4.500% Due 01-15-22	518,781.97	614,379.38	95,597.41
10/23/2017	545000	Extra Space Storage LP 144A 3.125% Due 10-01-35	584,945.45	594,050.00	9,104.55
10/23/2017	99000	Ironwood Pharmaceuticals 2.250% Due 06-15-22	99,363.77	113,169.38	13,805.61
10/23/2017	3100	Dynegy Inc. 7.0% CV PFD	202,909.80	196,544.76	(6,365.04)
10/23/2017	12250	Becton Dickinson & Co. CV PFD	618,489.35	701,672.37	83,183.02
10/24/2017	125000	Ezcorp Inc. 144A 2.875% Due 07-01-24	133,771.75	150,468.75	16,697.00
10/24/2017	250000	Greenbrier Cos. 144A 2.875% Due 02-01-24	260,057.24	292,187.50	32,130.26
10/24/2017	580000	Illumina, Inc. 0.000% Due 06-15-19	612,091.70	626,980.00	14,888.30
10/24/2017	169000	Citrix Systems Inc 144A 0.500% Due 04-15-19	188,510.50	206,391.25	17,880.75
10/24/2017	205000	General Cable Corporation 4.500% Due 11-15-29	155,772.19	199,875.00	44,102.81
10/24/2017	175000	Liberty Expedia Hold Inc. 144A 1.000% Due 06-30-47	180,927.22	189,437.50	8,510.28
10/24/2017	4700	Kinder Morgan Inc. 9.75% CV PFD	208,420.20	179,492.61	(28,927.59)
10/24/2017	265000	Biomarin Pharmaceutical 0.750% Due 10-15-18	307,262.99	284,543.75	(22,719.24)
10/24/2017	85000	Biomarin Pharmaceutical 1.500% Due 10-15-20	106,255.19	98,653.13	(7,602.06)
10/24/2017	275000	Envestnet Inc. 1.750% Due 12-15-19	271,119.66	294,250.00	23,130.34
10/24/2017	199000	51Job Inc. 3.250% Due 04-15-19	214,286.51	297,505.00	83,218.49
10/24/2017	6200	Dominion Res Inc. CV PFD	321,549.30	321,121.58	(427.72)
10/24/2017	318000	MGIC Investment Corp 144A 9.000% Due 04-01-63	405,440.53	437,250.00	31,809.47
10/24/2017	140000	Apollo Commercial Real Estate Finance CV 4.750% Due 08-23-22	138,600.00	143,150.00	4,550.00
10/24/2017	280000	Blackstone Mortgage Trust	278,596.87	282,800.00	4,203.13

		4.375% Due 05-05-22			
10/24/2017	115000	Carbonite Inc.	133,541.29	134,550.00	1,008.71
		2.500% Due 04-01-22			
10/24/2017	46000	Colony Financial Inc.	47,959.45	47,552.50	(406.95)
		5.000% Due 04-15-23			
10/24/2017	263000	Apollo Commercial Real Estate Finance	270,533.43	284,697.50	14,164.07
		5.500% Due 03-15-19			
10/24/2017	144000	Nuance Communications	147,293.49	141,412.46	(5,881.03)
		1.500% Due 11-01-35			
10/24/2017	115000	Wright Medical Group Inc.	121,513.55	123,938.38	2,424.83
		2.000% Due 02-15-20			
10/24/2017	209000	Liberty Media Corporation	211,117.22	259,421.25	48,304.03
		1.375% Due 10-15-23			
10/24/2017	115000	PRA Group Inc. 144A	116,838.28	104,721.88	(12,116.40)
		3.500% Due 06-01-23			
10/24/2017	400000	Allscripts Healthcare	408,854.11	423,000.00	14,145.89
		1.250% Due 07-01-20			
10/24/2017	293000	Cheniere Energy Inc.	219,955.32	202,902.50	(17,052.82)
		4.250% Due 03-15-45			
10/24/2017	335000	Kaman Corp 144A	346,327.11	363,056.25	16,729.14
		3.250% Due 05-01-24			
10/24/2017	67000	CSG Systems Int'l Inc. 144A	71,773.67	71,911.10	137.43
		4.250% Due 03-15-36			
10/24/2017	480000	Integrated Device Tech	511,496.01	527,088.00	15,591.99
		0.875% Due 11-15-22			
10/24/2017	433000	Hubspot Inc. 144A	445,571.80	485,393.00	39,821.20
		0.250% Due 06-01-22			
10/24/2017	225000	Atlas Air Worldwide Hldg	266,025.00	268,120.12	2,095.12
		2.250% Due 06-01-22			
10/25/2017	45000	Sucampo Pharmaceuticals 144A	48,472.65	43,336.85	(5,135.80)
		3.250% Due 12-15-21			
10/25/2017	45000	Theravance Inc.	41,504.07	41,156.64	(347.43)
		2.125% Due 01-15-23			
10/25/2017	315000	Teladoc Inc. 144A	334,959.97	335,045.03	85.06
		3.000% Due 12-15-22			
10/25/2017	343000	World Wrestling Entertainment 144A	367,927.24	374,727.50	6,800.26
		3.375% Due 12-15-23			
10/25/2017	30000	Oasis Petroleum Inc.	31,137.47	31,692.86	555.39
		2.625% Due 09-15-23			
10/25/2017	165000	Liberty Media Corporation	173,834.33	172,135.75	(1,698.58)
		2.250% Due 09-30-46			
10/25/2017	1200	WPX Energy Inc. CV PFD	60,812.94	56,536.57	(4,276.37)
10/26/2017	120000	iStar Inc. 144A	120,000.00	121,950.00	1,950.00
		3.125% Due 09-15-22			
10/26/2017	245000	Liberty Media Corporation	258,117.65	255,290.00	(2,827.65)
		2.250% Due 09-30-46			
10/26/2017	65000	Redwood Trust Inc.	65,029.92	64,675.00	(354.92)
		4.750% Due 08-15-23			
10/26/2017	335000	Nevro Corp	375,413.22	387,343.75	11,930.53
		1.750% Due 06-01-21			
10/26/2017	90000	Oasis Petroleum Inc.	93,412.41	95,229.00	1,816.59
		2.625% Due 09-15-23			
10/26/2017	130000	Pattern Energy Group Inc.	136,778.21	133,737.50	(3,040.71)
		4.000% Due 07-15-20			
10/26/2017	130000	Green Plains Inc.	135,282.20	127,075.00	(8,207.20)
		4.125% Due 09-01-22			

10/26/2017	470000	II-VI Inc. 144A 0.250% Due 09-01-22	488,555.56	540,500.00	51,944.44
10/26/2017	85000	Wright Medical Group Inc. 2.000% Due 02-15-20	89,814.36	91,587.50	1,773.14
10/26/2017	171000	GoPro Inc. 144A 3.500% Due 04-15-22	202,275.62	191,520.00	(10,755.62)
10/26/2017	160000	Meritor Inc. 144A 3.250% Due 10-15-37	168,892.00	171,000.00	2,108.00
10/26/2017	160000	Resource Capital Corp. 4.500% Due 08-15-22	160,000.00	159,600.00	(400.00)
10/26/2017	70000	Calamp Corp 1.625% Due 05-15-20	71,547.00	75,162.50	3,615.50
10/26/2017	155000	Wayfair Inc. 144A 0.375% Due 09-01-22	156,526.90	146,087.50	(10,439.40)
10/26/2017	152000	Teradyne Inc. 144A 1.250% Due 12-15-23	158,379.88	214,510.00	56,130.12
10/26/2017	600000	Liberty Media Corporation 144A 1.000% Due 01-30-23	613,851.84	709,646.40	95,794.56
10/26/2017	169000	Quidel Corp 3.250% Due 12-15-20	187,607.47	247,796.25	60,188.78
10/26/2017	330000	Theravance Inc. 2.125% Due 01-15-23	304,363.15	305,250.00	886.85
10/26/2017	4714	Belden Inc CV PFD	487,975.02	511,234.22	23,259.20
10/26/2017	796000	Tesla Motors Inc. 1.250% Due 03-01-21	781,505.68	877,590.00	96,084.32
10/26/2017	435000	Silicon Laboratories Inc. 144A 1.375% Due 03-01-22	454,441.10	516,562.50	62,121.40
10/26/2017	367	Wells Fargo & Co CV PFD	466,457.00	482,593.85	16,136.85
10/27/2017	110000	JDS Uniphase Corporation 0.625% Due 08-15-33	122,415.97	114,537.50	(7,878.47)
10/27/2017	430000	Ionis Pharmaceuticals Inc 1.000% Due 11-15-21	461,617.10	475,150.00	13,532.90
10/27/2017	6500	Rexnord Corp New PFD	362,624.02	378,501.86	15,877.84
10/27/2017	2100	WPX Energy Inc. CV PFD	106,422.64	105,354.57	(1,068.07)
10/27/2017	620000	Colony Starwood Homes 144A 3.500% Due 01-15-22	686,180.70	701,406.00	15,225.30
10/27/2017	105000	Wells Fargo & Co. Mtn. 0.000% Due 11-06-23	105,000.00	118,083.00	13,083.00
10/27/2017	240000	Workday Inc. 144A 0.250% Due 10-01-22	240,000.00	240,312.00	312.00
10/27/2017	449000	OSI Systems Inc. 144A 1.250% Due 09-01-22	450,562.65	480,109.41	29,546.76
10/27/2017	50000	Sucampo Pharmaceuticals 144A 3.250% Due 12-15-21	53,858.50	47,650.00	(6,208.50)
10/27/2017	240000	Marriott Vacation Worldwide CV 144A 1.500% Due 09-15-22	241,162.50	258,900.00	17,737.50
10/27/2017	215000	Tutor Perini Corp 2.875% Due 06-15-21	230,048.58	249,287.56	19,238.98
10/27/2017	125000	Golar LNG LTD 144A 2.750% Due 02-15-22	125,000.00	112,187.50	(12,812.50)

TOTAL GAINS					7,827,648.52
TOTAL LOSSES					(2,257,271.82)

			108,364,717.33	113,935,094.03	5,570,376.70
			=====		

Attachment C

F.M. Kirby Foundation
 REALIZED GAINS AND LOSSES
 F.M. KIRBY FOUNDATION, INC.
 PORTION OF THE ACCOUNT MANAGED BY
 WALTER SCOTT & PARTNERS
 From 01-01-17 Through 12-31-17

Date	Quantity	Security	Cost Basis	Proceeds	Gain Or Loss
-----	-----	-----	-----	-----	-----
1/10/2017	1800	Komatsu Ltd ORD	41,156.89	41,364.23	207.34
1/11/2017	1800	Komatsu Ltd ORD	41,156.89	41,248.80	91.91
1/11/2017		Japanese Yen (JPY)	41,248.80	41,248.80	-
1/12/2017	1300	Komatsu Ltd ORD	29,724.42	29,715.88	(8.54)
1/12/2017		Japanese Yen (JPY)	29,715.88	29,715.88	-
1/13/2017	1300	Komatsu Ltd ORD	29,724.42	29,704.22	(20.20)
1/13/2017		Japanese Yen (JPY)	29,704.22	29,704.22	-
1/16/2017	1300	Komatsu Ltd ORD	29,724.42	29,839.20	114.78
1/16/2017		Japanese Yen (JPY)	29,839.20	29,614.49	(224.71)
3/14/2017	107	Grainger, W.W. Inc.	26,033.97	26,118.88	84.91
3/15/2017	136	Grainger, W.W. Inc.	33,089.90	33,482.10	392.20
3/16/2017	71	Grainger, W.W. Inc.	17,274.88	17,435.14	160.26
3/17/2017	101	Grainger, W.W. Inc.	24,574.12	24,678.88	104.76
3/20/2017	118	Grainger, W.W. Inc.	28,710.36	28,576.05	(134.31)
3/21/2017	90	Grainger, W.W. Inc.	21,897.73	21,581.63	(316.10)
3/22/2017	100	Grainger, W.W. Inc.	24,330.81	23,960.09	(370.72)
3/23/2017	80	Grainger, W.W. Inc.	19,464.65	19,299.56	(165.09)
3/27/2017	140	Grainger, W.W. Inc.	34,063.14	33,026.63	(1,036.51)
3/28/2017	3500	Adobe Systems Inc.	130,279.77	449,962.28	319,682.51
3/28/2017	5300	Amphenol Corp.	99,178.23	376,979.38	277,801.15
3/28/2017	140	Grainger, W.W. Inc.	34,063.14	33,448.89	(614.25)
3/29/2017	430	Grainger, W.W. Inc.	104,622.49	102,967.35	(1,655.14)
3/31/2017	4500	CSL Limited ORD	149,319.87	730,349.60	581,029.72
3/31/2017		Australian Dollars (AUD)	730,349.60	427,351.80	(302,997.80)
4/3/2017	200	Grainger, W.W. Inc.	48,661.62	46,270.15	(2,391.47)
4/4/2017	140	Grainger, W.W. Inc.	34,063.14	32,323.78	(1,739.36)
4/5/2017	353	Grainger, W.W. Inc.	85,887.76	82,210.69	(3,677.07)
4/6/2017	170	Grainger, W.W. Inc.	41,362.38	39,188.61	(2,173.77)
4/7/2017	110	Grainger, W.W. Inc.	26,763.89	25,229.86	(1,534.03)
4/10/2017	41	Syngenta AG ORD	14,310.86	18,439.08	4,128.23
4/10/2017		Swiss Francs (CHF)	18,439.08	18,391.73	(47.35)
4/10/2017	360	Grainger, W.W. Inc.	87,590.92	82,767.36	(4,823.56)
4/11/2017	93	Syngenta AG ORD	32,461.21	41,688.42	9,227.21
4/11/2017		Swiss Francs (CHF)	41,688.42	41,477.78	(210.64)
4/11/2017	120	Grainger, W.W. Inc.	29,196.97	27,523.72	(1,673.25)
4/12/2017	43	Syngenta AG ORD	15,008.95	19,275.21	4,266.26
4/12/2017		Swiss Francs (CHF)	19,275.21	19,246.78	(28.43)
4/13/2017	47	Syngenta AG ORD	16,405.13	21,025.23	4,620.10
4/13/2017		Swiss Francs (CHF)	21,025.23	21,046.44	21.21
4/13/2017	140	Grainger, W.W. Inc.	34,063.14	31,289.08	(2,774.06)
4/17/2017	130	Grainger, W.W. Inc.	31,630.05	28,966.80	(2,663.25)
4/18/2017	249	Syngenta AG ORD	86,912.28	113,812.80	26,900.52
4/18/2017		Swiss Francs (CHF)	113,812.80	114,018.48	205.68
4/18/2017	233	Grainger, W.W. Inc.	56,690.79	46,622.13	(10,068.66)

4/19/2017	209 Syngenta AG ORD	72,950.47	95,883.27	22,932.80
4/19/2017	Swiss Francs (CHF)	95,883.27	95,854.66	(28.61)
4/19/2017	231 Grainger, W.W. Inc.	56,204.17	44,787.77	(11,416.40)
4/21/2017	91 Syngenta AG ORD	31,763.12	41,804.04	10,040.91
4/21/2017	Swiss Francs (CHF)	41,804.04	41,901.71	97.67
4/24/2017	42 Syngenta AG ORD	14,659.90	19,183.98	4,524.08
4/24/2017	Swiss Francs (CHF)	19,183.98	19,167.08	(16.90)
4/24/2017	2805 C.R. Bard, Inc.	222,240.31	851,835.31	629,595.00
4/25/2017	73 Syngenta AG ORD	25,480.31	33,359.73	7,879.42
4/25/2017	Swiss Francs (CHF)	33,359.73	33,377.41	17.68
4/25/2017	2588 C.R. Bard, Inc.	205,047.39	786,702.48	581,655.09
4/26/2017	20 Syngenta AG ORD	6,980.91	9,169.46	2,188.55
4/26/2017	Swiss Francs (CHF)	9,169.46	9,169.46	-
4/26/2017	1552 C.R. Bard, Inc.	122,965.05	471,555.57	348,590.52
4/28/2017	Danish Kroners (DKK)	36,209.70	36,199.75	(9.95)
4/28/2017	610 C.R. Bard, Inc.	48,330.34	187,032.36	138,702.02
5/1/2017	Danish Kroners (DKK)	21,766.65	21,766.65	-
5/1/2017	345 C.R. Bard, Inc.	27,334.37	105,957.00	78,622.63
5/2/2017	European Currency (EMU)	839,558.54	839,558.54	-
5/2/2017	Danish Kroners (DKK)	69,944.53	69,788.79	(155.74)
5/3/2017	Danish Kroners (DKK)	27,670.94	27,609.27	(61.67)
5/3/2017	Danish Kroners (DKK)	9,568.84	9,547.51	(21.33)
5/8/2017	Danish Kroners (DKK)	95,266.43	94,808.11	(458.32)
5/9/2017	Danish Kroners (DKK)	98,111.95	98,099.67	(12.28)
5/11/2017	Danish Kroners (DKK)	72,286.75	72,701.40	414.65
5/19/2017	465 Contra ORD	376,968.94	502,200.00	125,231.06
6/27/2017	600 Alphabet Inc. - Class A	145,764.82	573,001.98	427,237.16
6/27/2017	600 Intuitive Surgical, Inc.	247,045.64	560,746.70	313,701.06
6/27/2017	3000 Johnson & Johnson	183,022.60	407,376.60	224,354.00
6/27/2017	2900 Mastercard Inc.	67,361.85	357,033.06	289,671.21
6/27/2017	8600 Oracle Corporation	182,853.01	438,684.92	255,831.91
6/27/2017	13000 Taiwan Semiconductor Mfg Company (ADR)	232,406.83	457,722.75	225,315.92
6/29/2017	1900 CSL Limited ORD	63,046.17	352,174.07	289,127.90
6/29/2017	Australian Dollars (AUD)	352,174.07	203,897.80	(148,276.27)
6/29/2017	4700 Nestle SA ORD	181,231.83	409,345.21	228,113.38
6/29/2017	Swiss Francs (CHF)	409,345.21	413,359.96	4,014.75
6/29/2017	1800 Loreal ORD	173,018.17	388,710.57	215,692.40
6/29/2017	European Currency (EMU)	388,710.57	394,059.94	5,349.37
6/30/2017	800 Keyence Corporation ORD	69,094.80	363,440.85	294,346.05
6/30/2017	Japanese Yen (JPY)	363,440.85	363,440.85	-
7/10/2017	4606 Automatic Data Processing, Inc.	192,189.57	483,009.18	290,819.61
7/11/2017	934 Automatic Data Processing, Inc.	38,972.01	95,411.02	56,439.01
7/12/2017	569 Automatic Data Processing, Inc.	23,742.05	58,345.41	34,603.36
7/13/2017	156 LVMH Moet-Hennessy ORD	26,677.62	38,238.49	11,560.87
7/13/2017	European Currency (EMU)	38,238.49	38,451.10	212.61
7/13/2017	488 Automatic Data Processing, Inc.	20,362.25	49,540.24	29,177.99
7/14/2017	1357 LVMH Moet-Hennessy ORD	232,061.11	334,939.33	102,878.22
7/14/2017	European Currency (EMU)	334,939.33	334,180.23	(759.10)
7/14/2017	357 Automatic Data Processing, Inc.	14,896.15	36,151.57	21,255.42
7/17/2017	787 LVMH Moet-Hennessy ORD	134,585.18	195,541.52	60,956.34
7/17/2017	European Currency (EMU)	195,541.52	195,483.65	(57.87)
7/17/2017	246 Automatic Data Processing, Inc.	10,264.58	24,960.89	14,696.31
8/11/2017	Canadian Dollar (CAD)	55,879.11	55,956.66	77.55
8/14/2017	Canadian Dollar (CAD)	163,173.92	163,096.37	(77.55)
8/25/2017	13400 Suncor Energy Inc. ORD	493,720.92	421,309.00	(72,411.92)

8/28/2017	179000	Hong Kong & China Gas Ltd ORD	174,995.79	334,382.38	159,386.59
8/28/2017	9500	Denso Corporation ORD	375,647.92	458,037.90	82,389.98
8/30/2017		Canadian Dollar (CAD)	421,309.00	421,309.00	-
8/31/2017		Japanese Yen (JPY)	458,037.90	458,037.90	-
8/31/2017		Canadian Dollar (CAD)	215,621.04	215,621.04	-
8/31/2017	27000	Hong Kong & China Gas Ltd ORD	26,396.01	50,458.30	24,062.29
8/31/2017		Hong Kong Dollars (HKD)	50,458.30	50,458.30	-
9/1/2017		Hong Kong Dollars (HKD)	10,331.21	10,322.46	(8.75)
9/11/2017		Canadian Dollar (CAD)	225,292.68	225,292.68	-
9/21/2017		Canadian Dollar (CAD)	222,404.31	222,404.31	-
10/11/2017	1132	Suncor Energy Inc. ORD	41,708.36	39,195.00	(2,513.36)
10/12/2017	519	Suncor Energy Inc. ORD	19,122.47	17,598.45	(1,524.03)
10/12/2017	1484	Suncor Energy Inc. ORD	54,677.75	50,189.03	(4,488.72)
10/12/2017		Canadian Dollar (CAD)	39,201.37	39,195.00	(6.37)
10/12/2017		Canadian Dollar (CAD)	17,596.80	17,598.45	1.65
10/12/2017		Canadian Dollar (CAD)	50,184.32	50,189.03	4.71
10/13/2017	2096	Suncor Energy Inc. ORD	77,226.79	70,392.55	(6,834.25)
10/13/2017		Canadian Dollar (CAD)	70,392.55	70,392.55	-
10/16/2017		Canadian Dollar (CAD)	50,178.96	50,251.26	72.30
10/16/2017	1484	Suncor Energy Inc. ORD	54,677.75	50,178.96	(4,498.79)
10/16/2017		Canadian Dollar (CAD)	58,579.08	58,663.48	84.40
10/16/2017	1736	Suncor Energy Inc. ORD	63,962.65	58,579.08	(5,383.57)
10/17/2017		Canadian Dollar (CAD)	40,716.57	40,740.43	23.86
10/17/2017	1484	Suncor Energy Inc. ORD	54,677.75	50,052.73	(4,625.02)
10/17/2017	3629	Suncor Energy Inc. ORD	133,709.94	122,377.25	(11,332.70)
10/17/2017		Canadian Dollar (CAD)	50,052.73	50,052.73	-
10/17/2017		Canadian Dollar (CAD)	81,660.68	81,660.68	-
10/18/2017		Canadian Dollar (CAD)	40,897.13	40,716.57	(180.57)
10/18/2017	1210	Suncor Energy Inc. ORD	44,582.26	40,897.13	(3,685.13)
10/18/2017	742	Suncor Energy Inc. ORD	27,338.87	25,119.51	(2,219.37)
10/18/2017		Canadian Dollar (CAD)	25,119.51	25,119.51	-
10/19/2017	1484	Suncor Energy Inc. ORD	54,677.75	49,950.18	(4,727.57)
10/19/2017	2116	Suncor Energy Inc. ORD	77,963.69	71,135.77	(6,827.93)
10/20/2017	2369	Suncor Energy Inc. ORD	87,285.44	78,892.76	(8,392.68)
10/21/2017		Canadian Dollar (CAD)	49,716.12	49,950.18	234.06
10/21/2017		Canadian Dollar (CAD)	70,802.44	71,135.77	333.33
10/22/2017		Canadian Dollar (CAD)	79,460.14	78,892.76	(567.38)
10/23/2017	1150	Suncor Energy Inc. ORD	42,371.57	38,259.37	(4,112.20)
10/23/2017		Canadian Dollar (CAD)	38,259.37	38,259.37	-
10/24/2017	1936	Suncor Energy Inc. ORD	71,331.62	64,034.18	(7,297.44)
10/24/2017	2978	Suncor Energy Inc. ORD	109,723.95	98,468.86	(11,255.09)
10/25/2017	3441	Suncor Energy Inc. ORD	126,783.11	113,224.53	(13,558.59)
10/25/2017		Canadian Dollar (CAD)	113,224.53	113,224.53	-
10/26/2017		Canadian Dollar (CAD)	49,839.18	49,869.40	30.22
10/26/2017	1489	Suncor Energy Inc. ORD	54,861.97	49,839.18	(5,022.80)
10/26/2017		Canadian Dollar (CAD)	153,954.81	154,048.18	93.37
10/26/2017	4609	Suncor Energy Inc. ORD	169,817.89	153,954.81	(15,863.08)
10/27/2017		Canadian Dollar (CAD)	42,671.70	42,636.52	(35.17)
10/27/2017	1266	Suncor Energy Inc. ORD	46,645.57	42,671.70	(3,973.88)
10/27/2017		Canadian Dollar (CAD)	107,271.81	107,183.40	(88.42)
10/27/2017	3182	Suncor Energy Inc. ORD	117,240.30	107,271.81	(9,968.49)
11/1/2017	4475	Suncor Energy Inc. ORD	164,880.68	151,929.70	(12,950.98)
11/1/2017	1812	Suncor Energy Inc. ORD	66,762.86	61,241.92	(5,520.94)
11/1/2017		Canadian Dollar (CAD)	61,148.97	61,241.92	92.95
11/1/2017	1742	Suncor Energy Inc. ORD	64,183.72	60,049.67	(4,134.05)

11/1/2017	Canadian Dollar (CAD)	59,997.37	60,049.67	52.30
11/2/2017	1674 Suncor Energy Inc. ORD	61,678.27	56,842.55	(4,835.72)
11/2/2017	Canadian Dollar (CAD)	56,882.10	56,842.55	(39.55)
11/2/2017	Canadian Dollar (CAD)	152,035.40	151,929.70	(105.70)
11/2/2017	Swiss Francs (CHF)	51,511.09	51,393.28	(117.81)
11/27/2017	500 Keyence Corporation ORD	43,184.25	307,288.29	264,104.04
11/27/2017	Japanese Yen (JPY)	307,288.29	307,288.29	-
11/27/2017	2100 Shin Etsu Chemical Co. ORD	131,477.15	238,666.18	107,189.03
11/27/2017	Japanese Yen (JPY)	238,666.18	238,666.18	-
11/27/2017	3200 Denso Corporation ORD	126,534.04	181,045.72	54,511.68
11/27/2017	Japanese Yen (JPY)	181,045.72	181,045.72	-
11/27/2017	1800 Fanuc Ltd ORD	174,219.30	457,303.13	283,083.82
11/27/2017	Japanese Yen (JPY)	457,303.13	457,303.13	-
11/28/2017	2200 Novartis AG ORD	186,618.18	187,432.86	814.67
11/28/2017	Swiss Francs (CHF)	187,432.86	186,578.05	(854.81)
11/28/2017	800 Roche Holdings AG ORD	194,296.65	201,501.72	7,205.07
11/28/2017	Swiss Francs (CHF)	201,501.72	200,582.75	(918.97)
11/28/2017	2000 Nestle SA ORD	77,119.93	175,452.25	98,332.32
11/28/2017	Swiss Francs (CHF)	175,452.25	174,652.08	(800.17)
11/28/2017	15200 Novo Nordisk A/S-B ORD	291,971.42	788,269.00	496,297.58
11/28/2017	Danish Kroners (DKK)	788,269.00	782,689.72	(5,579.28)
11/28/2017	1900 Kone OYJ-B ORD	90,122.10	98,416.63	8,294.53
11/28/2017	European Currency (EMU)	98,416.63	97,720.28	(696.35)
11/28/2017	1400 LVMH Moet-Hennessy ORD	239,414.55	412,449.82	173,035.26
11/28/2017	European Currency (EMU)	412,449.82	409,531.51	(2,918.31)
11/28/2017	1226 Essilor International SA ORD	75,799.14	156,328.05	80,528.91
11/28/2017	European Currency (EMU)	156,328.05	155,221.94	(1,106.11)
11/28/2017	5100 Inditex ORD	56,837.73	179,849.33	123,011.60
11/28/2017	European Currency (EMU)	179,849.33	178,576.80	(1,272.53)
11/28/2017	800 L'oreal ORD	76,896.96	178,452.62	101,555.66
11/28/2017	European Currency (EMU)	178,452.62	177,189.97	(1,262.65)
11/28/2017	8992 Compass Group ORD	152,126.12	183,660.07	31,533.95
11/28/2017	Pound Sterling (GBP)	183,660.07	184,524.33	864.26
11/28/2017	1700 Reckitt Benckiser PLC ORD	90,027.63	148,551.16	58,523.53
11/28/2017	Pound Sterling (GBP)	148,551.16	149,250.21	699.05
11/28/2017	47200 AIA Group LTD ORD	203,420.12	399,424.21	196,004.09
11/28/2017	Hong Kong Dollars (HKD)	399,424.21	399,424.21	-
11/28/2017	68000 Hong Kong & China Gas Ltd ORD	66,478.85	132,937.14	66,458.29
11/28/2017	Hong Kong Dollars (HKD)	132,937.14	132,937.14	-
11/28/2017	168000 Cnooc Ltd ORD	201,909.56	226,526.09	24,616.53
11/28/2017	17000 China Mobile LTD ORD	178,610.46	174,674.05	(3,936.41)
11/28/2017	Hong Kong Dollars (HKD)	174,674.05	174,674.05	-
11/28/2017	5100 Hennes & Mauritz AB ORD	150,152.88	119,388.89	(30,763.99)
11/28/2017	Swedish Kroners (SEK)	119,388.89	118,241.27	(1,147.62)
11/28/2017	1900 Alimentation Couche ORD	92,115.66	96,644.55	4,528.89
11/28/2017	Canadian Dollar (CAD)	96,644.55	96,644.55	-
11/28/2017	2600 Schlumberger Ltd.	222,367.63	161,100.35	(61,267.28)
11/28/2017	1400 Adobe Systems Inc.	52,111.91	259,254.54	207,142.63
11/28/2017	200 Alphabet Inc. - Class C	48,635.92	210,063.65	161,427.73
11/28/2017	2500 Amphenol Corp.	46,782.18	227,332.28	180,550.10
11/28/2017	1200 Automatic Data Processing, Inc.	50,071.10	133,289.98	83,218.88
11/28/2017	2900 Cerner Corp	155,811.15	200,704.66	44,893.51
11/28/2017	5600 Cisco Systems, Inc.	154,321.17	210,375.19	56,054.02
11/28/2017	3100 Cognizant Technology Solutions Corp.	191,399.65	225,816.61	34,416.96
11/28/2017	2500 Colgate-Palmolive Co.	108,980.18	181,711.83	72,731.65

11/28/2017	1900 The Walt Disney Company	178,722.92	195,474.95	16,752.03
11/28/2017	2400 EOG Resources Inc.	105,086.89	239,218.58	134,131.69
11/28/2017	1200 Edward Lifesciences Corp	132,612.92	134,707.30	2,094.38
11/28/2017	4000 Fastenal Co.	78,277.68	198,606.73	120,329.05
11/28/2017	1900 Gilead Sciences Inc.	192,258.81	137,286.81	(54,972.00)
11/28/2017	1600 Intuitive Surgical, Inc.	219,596.13	644,067.06	424,470.93
11/28/2017	1300 Johnson & Johnson	79,309.79	181,519.26	102,209.47
11/28/2017	1500 Mastercard Inc.	34,842.34	231,151.01	196,308.67
11/28/2017	2900 Microsoft Corporation	84,852.67	245,644.05	160,791.38
11/28/2017	3300 Nike Inc. Class B	45,893.35	195,991.16	150,097.81
11/28/2017	3800 Oracle Corporation	80,795.52	186,222.64	105,427.12
11/28/2017	1400 Praxair Inc.	152,046.85	217,095.84	65,048.99
11/28/2017	3000 Starbucks Corporation	157,710.32	168,897.81	11,187.49
11/28/2017	1500 Stryker Corporation	123,019.13	232,920.56	109,901.43
11/28/2017	2500 TJX Companies, Inc.	89,276.20	179,553.75	90,277.55
11/28/2017	5000 Taiwan Semiconductor Mfg Company (ADR)	89,387.24	205,031.21	115,643.97
11/30/2017	1700 CSL Limited ORD	56,409.73	190,683.32	134,273.59
11/30/2017	Australian Dollars (AUD)	190,683.32	191,014.92	331.60

TOTAL GAINS				11,802,730.72
TOTAL LOSSES				(909,304.74)

		26,867,040.87	37,760,466.84	10,893,425.97
=====				

FEDERAL FOOTNOTES

PAGE 4 - PART VII-A: STATEMENTS REGARDING ACTIVITIES

QUESTION 6: "THE FOUNDATION HAS TAKEN NO ACTION TO BE EXCLUDED FROM THE APPLICABLE STATE LEGISLATION RELATING TO IRC SECTION 508(E)".

**Instructions for Filing
F.M. Kirby Foundation, Inc.
Delaware Copy of Form 990-PF – Return of Private
Foundation For the period ended December 31, 2017**

Signature...

The original return should be signed (using full name) and dated on page thirteen (13) by an officer or trustee.

Filing...

The signed return should be filed on or before May 15, 2018 with...

Delaware Attorney General
102 West Water Street
2nd Floor
Dover, DE 19904

No tax is due...

No tax is due with this return.

Return of Private Foundation

or Section 4947(a)(1) Trust Treated as Private Foundation

▶ Do not enter social security numbers on this form as it may be made public.

▶ Go to www.irs.gov/Form990PF for instructions and the latest information.**2017****Open to Public Inspection****For calendar year 2017 or tax year beginning****, 2017, and ending****, 20**

Name of foundation F.M. KIRBY FOUNDATION, INC.		A Employer identification number 51-6017929						
Number and street (or P.O. box number if mail is not delivered to street address) 17 DEHART STREET	Room/suite	B Telephone number (see instructions) (973) 538-4800						
City or town, state or province, country, and ZIP or foreign postal code MORRISTOWN, NJ 07963-0151		C If exemption application is pending, check here. <input type="checkbox"/> D 1. Foreign organizations, check here. <input type="checkbox"/> 2. Foreign organizations meeting the 85% test, check here and attach computation. <input type="checkbox"/> E If private foundation status was terminated under section 507(b)(1)(A), check here. <input type="checkbox"/> F If the foundation is in a 60-month termination under section 507(b)(1)(B), check here. <input type="checkbox"/>						
G Check all that apply: <table style="display: inline-table; vertical-align: top;"> <tr><td><input type="checkbox"/> Initial return</td><td><input type="checkbox"/> Initial return of a former public charity</td></tr> <tr><td><input type="checkbox"/> Final return</td><td><input type="checkbox"/> Amended return</td></tr> <tr><td><input type="checkbox"/> Address change</td><td><input type="checkbox"/> Name change</td></tr> </table>			<input type="checkbox"/> Initial return	<input type="checkbox"/> Initial return of a former public charity	<input type="checkbox"/> Final return	<input type="checkbox"/> Amended return	<input type="checkbox"/> Address change	<input type="checkbox"/> Name change
<input type="checkbox"/> Initial return	<input type="checkbox"/> Initial return of a former public charity							
<input type="checkbox"/> Final return	<input type="checkbox"/> Amended return							
<input type="checkbox"/> Address change	<input type="checkbox"/> Name change							
H Check type of organization: <input checked="" type="checkbox"/> Section 501(c)(3) exempt private foundation <input type="checkbox"/> Section 4947(a)(1) nonexempt charitable trust <input type="checkbox"/> Other taxable private foundation I Fair market value of all assets at end of year (from Part II, col. (c), line 16) ▶ \$ 378,424,352. J Accounting method: <input type="checkbox"/> Cash <input checked="" type="checkbox"/> Accrual <input type="checkbox"/> Other (specify) _____ (Part I, column (d) must be on cash basis.)								

Part I Analysis of Revenue and Expenses (The total of amounts in columns (b), (c), and (d) may not necessarily equal the amounts in column (a) (see instructions).)		(a) Revenue and expenses per books	(b) Net investment income	(c) Adjusted net income	(d) Disbursements for charitable purposes (cash basis only)
Revenue	1 Contributions, gifts, grants, etc., received (attach schedule)				
	2 Check <input type="checkbox"/> if the foundation is not required to attach Sch. B.				
	3 Interest on savings and temporary cash investments				
	4 Dividends and interest from securities	10,032,180.	10,032,180.		ATCH 1
	5a Gross rents				
	b Net rental income or (loss)				
	6a Net gain or (loss) from sale of assets not on line 10	42,223,750.			
	b Gross sales price for all assets on line 6a 452,141,178.				
	7 Capital gain net income (from Part IV, line 2)		42,223,750.		
	8 Net short-term capital gain				
	9 Income modifications				
	10a Gross sales less returns and allowances				
Operating and Administrative Expenses	b Less: Cost of goods sold				
	c Gross profit or (loss) (attach schedule)				
	11 Other income (attach schedule) ATCH 2	1,046,151.	1,046,151.		
	12 Total. Add lines 1 through 11	53,302,081.	53,302,081.		
	13 Compensation of officers, directors, trustees, etc.	573,757.	286,879.		286,878.
	14 Other employee salaries and wages	91,692.	45,846.		45,846.
	15 Pension plans, employee benefits	143,777.	71,889.		71,888.
	16a Legal fees (attach schedule) ATCH 3	1,999.	1,000.		999.
	b Accounting fees (attach schedule)ATCH 4	46,500.	23,250.		23,250.
	c Other professional fees (attach schedule).[5]	1,271,389.	1,268,989.		2,400.
	17 Interest				
	18 Taxes (attach schedule) (see instructions)[6]	555,173.	24,299.		24,298.
	19 Depreciation (attach schedule) and depletion				
	20 Occupancy				
	21 Travel, conferences, and meetings	23,790.	11,895.		11,895.
	22 Printing and publications	5,168.	2,584.		2,584.
	23 Other expenses (attach schedule)ATCH 7	102,303.	51,164.		51,159.
	24 Total operating and administrative expenses. Add lines 13 through 23.	2,815,548.	1,787,795.		521,197.
25 Contributions, gifts, grants paid	66,437,500.			39,250,500.	
26 Total expenses and disbursements. Add lines 24 and 25	69,253,048.	1,787,795.	0.	39,771,697.	
27 Subtract line 26 from line 12:					
a Excess of revenue over expenses and disbursements	-15,950,967.				
b Net investment income (if negative, enter -0-)		51,514,286.			
c Adjusted net income (if negative, enter -0-).					

Part II Balance Sheets		Attached schedules and amounts in the description column should be for end-of-year amounts only. (See instructions.)		Beginning of year	End of year	
				(a) Book Value	(b) Book Value	(c) Fair Market Value
Assets	1	Cash - non-interest-bearing		75,462.	27,597,290.	27,597,290.
	2	Savings and temporary cash investments		29,270,828.	63,402,617.	63,402,617.
	3	Accounts receivable ▶				
		Less: allowance for doubtful accounts ▶				
	4	Pledges receivable ▶				
		Less: allowance for doubtful accounts ▶				
	5	Grants receivable				
	6	Receivables due from officers, directors, trustees, and other disqualified persons (attach schedule) (see instructions)				
	7	Other notes and loans receivable (attach schedule) ▶				
		Less: allowance for doubtful accounts ▶				
	8	Inventories for sale or use				
	9	Prepaid expenses and deferred charges ATCH 8		41,576.		
	10a	Investments - U.S. and state government obligations (attach schedule) . .				
	b	Investments - corporate stock (attach schedule) ATCH 9		273,594,254.	232,991,758.	272,784,896.
	c	Investments - corporate bonds (attach schedule)				
	11	Investments - land, buildings, and equipment: basis ▶ Less: accumulated depreciation (attach schedule) ▶				
12	Investments - mortgage loans					
13	Investments - other (attach schedule) ATCH 10		24,549,669.	14,526,302.	14,041,209.	
14	Land, buildings, and equipment: basis ▶ Less: accumulated depreciation (attach schedule) ▶					
15	Other assets (describe ▶ ATCH 11)		869,641.	598,340.	598,340.	
16	Total assets (to be completed by all filers - see the instructions. Also, see page 1, item I)		328,401,430.	339,116,307.	378,424,352.	
Liabilities	17	Accounts payable and accrued expenses		378,247.	95,178.	
	18	Grants payable				
	19	Deferred revenue				
	20	Loans from officers, directors, trustees, and other disqualified persons . .				
	21	Mortgages and other notes payable (attach schedule)				
	22	Other liabilities (describe ▶ ATCH 12)		27,903,000.	55,090,000.	
23	Total liabilities (add lines 17 through 22)		28,281,247.	55,185,178.		
Net Assets or Fund Balances		Foundations that follow SFAS 117, check here <input type="checkbox"/>				
		and complete lines 24 through 26, and lines 30 and 31.				
	24	Unrestricted				
	25	Temporarily restricted				
	26	Permanently restricted				
		Foundations that do not follow SFAS 117, check here ▶ <input checked="" type="checkbox"/>				
		and complete lines 27 through 31.				
	27	Capital stock, trust principal, or current funds				
	28	Paid-in or capital surplus, or land, bldg., and equipment fund				
	29	Retained earnings, accumulated income, endowment, or other funds . .				
30	Total net assets or fund balances (see instructions)		300,120,182.	283,931,129.		
31	Total liabilities and net assets/fund balances (see instructions)		328,401,429.	339,116,307.		

Part III Analysis of Changes in Net Assets or Fund Balances

1	Total net assets or fund balances at beginning of year - Part II, column (a), line 30 (must agree with end-of-year figure reported on prior year's return)	1	300,120,182.
2	Enter amount from Part I, line 27a	2	-15,950,967.
3	Other increases not included in line 2 (itemize) ▶ ATCH 13	3	128,078.
4	Add lines 1, 2, and 3	4	284,297,293.
5	Decreases not included in line 2 (itemize) ▶ ATCH 14	5	366,164.
6	Total net assets or fund balances at end of year (line 4 minus line 5) - Part II, column (b), line 30	6	283,931,129.

Form **990-PF** (2017)

Part IV Capital Gains and Losses for Tax on Investment Income

(a) List and describe the kind(s) of property sold (for example, real estate, 2-story brick warehouse; or common stock, 200 shs. MLC Co.)			(b) How acquired P - Purchase D - Donation	(c) Date acquired (mo., day, yr.)	(d) Date sold (mo., day, yr.)
1 a SEE PART IV SCHEDULE					
b					
c					
d					
e					
(e) Gross sales price	(f) Depreciation allowed (or allowable)	(g) Cost or other basis plus expense of sale	(h) Gain or (loss) ((e) plus (f) minus (g))		
a					
b					
c					
d					
e					
Complete only for assets showing gain in column (h) and owned by the foundation on 12/31/69.					
(i) FMV as of 12/31/69	(j) Adjusted basis as of 12/31/69	(k) Excess of col. (i) over col. (j), if any	(l) Gains (Col. (h) gain minus col. (k), but not less than -0-) or Losses (from col. (h))		
a					
b					
c					
d					
e					
2 Capital gain net income or (net capital loss) { If gain, also enter in Part I, line 7 If (loss), enter -0- in Part I, line 7 }			2	42,223,750.	
3 Net short-term capital gain or (loss) as defined in sections 1222(5) and (6): If gain, also enter in Part I, line 8, column (c). See instructions. If (loss), enter -0- in Part I, line 8 }			3	0.	

Part V Qualification Under Section 4940(e) for Reduced Tax on Net Investment Income

(For optional use by domestic private foundations subject to the section 4940(a) tax on net investment income.)

If section 4940(d)(2) applies, leave this part blank.

Was the foundation liable for the section 4942 tax on the distributable amount of any year in the base period? ☐ Yes ☒ No

If "Yes," the foundation doesn't qualify under section 4940(e). Do not complete this part.

(a) Base period years Calendar year (or tax year beginning in)	(b) Adjusted qualifying distributions	(c) Net value of noncharitable-use assets	(d) Distribution ratio (col. (b) divided by col. (c))
2016	42,627,143.	379,655,373.	0.112279
2015	19,101,247.	406,397,590.	0.047001
2014	21,402,533.	434,439,925.	0.049265
2013	20,606,901.	419,382,335.	0.049136
2012	19,796,013.	394,114,587.	0.050229
2 Total of line 1, column (d)			2 0.307910
3 Average distribution ratio for the 5-year base period - divide the total on line 2 by 5.0, or by the number of years the foundation has been in existence if less than 5 years			3 0.061582
4 Enter the net value of noncharitable-use assets for 2017 from Part X, line 5			4 357,519,770.
5 Multiply line 4 by line 3.			5 22,016,782.
6 Enter 1% of net investment income (1% of Part I, line 27b).			6 515,143.
7 Add lines 5 and 6.			7 22,531,925.
8 Enter qualifying distributions from Part XII, line 4. If line 8 is equal to or greater than line 7, check the box in Part VI, line 1b, and complete that part using a 1% tax rate. See the Part VI instructions.			8 39,771,697.

Part VI Excise Tax Based on Investment Income (Section 4940(a), 4940(b), 4940(e), or 4948 - see instructions)

1a Exempt operating foundations described in section 4940(d)(2), check here <input type="checkbox"/> and enter "N/A" on line 1. Date of ruling or determination letter: _____ (attach copy of letter if necessary - see instructions)			
b Domestic foundations that meet the section 4940(e) requirements in Part V, check here <input checked="" type="checkbox"/> and enter 1% of Part I, line 27b.		1	515,143.
c All other domestic foundations enter 2% of line 27b. Exempt foreign organizations enter 4% of Part I, line 12, col. (b).			
2 Tax under section 511 (domestic section 4947(a)(1) trusts and taxable foundations only; others, enter -0-)		2	
3 Add lines 1 and 2.		3	515,143.
4 Subtitle A (income) tax (domestic section 4947(a)(1) trusts and taxable foundations only; others, enter -0-)		4	0.
5 Tax based on investment income. Subtract line 4 from line 3. If zero or less, enter -0-		5	515,143.
6 Credits/Payments:			
a 2017 estimated tax payments and 2016 overpayment credited to 2017.	6a	515,697.	
b Exempt foreign organizations - tax withheld at source	6b		
c Tax paid with application for extension of time to file (Form 8868).	6c		
d Backup withholding erroneously withheld	6d		
7 Total credits and payments. Add lines 6a through 6d	7	515,697.	
8 Enter any penalty for underpayment of estimated tax. Check here <input type="checkbox"/> if Form 2220 is attached	8		
9 Tax due. If the total of lines 5 and 8 is more than line 7, enter amount owed	9		
10 Overpayment. If line 7 is more than the total of lines 5 and 8, enter the amount overpaid	10	554.	
11 Enter the amount of line 10 to be: Credited to 2018 estimated tax ▶ 554. Refunded ▶	11		

Part VII-A Statements Regarding Activities

	Yes	No
1a During the tax year, did the foundation attempt to influence any national, state, or local legislation or did it participate or intervene in any political campaign?		X
b Did it spend more than \$100 during the year (either directly or indirectly) for political purposes? See the instructions for the definition If the answer is "Yes" to 1a or 1b, attach a detailed description of the activities and copies of any materials published or distributed by the foundation in connection with the activities.		X
c Did the foundation file Form 1120-POL for this year?		X
d Enter the amount (if any) of tax on political expenditures (section 4955) imposed during the year: (1) On the foundation. ▶ \$ _____ (2) On foundation managers. ▶ \$ _____		
e Enter the reimbursement (if any) paid by the foundation during the year for political expenditure tax imposed on foundation managers. ▶ \$ _____		
2 Has the foundation engaged in any activities that have not previously been reported to the IRS? If "Yes," attach a detailed description of the activities.		X
3 Has the foundation made any changes, not previously reported to the IRS, in its governing instrument, articles of incorporation, or bylaws, or other similar instruments? If "Yes," attach a conformed copy of the changes		X
4a Did the foundation have unrelated business gross income of \$1,000 or more during the year?		X
b If "Yes," has it filed a tax return on Form 990-T for this year?		
5 Was there a liquidation, termination, dissolution, or substantial contraction during the year? If "Yes," attach the statement required by <i>General Instruction T</i> .		X
6 Are the requirements of section 508(e) (relating to sections 4941 through 4945) satisfied either: • By language in the governing instrument, or • By state legislation that effectively amends the governing instrument so that no mandatory directions that conflict with the state law remain in the governing instrument?	X	
7 Did the foundation have at least \$5,000 in assets at any time during the year? If "Yes," complete Part II, col. (c), and Part XV	X	
8a Enter the states to which the foundation reports or with which it is registered. See instructions. ▶ DE,		
b If the answer is "Yes" to line 7, has the foundation furnished a copy of Form 990-PF to the Attorney General (or designate) of each state as required by <i>General Instruction G</i> ? If "No," attach explanation	X	
9 Is the foundation claiming status as a private operating foundation within the meaning of section 4942(j)(3) or 4942(j)(5) for calendar year 2017 or the tax year beginning in 2017? See the instructions for Part XIV. If "Yes," complete Part XIV.		X
10 Did any persons become substantial contributors during the tax year? If "Yes," attach a schedule listing their names and addresses		X

Form **990-PF** (2017)

Part VII-A Statements Regarding Activities (continued)

	Yes	No
11 At any time during the year, did the foundation, directly or indirectly, own a controlled entity within the meaning of section 512(b)(13)? If "Yes," attach schedule. See instructions		X
12 Did the foundation make a distribution to a donor advised fund over which the foundation or a disqualified person had advisory privileges? If "Yes," attach statement. See instructions		X
13 Did the foundation comply with the public inspection requirements for its annual returns and exemption application? Website address ► HTTP://FMKIRBYFOUNDATION.ORG	X	
14 The books are in care of ► F.M. KIRBY FOUNDATION, INC. Telephone no. ► 973-538-4800 Located at ► 17 DEHART STREET, MORRISTOWN, NJ ZIP+4 ► 07960		
15 Section 4947(a)(1) nonexempt charitable trusts filing Form 990-PF in lieu of Form 1041 - check here and enter the amount of tax-exempt interest received or accrued during the year		
16 At any time during calendar year 2017, did the foundation have an interest in or a signature or other authority over a bank, securities, or other financial account in a foreign country? See the instructions for exceptions and filing requirements for FinCEN Form 114. If "Yes," enter the name of the foreign country ►		X

Part VII-B Statements Regarding Activities for Which Form 4720 May Be Required**File Form 4720 if any item is checked in the "Yes" column, unless an exception applies.**

	Yes	No
1a During the year, did the foundation (either directly or indirectly):		
(1) Engage in the sale or exchange, or leasing of property with a disqualified person?	<input type="checkbox"/> Yes <input checked="" type="checkbox"/> No	
(2) Borrow money from, lend money to, or otherwise extend credit to (or accept it from) a disqualified person?	<input type="checkbox"/> Yes <input checked="" type="checkbox"/> No	
(3) Furnish goods, services, or facilities to (or accept them from) a disqualified person?	<input checked="" type="checkbox"/> Yes <input type="checkbox"/> No	
(4) Pay compensation to, or pay or reimburse the expenses of, a disqualified person?	<input checked="" type="checkbox"/> Yes <input type="checkbox"/> No	
(5) Transfer any income or assets to a disqualified person (or make any of either available for the benefit or use of a disqualified person)?	<input type="checkbox"/> Yes <input checked="" type="checkbox"/> No	
(6) Agree to pay money or property to a government official? (Exception. Check "No" if the foundation agreed to make a grant to or to employ the official for a period after termination of government service, if terminating within 90 days.)	<input type="checkbox"/> Yes <input checked="" type="checkbox"/> No	
b If any answer is "Yes" to 1a(1)-(6), did any of the acts fail to qualify under the exceptions described in Regulations section 53.4941(d)-3 or in a current notice regarding disaster assistance? See instructions Organizations relying on a current notice regarding disaster assistance, check here		X
c Did the foundation engage in a prior year in any of the acts described in 1a, other than excepted acts, that were not corrected before the first day of the tax year beginning in 2017?		X
2 Taxes on failure to distribute income (section 4942) (does not apply for years the foundation was a private operating foundation defined in section 4942(j)(3) or 4942(j)(5)):		
a At the end of tax year 2017, did the foundation have any undistributed income (lines 6d and 6e, Part XIII) for tax year(s) beginning before 2017? If "Yes," list the years ► , , ,	<input type="checkbox"/> Yes <input checked="" type="checkbox"/> No	
b Are there any years listed in 2a for which the foundation is not applying the provisions of section 4942(a)(2) (relating to incorrect valuation of assets) to the year's undistributed income? (If applying section 4942(a)(2) to all years listed, answer "No" and attach statement - see instructions.)		
c If the provisions of section 4942(a)(2) are being applied to any of the years listed in 2a, list the years here. ► , , ,		
3a Did the foundation hold more than a 2% direct or indirect interest in any business enterprise at any time during the year?	<input checked="" type="checkbox"/> Yes <input type="checkbox"/> No	
b If "Yes," did it have excess business holdings in 2017 as a result of (1) any purchase by the foundation or disqualified persons after May 26, 1969; (2) the lapse of the 5-year period (or longer period approved by the Commissioner under section 4943(c)(7)) to dispose of holdings acquired by gift or bequest; or (3) the lapse of the 10-, 15-, or 20-year first phase holding period? (Use Schedule C, Form 4720, to determine if the foundation had excess business holdings in 2017.)		X
4a Did the foundation invest during the year any amount in a manner that would jeopardize its charitable purposes?		X
b Did the foundation make any investment in a prior year (but after December 31, 1969) that could jeopardize its charitable purpose that had not been removed from jeopardy before the first day of the tax year beginning in 2017?		X

Form **990-PF** (2017)

Part VII-B Statements Regarding Activities for Which Form 4720 May Be Required (continued)

	Yes	No
5a During the year, did the foundation pay or incur any amount to:		
(1) Carry on propaganda, or otherwise attempt to influence legislation (section 4945(e))?	<input type="checkbox"/> Yes	<input checked="" type="checkbox"/> No
(2) Influence the outcome of any specific public election (see section 4955); or to carry on, directly or indirectly, any voter registration drive?	<input type="checkbox"/> Yes	<input checked="" type="checkbox"/> No
(3) Provide a grant to an individual for travel, study, or other similar purposes?	<input type="checkbox"/> Yes	<input checked="" type="checkbox"/> No
(4) Provide a grant to an organization other than a charitable, etc., organization described in section 4945(d)(4)(A)? See instructions	<input checked="" type="checkbox"/> Yes	<input type="checkbox"/> No
(5) Provide for any purpose other than religious, charitable, scientific, literary, or educational purposes, or for the prevention of cruelty to children or animals?	<input type="checkbox"/> Yes	<input checked="" type="checkbox"/> No
b If any answer is "Yes" to 5a(1)-(5), did any of the transactions fail to qualify under the exceptions described in Regulations section 53.4945 or in a current notice regarding disaster assistance? See instructions.		
Organizations relying on a current notice regarding disaster assistance, check here	<input type="checkbox"/>	
c If the answer is "Yes" to question 5a(4), does the foundation claim exemption from the tax because it maintained expenditure responsibility for the grant?	<input checked="" type="checkbox"/> Yes	<input type="checkbox"/> No
If "Yes," attach the statement required by Regulations section 53.4945-5(d).		
6a Did the foundation, during the year, receive any funds, directly or indirectly, to pay premiums on a personal benefit contract?	<input type="checkbox"/> Yes	<input checked="" type="checkbox"/> No
b Did the foundation, during the year, pay premiums, directly or indirectly, on a personal benefit contract?		
If "Yes" to 6b, file Form 8870.		
7a At any time during the tax year, was the foundation a party to a prohibited tax shelter transaction?	<input type="checkbox"/> Yes	<input checked="" type="checkbox"/> No
b If "Yes," did the foundation receive any proceeds or have any net income attributable to the transaction?		

Part VIII Information About Officers, Directors, Trustees, Foundation Managers, Highly Paid Employees, and Contractors**1 List all officers, directors, trustees, foundation managers and their compensation. See instructions.**

(a) Name and address	(b) Title, and average hours per week devoted to position	(c) Compensation (If not paid, enter -0-)	(d) Contributions to employee benefit plans and deferred compensation	(e) Expense account, other allowances
ATCH 15		573,757.	57,375.	0.

2 Compensation of five highest-paid employees (other than those included on line 1 - see instructions). If none, enter "NONE."

(a) Name and address of each employee paid more than \$50,000	(b) Title, and average hours per week devoted to position	(c) Compensation	(d) Contributions to employee benefit plans and deferred compensation	(e) Expense account, other allowances
ATCH 16		58,667.	5,867.	0.

Total number of other employees paid over \$50,000. ☐

Form 990-PF (2017)

FRED M. and JESSIE A. KIRBY EPISCOPAL HOUSE, INC.
381 Sunset Road
Mountain Top, PA 18707
kirbyhse@gmail.com
570-474-5800

August 4, 2017

William H. Byrnes, Jr.
Vice President-Grants
F.M. Kirby Foundation, Inc.
17 DeHart Street
P.O. Box 151
Morristown, NJ 07963-0151

Dear Mr. Byrnes:

Please find attached the Report of Grantee form for your records. As reported, your initial grant of \$250,000.00 has been depleted.

I am excited about the restoration project and the work already accomplished. Each day presents a new challenge, but we are moving along at a steady pace. Finding subcontractors in our area is always an issue, but we have procured approximately 75% of the contracts. Of course, the earliest portion of the restoration project is set up/securing the job site and demolition. That portion is now nearly achieved. Preparation for the ADA lift, masonry and slate roof replacement are now in progress.

Thank you for your continued support of our organization. Should you have questions, please feel free to call.

Sincerely,



Claudia B. Sharp
Manager

Cc: Jessie K. Lee, President
Slater B. Kirby, Chair, Building and Grounds
Wade H.O. Kirby
Katharine C. Prentice

F.M. KIRBY FOUNDATION, INC.

REPORT OF GRANTEE

Please report on status of the grant as of the end of your annual accounting period by filing this form within 60 days of the end of your annual accounting period each year until the grant is expended and/or upon final expenditure of the grant.

Date of Report: August 3, 2017

1. Name and address of grantee organization: Fred M. and Jessie A. Kirby Episcopal House, Inc.
381 Sunset Road
Mountain Top, PA 18707
2. Date and amount of grant: December 8, 2016 in the amount of \$250,000.00
3. Purpose of grant: Restoration and system integration of Kirby Episcopal House
4. Detailed explanation of amount spent since last report, purpose for which spent and progress made toward achieving the purpose of the grant (attach extra sheets if required: (If more than one purpose, give amounts for each purpose.) \$51,000 was expended for architectural services, Mesick-Cohen-Wilson-Baker Architects. \$199,000 was expended for selective site demolition, historic light restoration, site mobilization, performance bond and project management costs.
5. Have you diverted any portion of the funds (or income therefrom) from the purpose of the grant?
No
6. Amount of grant still unexpended: \$0.00 - Grant is depleted.
7. Where is the amount unexpended being kept? N/A
- . By what date do you expect to complete the expenditure of this grant? N/A
1. Have there been any changes in the nature of your Federal tax exemption or your activities since this grant was applied for? (If so, please attach statement in detail.)

 x No change See attached

Name of reporting organization:

Signed by: Claudia B. Sharp

Type or print signer's name: Claudia B. Sharp

Official capacity of signer: Manager

Date: August 3, 2017

FRED M. and JESSIE A. KIRBY EPISCOPAL HOUSE, INC.
381 Sunset Road
Mountain Top, PA 18707
kirbyhse@gmail.com
570-474-5800

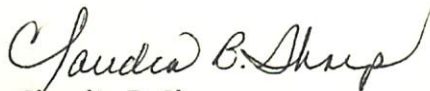
August 8, 2017

William H. Byrnes, Jr.
Vice President-Grants
F.M. Kirby Foundation, Inc.
17 DeHart Street
P.O. Box 151
Morristown, NJ 07963-0151

Dear Mr. Byrnes:

Please find attached the signed Agreement of Grantee delivered to me today. Thank you for the swift response from your foundation. The funds will be used for continued restoration at Graystone Terrace. Thanks, also, for the "luck" comment. A lot of prayer would be helpful, too.

Best regards,


Claudia B. Sharp
Manager

Enclosure

AGREEMENT OF GRANTEE

PRIVATE FOUNDATION NAME: F.M. KIRBY FOUNDATION, INC.

The 2016 conditional grant commitment for \$750,000 by the F.M. Kirby Foundation, Inc. (the "Foundation") to Fred M. & Jessie A. Kirby Episcopal House, Inc. ("Grantee") for the purpose of capital improvements is made subject to the following commitment by the Grantee:

- (1) To repay any portion of the amount granted which is not used for the purposes of the grant;
- (2) To submit full and complete annual reports on:
 - a) the matter in which the funds are spent and the progress made in accomplishing the purposes of the grant, or
 - b) if the grant is made for endowment, for the purchase of capital equipment, or for other capital purposes, on the use of the principal and income annually for three fiscal years;
- (3) To maintain records of receipts and expenditures and to make its books available to the Foundation at reasonable times; and
- (4) Not to use any of the funds (the grant or income from the grant):
 - a) to carry on propaganda or otherwise to attempt to influence legislation;
 - b) to influence the outcome of any specific public election, or to carry on, directly or indirectly, any voter registration drive;
 - c) to make any grant which does not comply with the requirements of the Internal Revenue Code (the "Code") for private foundation grants to individuals or organizations; or
 - d) to undertake any activity for any purpose other than a charitable purpose as defined in the Code.

The above requirements are agreed to and accepted this 8th day of

August, 2017.

Fred M. & Jessie A. Kirby Episcopal House, Inc.

By: Claudia B. Sharp

Title: Manager

FRED M. and JESSIE A. KIRBY EPISCOPAL HOUSE, INC.
381 Sunset Road
Mountain Top, PA 18707
kirbyhse@gmail.com
570-474-5800

February 6, 2018

William H. Byrnes, Jr.
Vice President – Grants
F.M. Kirby Foundation, Inc.
17 DeHart Street
P. O. Box 151
Morristown, NJ 07963-0151

Dear Mr. Byrnes:

Please find attached the Report of Grantee form for your records. Reconstruction, as opposed to demolition, is well underway.

We have expended all funds from the August 2017 grant. The balance was depleted by slate roof materials, floor tiles, rough carpentry, fire suppression, HVAC and project management costs.

Should you have questions, please feel free to call. I, again, thank you for your support of this necessary restoration project.

Sincerely,



Claudia B. Sharp
Manager

Cc: Mrs. Jessie K. Lee, President
Mr. Wade H. O. Kirby, Vice President
Mr. Slater B. Kirby, Chairman, Building and Grounds
Mr. Stephen B. Killian, Treasurer

F.M. KIRBY FOUNDATION, INC.

REPORT OF GRANTEE

Please report on status of the grant as of the end of your annual accounting period by filing this form within 60 days of the end of your annual accounting period each year until the grant is expended and/or upon final expenditure of the grant.

Date of Report: February 6, 2018

1. Name and address of grantee organization: Fred M. and Jessie A. Kirby Episcopal House, Inc.
381 Sunset Road
Mountain Top, PA 18707
2. Date and amount of grant: August 10, 2017 in the amount of \$750,000.00
3. Purpose of grant: Restoration and system integration of Kirby Episcopal House
4. Detailed explanation of amount spent since last report, purpose for which spent and progress made toward achieving the purpose of the grant (attach extra sheets if required: (If more than one purpose, give amounts for each purpose.)
\$378,491.46 was expended for slate roof materials, floor tiles, rough carpentry, fire suppression, HVAC and project management.
5. Have you diverted any portion of the funds (or income therefrom) from the purpose of the grant? No
6. Amount of grant still unexpended: \$0.00
7. Where is the amount unexpended being kept?
By what date do you expect the complete the expenditure of this grant?
1. Have there been any changes in the nature of your Federal tax exemption or your activities since this grant was applied for? (If so, please attach statement in detail.)

 x No change See attached

Name of reporting organization:

Signed by: Claudia Sharp

Type or print signer's name: Claudia Sharp

Official capacity of signer: Manager

Date: 02/06/2018

FRED M. and JESSIE A. KIRBY EPISCOPAL HOUSE, INC.
381 Sunset Road
Mountain Top, PA 18707
kirbyhse@gmail.com
570-474-5800

February 21, 2018

Mr. S. Dillard Kirby, President
F.M. Kirby Foundation, Inc.
17 DeHart Street
P. O. Box 151
Morristown, NJ 07963-0151

Dear Mr. Kirby:

On behalf of the Kirby House Board of Trustees, I would like to thank you for your recent grant of \$750,000 to be used toward our current restoration project. I understand this meets your commitment for 2018 with an additional \$250,000 grant to be distributed in 2019 for like use.

Thank you again for your support. Should you have questions, please feel free to call.

Sincerely,



Claudia B. Sharp
Manager

Cc: Mrs. Jessie K. Lee, President
Mr. Wade H. O. Kirby, Vice President
Mr. Slater B. Kirby, Chairman, Building and Grounds
Mr. Stephen B. Killian, Treasurer

Macculloch Hall Historical Museum
45 Macculloch Avenue, Morristown, NJ 07960 • (973) 538-2404 • maccullochhall.org

William Byrnes, Vice President Grants
F. M. Kirby Foundation, Inc.
17 DeHart Street
P.O. Box 151
Morristown, NJ 07963-0151

June 22, 2017

Dear Mr. Byrnes,

On behalf of the Board of Trustees and staff of Macculloch Hall Historical Museum, I write to thank the F. M. Kirby Foundation for its generous grant of \$27,500 in support of the Museum's FY18 general operating expenses. Enclosed please find the executed Agreement of Grantee.

The F. M. Kirby Foundation's continued support enables Macculloch Hall Historical Museum to develop an array of educational programming and cultural events that engage the more than 5,000 visitors who visit us annually, including the more than 300 children who will visit this summer to learn in our gardens. In addition, the F. M. Kirby Foundation's support permits our continued focus on curatorial research. Enclosed please find a copy of *The Supreme Court Historical Society Quarterly* featuring an article on the political cartoons of Thomas Nast (1840-1902) by F. M. Kirby Curator of Collections Ryan Hyman.

I hope you can visit this summer. I would be happy to walk you through the house and grounds to share our progress.

Warm regards,



Patricia C. Pongracz, Ph.D.
Executive Director

AGREEMENT OF GRANTEE


PRIVATE FOUNDATION NAME: F.M. KIRBY FOUNDATION, INC.

The 2017 grant for \$27,500 by the F.M. Kirby Foundation, Inc. (the "Foundation") to Macculloch Hall Historical Museum ("Grantee") for the purpose of general operating support is made subject to the following commitment by the Grantee:

- (1) To repay any portion of the amount granted which is not used for the purposes of the grant;
- (2) To submit full and complete annual reports on:
 - a) the matter in which the funds are spent and the progress made in accomplishing the purposes of the grant, or
 - b) if the grant is made for endowment, for the purchase of capital equipment, or for other capital purposes, on the use of the principal and income annually for three fiscal years;
- (3) To maintain records of receipts and expenditures and to make its books available to the Foundation at reasonable times; and
- (4) Not to use any of the funds (the grant or income from the grant):
 - a) to carry on propaganda or otherwise to attempt to influence legislation;
 - b) to influence the outcome of any specific public election, or to carry on, directly or indirectly, any voter registration drive;
 - c) to make any grant which does not comply with the requirements of the Internal Revenue Code (the "Code") for private foundation grants to individuals or organizations; or
 - d) to undertake any activity for any purpose other than a charitable purpose as defined in the Code.

The above requirements are agreed to and accepted this 22 day of
June, 2017.

Macculloch Hall Historical Museum

By: 
Executive Director
Title

MACCULLOCH HALL HISTORICAL MUSEUM

F. M. Kirby Foundation
17 DeHart Street
P.O. Box 151
Morristown, NJ 07963-0151

March 12, 2018

Dear Trustees of the F.M. Kirby Foundation,

Macculloch Hall Historical Museum (MHHM) is grateful for the F. M. Kirby Foundation's generous grant of \$27,500 in support of general operating expenses for Fiscal Year 2018. Enclosed please find MHHM's Report of Grantee and Supporting Documents illustrating how the Foundation's funding enabled MHHM to continue to engage 4,501 children and adults during 2017.

Highlights to date include: rehabilitating MHHM's east porch and yard, the entrance to the museum's dedicated classroom, to create and improve accessibility for all visitors; and outreach to more than 700 children through our newly developed *Growing Good Health* program supported, in part, by a grant from the Morristown Medical Center Atlantic Health System. In the spring we will hire a Spanish-English bilingual Environmental Educator to welcome and engage more people in the Morristown community. Our goal is to share MHHM's rich history, fine and decorative arts collections and gardens with as broad and diverse an audience as possible.

MHHM is a community museum. The house, site and collections offer every visitor ways to connect to art, the environment, history and beauty. MHHM's Board of Trustees, staff and I are grateful to the F. M. Kirby Foundation's continuous support. Please visit when you can. We would love to share the house, grounds and programming with you.

Warm regards,



Patricia C. Pongracz, Ph.D.
Executive Director

**F. M. KIRBY FOUNDATION, INC.
REPORT OF GRANTEE**

Please report on status of the grant as of the end of your annual accounting period by filing this report within 60 days of the end of your annual accounting period each year until the grant is expended and/or upon final expenditure of the grant.

Date of Report: March 12, 2018

Name and address of grantee organization:

**Macculloch Hall Historical Museum
45 Macculloch Avenue
Morristown, NJ 07960**

Date and amount of grant: July 1, 2017: \$27,500 (check dated June 30, 2017)

Purpose of grant: The F. M. Kirby Foundation provides general operating support which enables Macculloch Hall Historical Museum to fulfill its mission to provide educational and public programs, exhibits and outreach, and maintain its substantial collections, facilities and grounds according to professional standards.

Areas of Progress

Administration

During FY18 Macculloch Hall Historical Museum (MHHM) has continued to implement operational best practices, to engage and serve the community through new programing and to maintain fiscal discipline. The Museum maintained its visibility as a community museum for everyone serving 4,501 children and adults during 2017. The drop in engagement from 5,401 constituents in 2016 is directly attributable to the absence of a fall fundraiser (please see below under *Development*) and the cancellation due to weather of the *Spirit of the Jersey History Fair*. MHHM is confident that when these two events are added back into the schedule, the number will increase correspondingly.

For the third consecutive year MHHM adhered to a balanced budget and will again end the year on budget during the grant period. Continued careful financial management allowed the Museum to balance its budget and grow its initiatives. The Museum continued to refine its accounting practices to fully comply with professional standards. In so doing, MHHM realized that it more than met the public means test to qualify for Public Charity Status. Currently, MHHM is recognized as a 501(c) 3 Private Charity, which limits funding opportunities. In January 2018, MHHM applied to the IRS for a change of status to Public Charity. We are awaiting notification of the IRS's decision.

MHHM completed two significant capital improvements to the historic house in compliance with its preservation plan (completed in FY17, supported by the Morris County Historic Preservation Trust Fund). These improvements not only maintained the historic character of the house and site, they increased accessibility to the site.

The Museum continued to refine its exhibitions schedule and related educational and public programming; fostered member engagement; and increased programming with community partners. The status of the implementation of these priorities, partially undertaken during the grant period (July 2017-February 2018), are outlined below.

Operational Best Practices

MHHM's Board and Executive Director recognize that in order for the Museum to continue to fully engage and serve the community, the institution must comply with operational best practices to keep it fiscally sound and mission-focused. Under the guidance of MHHM's 15-member Board of Trustees, the Museum adhered to a board-approved, balanced budget. FY19's budget, in progress, is based on the average of the last three years' actual income and spending and supports MHHM's operational plan outlining the upcoming year's administrative, exhibition, collections, educational, cultural programming, garden, house preservation, and fundraising goals.

Over the course of the year, MHHM worked extensively with the accounting firm Nisivoccia LLP, MHHM continuing to refine its accounting practices to reflect accurately and in real time how museum spending directly supports programming. During FY18 all income and expenses were classed weekly according to the classes supporting Programs or Administration. Board and professional staff also signed board-approved "Conflict of Interest" statements at the Annual Meeting in May 2017. These statements will be re-signed annually at the May Annual Meeting. MHHM added two new trustees in January 2018: France Delle Donne and Robert Rose, Esq. (Enclosure 1).

Preservation Planning and Updates to the Physical Plant

In FY18 MHHM completed two significant capital improvements: the rehabilitation of the house's four chimneys, supported in part by a grant from the 1772 Foundation, and the rehabilitation and repair of the east porch, the entrance to the Museum's dedicated classroom. The east yard was also re-graded and historically sympathetic accessible pathways and ramps added.

Collections/Curatorial/Exhibitions

Exhibitions

During FY18 F. M. Kirby Curator of Collections, Ryan Hyman, and Dr. Patricia C. Pongracz, Executive Director, presented seven exhibitions: *From Homestead to Historic House: The Architectural History of Macculloch Hall* (May-August 2017); *Artist, Fireman, Music Maker: Portraits of Thomas Nast* (May-September 2017); *Presidential History: W. Parsons Todd Collects Washington, Lincoln and More!* (September 2017-January 2018); *Thomas Nast Draws President Andrew Johnson* (October-November 2017); *Down the Chimney: A Thomas Nast Christmas* (December 2017-January 2018); *Navigating New Jersey: Maps at Macculloch Hall* (February-June 2018); *A Most Remarkable Family: The Macculloch/Miller/Post Family, 1810-1950* (March-June 2018). These exhibitions demonstrated the ways in which Morristown residents have participated historically in the development of Morristown; how W. Parsons Todd's interest in American history informed his collection; how Thomas Nast (1840-1902) presented himself and a president; and the surprising ties one prominent Morristown family had with national figures (Enclosures 2-8).

During the grant period Mr. Hyman researched the following exhibitions: *From Flame to Filament: Historic Lighting at Macculloch Hall* (May-August) and *Bringing Down the Boss: Thomas Nast Takes on Tweed and Tammany Hall* (July-January 2019).

Professional Partnerships

With the continued objective of increasing MHHM's visibility and strengthening cultural offering in Morris County, MHHM staff partnered with colleagues at other local cultural institutions. In December, MHHM partnered with Acorn Hall, The Stickley Museum at Craftsman Farms, The Ford Mansion, The Museum of Early Trades and Crafts, The Schuyler-Hamilton House and the Morris County Tourism Bureau for Holly Walk. Also in December, MHHM and The Morristown and Morris Township Public Library partnered to present An Afternoon with Thomas Nast, a walking tour from the Library to MHHM celebrating Nast's contributions to Morristown's cultural history. MHHM also partnered with the Morristown National Historical Park for a one-day homeschool program offered once in the fall and winter. In addition, MHHM worked with Homeless Solutions Safe Haven Program and Allegro School Adult ETC Program in the Summer Garden Workshop. MHHM added a third partner to the Summer Garden Workshop: high school students from the Allegro School who worked in the garden through the fall.

Internships

During the summer of FY18 MHHM welcomed Madeline Carlson, a student from George Washington University, Washington, D.C. For eight weeks, under the direction of Mr. Hyman, Ms. Carlson assessed, cleaned and condition reported the 68 antique carpets in MHHM's collection. In December, MHHM began its High School Enrichment Program, which introduces area high school students to career opportunities in museums. Helena Lindner, a sophomore at Hunterdon Preparatory School, and Leana Santana, a senior at Morris County School of Technology, have been exploring object research and collections digitization respectively. Ms. Lindner has elected to volunteer in the program and Ms. Santana is participating for credit. Ms. Santana will work with MHHM for 120 hours in this guided learning opportunity to fulfill graduation requirements. MHHM plans to build participation the High School Enrichment Program during FY18 and FY19.

Collections Management

In addition to regular assessment and maintenance, during FY18 Dr. Pongracz and Mr. Hyman successfully oversaw the professional organization of the W. Parsons Todd Archive. From August through January, Anna Baccaglini, a paid junior colleague, cataloged, re-housed and created a finding aid for the personal papers and ephemera of MHHM's founder. Lighting was improved in the Upstairs Gallery and an upgraded electrical plan created.

Educational Program Development

MHHM's educational programming, developed according to New Jersey State Learning Standards, ties into the Museum's exhibition schedule, but is focused on the engagement of students, scouts, children and families with local, state and, by extension, national history. Of particular importance, GOS funding has helped make it possible for Cynthia Winslow, MHHM's part-time Curator of Education and Community Engagement, to continue to develop and broaden the reach of significant educational programs for students Pre-K through Grade 11 and continue to cultivate

partnerships with other local agencies. Since July 1, MHHM has engaged 2,993 constituents. Of them, 1,535 children and their caregivers have engaged with MHHM's educational programming through the following on- and off-site programs:

Childrens Exhibitions tied to and displayed as part of exhibitions in the School Room Gallery have continued to be an integral part of MHHM's exhibition schedule during FY18. *Build It!* (May-August 2017), part of *From Homestead to Historic Home: The Architectural History of Macculloch Hall*; *Eating and Living in the President's House* (September 2017-January 2018) part of *A Presidential Collection: W. Parsons Todd Collects Washington, Lincoln and More!*; and *Finding Your Way* (February-June 2018) as part of *Mapping New Jersey: Maps at Macculloch Hall*. Each exhibition has a hands-on learning (and fun!) component and includes an art activity presented on child-sized furniture. All groups coming to the Museum are encouraged to explore the exhibitions (Enclosures 9-13).

Growing in the Garden met twice a month year round and included a walk through the historic garden, a story, and an art project based on the program's theme.

A Home Away From Home, *Lessons from the Garden*, and *Through the Keyhole* will provide children in 1st through 3rd grades with an opportunity to visit the house and garden while learning about family and community in the nineteenth century during spring 2018.

Meeting Mr. Macculloch, MHHM's off-site classroom program, engaged elementary school students with historic letters and other primary sources. Students copied a letter written by Mr. Macculloch using a dipping pen and bottled ink. This program reached children in schools that no longer have a budget for fieldtrips. In January 2018, 10 presentations served 185 students and 17 teachers.

Family Programs for summer 2017 featured Saturday morning garden programs during which families made and tasted refrigerator pickles using cucumbers and dill from the Museum's kitchen garden. Families tended and harvested vegetables and herbs, learn about pollinators and other beneficial insects. In total, 101 participants engaged with MHHM's garden in 6 family programs. In conjunction with *From Homestead to Historic Home: The Architectural History of Macculloch Hall*, children were introduced to a variety of nineteenth-century architectural styles and building features through story times, family walking tours and hands-on architecture workshops. Part of the dedicated children's component of this fall exhibition was an illustrated walking guide to Morristown's Historic District identifying the various architectural styles of the historic homes.

Fall/Spring Homeschool series engaged homeschool families through a monthly, multi-part series from September through November in the fall and February through May in the spring. In conjunction with *A Presidential Collection: W. Parsons Todd Collects Washington, Lincoln and More!* a special one-day homeschool program was developed for October 2017 with the education staff at Morristown National Historical Park. In addition, homeschool families participated in programs relating to Thomas Nast's illustrations of past presidents including Ulysses S. Grant and Andrew Johnson. The spring 2018 Homeschool series, *Roads, Trails, Canals and Rails: New Jersey on the Move*, now in progress, will introduce families to various methods of moving people and products within the state, across the country and around the world. Special focus will be on George Macculloch's role in the creation of the Morris Canal (Enclosure 14).

Scout programs continued to be promoted through area councils including the Patriots' Path Council-Boy Scouts of America, Girl Scouts of Northern New Jersey Council and Girl Scouts Heart of New

Jersey Council. MHHM offered nine programs for Tiger Scouts to Boy Scouts, run by Ms. Winslow, an approved Merit Badge Counselor, signed Blue Cards for the scouts upon successful completion of the programs. For Girl Scouts, MHHM offered eight programs for Daisies through Cadettes including a new program, *Building with Style*, an architecture program for Brownies and Juniors scheduled for May and June 2018.

Dig it! Plant it! Eat it! MHHM's summer youth garden enrichment program concluded its second successful year. This program provided multiple visits to the gardens, Schoolroom Gallery exhibition and house while providing children access to green space and hands-on gardening and art making with a New Jersey teaching artist. Offered in partnership with the St. Peter's Episcopal Bilingual Vacation Bible School, Homeless Solutions Inc., and PRIDE, an affiliate of ECLC in Chatham, Children on the Green, the Banyan School, Neighborhood House and the Salvation Army Child Care Center, this program was offered free of charge. Of the 241 participants served: 54% were children ages 6 and under; 53% were from homes where English is the second language; 24% were children and young adults with learning challenges; and 18% were preteens and teenagers, a new age group for this program.

Growing Good Health, a new initiative introduced in November, was fully funded by Morristown Medical Center Atlantic Health System. *Growing Good Health* provides free on-site and off-site garden programs for preschool children to encourage healthy food habits and quality time spent outdoors. The off-site program, *Honeybees: Alive in the Hive*, is scheduled to reach 700 children from November 2017-June 2018. The on-site garden program in spring 2018 is scheduled to reach over 350 children and their teachers. Funding for *Growing Good Health* will also include two National Public Gardens Day events in May 2018 (Enclosures 15-17).

Community Events. MHHM participated in offsite community events including Wharton Canal Day in August, Morristown Community Family Day at Cauldwell Playground and The Festival on the Green in September, Morristown's Christmas on the Green in December, and will participate in the Spirit of the Jerseys State History Fair in May, creating thematically appropriate projects for each event.

In addition to learning opportunities for children and their caregivers, MHHM's professional staff engaged both local and widespread audiences through lectures, poetry readings, concerts and publications during the grant period (Enclosure 18). In September 2017 Ms. Winslow and per-diem educators for *Dig it! Plant it! Eat it!* shared their curriculum in a professional development workshop for 23 area teachers. Ms. Winslow also sits on the American Alliance of Museum's Education Committee where she is part of the committee judging the "Excellence in Programming" award. Dr. Pongracz presented her work on *Louis Comfort Tiffany's Designs for American Synagogues* to the New York Art Glass Forum, St. Michael's Church, NY, NY. In addition to offering public tours of exhibitions at MHHM in October and February, Mr. Hyman was interviewed by a film crew from Moscow, Russia about Thomas Nast's Christmas images in November; presented to a group at The Oaks Senior Living in Denville, NJ in December; was an invited guest to the Supreme Court in Washington, D.C., in December; was interviewed about Nast's Christmas work by PBS's *Drive By History* which will air on NJTV in December 2018; presented a lecture about W. Parsons Todd's presidential collection in partnership with the Morris County Tourism Bureau in January 2018; and presented *Thomas Nast's Historic Icons* to the Harding Senior Group, Harding, NJ in February 2018.

Gardens

In addition to developing programming to engage and welcome children as noted above, MHHM developed a guided volunteer opportunity for some of the most vulnerable adults in our community. During FY18 MHHM again welcomed residents from Homeless Solutions Safe Haven Program and added volunteers from the Allegro School Adult ETC Program to work in the gardens for 90 minutes, once a week for six weeks with Dr. Pongracz. In addition to helping maintain the vegetable garden used throughout the summer by children in *Dig it! Plant it! Eat it!*, volunteers harvested produce and delivered it to the Community Soup Kitchen, Church of the Redeemer, Morristown, NJ. MHHM also welcomed a group of dedicated high school volunteers from the Allegro School who watered and collected debris in the garden from July through November. We look forward to welcoming all of these volunteers back in summer 2018.

MHHM continues to be an active member of Garden State Gardens, a consortium of public gardens in New Jersey. In January, MHHM hosted the quarterly members meeting. Ms. Winslow is sharing with members the garden curriculum she has developed and implemented at MHHM. Sterling Horticultural Services of Chester, NJ, who has provided significant additional donated materials and labor over the past five seasons, again maintained MHHM's gardens during FY18. The Garden Club of Morristown will prune MHHM's roses during their annual cleanup on April 5 and 12, 2018. The gardens are open free to the public daily from 9:00 a.m. to 5:00 p.m.

Community Partners

As noted above, MHHM continued to enjoy active partnerships with area partners through its youth educational programming (Morristown and Morris Township Library; St. Peter's Episcopal Church's Bilingual Vacation Bible School, Homeless Solutions Family Services, ECLC's P.R.I.D.E. program, Children On the Green, and the Banyan School, the Salvation Army Child Care Center and Neighborhood House).

For our adult public, Holly Walk was offered in partnership with the Morris County Tourism Bureau and other historic sites in Morristown and Parsippany; An Afternoon With Thomas Nast in partnership with the Morristown and Morris Township Public Library; and MHHM's volunteer garden experience offered in partnership with Homeless Solutions Safe Haven program and the Allegro School Adult ETC program.

Most recently, MHHM agreed with the Town of Morristown to Adopt-a-Spot. Starting in March, 2018 MHHM will actively pick up litter in the pocket park at the intersection of Elm Street and Morris Ave. where the monument known as "the Hiker" stands as a memorial to the five Morristown residents killed in the Spanish American War (1898-1902). This memorial is particularly significant to MHHM since W. Parsons Todd, the museum founder, commissioned the monument. In addition, MHHM is fielding a team to participate in Morristown's Spring Clean Up Day on Saturday, April 21, 2018.

MHHM is dedicated to supporting other area non-profits working to make the greater Morristown area a culturally rich region accessible to everyone. During FY18 MHHM supported the Mayo Performing Arts Center's *Starlight Ball* and will support Grow It Green Morristown's *Diamonds for Kale* with silent auction items. We look forward to supporting more partners in FY19.

Development/Fundraising/Membership

MHHM has a dedicated and active Development Committee responsible for raising approximately \$60,000 annually. The Development Committee comprises Trustees and the Executive Director and produces operating income primarily through the annual fall fundraiser, Annual Giving campaign and an annual membership campaign. From July 1, 2017 to February 28, 2018 the Development Committee has raised \$44,184.16 through its Annual Giving, Membership, and annual fall fundraiser, this year a trustee “Give or Get” in lieu of an event. MHHM anticipates an additional \$9,000 in membership renewals and \$4,000 in “Give or Get” donations before the close of FY18 on June 30.

In addition to the generous support of the F. M. Kirby Foundation, in FY18 MHHM received general operating support from the W. Parsons Todd Foundation and the New Jersey Historical Commission; a project donation for “Growing Good Health” from Morristown Memorial Atlantic Health System; a project donation for summer 2018’s *Dig it! Plant it! Eat it!* from The Astle-Alpaugh Family Foundation; a grant from the Garden Club of Morristown to decorate the house for Holly Walk; and donations from private individuals.

Digital Initiatives and Marketing

Key to the Museum’s mission is engaging visitors both onsite and online with the history of the house, its residents and the vision of its founder, W. Parsons Todd (1877-1976). In addition to continuing to upgrade the Museum’s website, MHHM actively cultivated our social media platforms (Instagram, Facebook and Twitter feeds and Yelp and TripAdvisor profiles) allowing MHHM to connect with interested individuals, groups and area businesses.

MHHM staff actively promoted the Museum and its programs through electronic calendars (TapInto, Morristown Green, Morris County Tourism Bureau, Patch, NJ Family, NJ Kid’s Online, Mommy Poppins, Koddler, and Google Business page), in paid print publications (NJ Kid’s Guide, Urban Agenda Magazine, Discovery Map, and Morristown Partnership), through Constant Contact emails sent monthly and for special programs (2555 contacts) and via social media.

Members and interested museum constituents were also kept abreast of MHHM’s activities through regular mailings, including two print newsletters (Enclosures 19, 20). MHHM’s programs were well-represented in local and regional media, and attracted coverage in print and online including in New Jersey Monthly, The Daily Record, and The Newark Star Ledger, as well as numerous electronic media outlets. MHHM’s programming was also promoted by the Morris County Tourism Bureau and by the Morristown Partnership.

Conclusion

Macculloch Hall Historical Museum is grateful to the F. M. Kirby Foundation for its continued general operating support, which helps the Museum inspire visitors to experience American history where it happened in their community.

Since the \$27,500 grant was awarded by the F. M. Kirby Foundation, Macculloch Hall Historical Museum has spent \$3,438 each month for general operating expenses; the monthly amount of grant funds expended was calculated from July 1, 2017 through February 28, 2018.

Have you diverted any portion of the funds (or income therefrom) from the purpose of the grant?
No

Amount of grant still unexpended: \$0.00

Where is the amount unexpended being kept? N/A

By what date do you expect to complete the expenditure of this grant? N/A

Have there been any changes in the nature of your Federal tax exemption or your activities since this grant was applied for? (If so, please attach statement in detail.) ____ No change
X see attached: (Enclosure 21).

Name of reporting organization: Macculloch Hall Historical Museum

Signed by:  _____

Type or print signer's name: Patricia C. Pongracz, Ph.D. _____

Official capacity of signer: Executive Director _____

Date: March 12, 2018 _____

Part VIII Information About Officers, Directors, Trustees, Foundation Managers, Highly Paid Employees, and Contractors *(continued)***3** Five highest-paid independent contractors for professional services. See instructions. If none, enter "NONE."

(a) Name and address of each person paid more than \$50,000	(b) Type of service	(c) Compensation
NONE		

Total number of others receiving over \$50,000 for professional services ▶

Part IX-A Summary of Direct Charitable Activities

List the foundation's four largest direct charitable activities during the tax year. Include relevant statistical information such as the number of organizations and other beneficiaries served, conferences convened, research papers produced, etc.	Expenses
1 N/A	
2	
3	
4	

Part IX-B Summary of Program-Related Investments (see instructions)

Describe the two largest program-related investments made by the foundation during the tax year on lines 1 and 2.	Amount
1 NONE	
2	
All other program-related investments. See instructions.	
3 NONE	
Total. Add lines 1 through 3 ▶	

Form **990-PF** (2017)

Part X Minimum Investment Return (All domestic foundations must complete this part. Foreign foundations, see instructions.)

1	Fair market value of assets not used (or held for use) directly in carrying out charitable, etc., purposes:		
a	Average monthly fair market value of securities	1a	347,457,024.
b	Average of monthly cash balances	1b	15,507,209.
c	Fair market value of all other assets (see instructions).	1c	
d	Total (add lines 1a, b, and c)	1d	362,964,233.
e	Reduction claimed for blockage or other factors reported on lines 1a and 1c (attach detailed explanation) 1e		
2	Acquisition indebtedness applicable to line 1 assets	2	
3	Subtract line 2 from line 1d	3	362,964,233.
4	Cash deemed held for charitable activities. Enter 1 1/2 % of line 3 (for greater amount, see instructions).	4	5,444,463.
5	Net value of noncharitable-use assets. Subtract line 4 from line 3. Enter here and on Part V, line 4	5	357,519,770.
6	Minimum investment return. Enter 5% of line 5	6	17,875,989.

Part XI Distributable Amount (see instructions) (Section 4942(j)(3) and (j)(5) private operating foundations and certain foreign organizations, check here ☐ and do not complete this part.)

1	Minimum investment return from Part X, line 6	1	17,875,989.
2a	Tax on investment income for 2017 from Part VI, line 5 2a		515,143.
b	Income tax for 2017. (This does not include the tax from Part VI.) 2b		
c	Add lines 2a and 2b	2c	515,143.
3	Distributable amount before adjustments. Subtract line 2c from line 1	3	17,360,846.
4	Recoveries of amounts treated as qualifying distributions	4	
5	Add lines 3 and 4	5	17,360,846.
6	Deduction from distributable amount (see instructions).	6	
7	Distributable amount as adjusted. Subtract line 6 from line 5. Enter here and on Part XIII, line 1.	7	17,360,846.

Part XII Qualifying Distributions (see instructions)

1	Amounts paid (including administrative expenses) to accomplish charitable, etc., purposes:		
a	Expenses, contributions, gifts, etc. - total from Part I, column (d), line 26	1a	39,771,697.
b	Program-related investments - total from Part IX-B	1b	
2	Amounts paid to acquire assets used (or held for use) directly in carrying out charitable, etc., purposes	2	
3	Amounts set aside for specific charitable projects that satisfy the:		
a	Suitability test (prior IRS approval required)	3a	
b	Cash distribution test (attach the required schedule)	3b	
4	Qualifying distributions. Add lines 1a through 3b. Enter here and on Part V, line 8, and Part XIII, line 4	4	39,771,697.
5	Foundations that qualify under section 4940(e) for the reduced rate of tax on net investment income. Enter 1% of Part I, line 27b. See instructions	5	515,143.
6	Adjusted qualifying distributions. Subtract line 5 from line 4	6	39,256,554.

Note: The amount on line 6 will be used in Part V, column (b), in subsequent years when calculating whether the foundation qualifies for the section 4940(e) reduction of tax in those years.

Part XIII Undistributed Income (see instructions)

	(a) Corpus	(b) Years prior to 2016	(c) 2016	(d) 2017
1 Distributable amount for 2017 from Part XI, line 7				17,360,846.
2 Undistributed income, if any, as of the end of 2017:				
a Enter amount for 2016 only.				
b Total for prior years: 20 <u>15</u> , 20 <u>14</u> , 20 <u>13</u>				
3 Excess distributions carryover, if any, to 2017:				
a From 2012				
b From 2013				
c From 2014				
d From 2015				
e From 2016 22,933,212.				
f Total of lines 3a through e	22,933,212.			
4 Qualifying distributions for 2017 from Part XII, line 4: ► \$ <u>39,771,697.</u>				
a Applied to 2016, but not more than line 2a				
b Applied to undistributed income of prior years (Election required - see instructions).				
c Treated as distributions out of corpus (Election required - see instructions)				
d Applied to 2017 distributable amount.				17,360,846.
e Remaining amount distributed out of corpus.	22,410,851.			
5 Excess distributions carryover applied to 2017 (If an amount appears in column (d), the same amount must be shown in column (a).)				
6 Enter the net total of each column as indicated below:				
a Corpus. Add lines 3f, 4c, and 4e. Subtract line 5	45,344,063.			
b Prior years' undistributed income. Subtract line 4b from line 2b.				
c Enter the amount of prior years' undistributed income for which a notice of deficiency has been issued, or on which the section 4942(a) tax has been previously assessed				
d Subtract line 6c from line 6b. Taxable amount - see instructions				
e Undistributed income for 2016. Subtract line 4a from line 2a. Taxable amount - see instructions				
f Undistributed income for 2017. Subtract lines 4d and 5 from line 1. This amount must be distributed in 2018.				
7 Amounts treated as distributions out of corpus to satisfy requirements imposed by section 170(b)(1)(F) or 4942(g)(3) (Election may be required - see instructions)				
8 Excess distributions carryover from 2012 not applied on line 5 or line 7 (see instructions)				
9 Excess distributions carryover to 2018. Subtract lines 7 and 8 from line 6a	45,344,063.			
10 Analysis of line 9:				
a Excess from 2013				
b Excess from 2014				
c Excess from 2015				
d Excess from 2016 22,933,212.				
e Excess from 2017 22,410,851.				

Part XIV Private Operating Foundations (see instructions and Part VII-A, question 9)

NOT APPLICABLE

1 a If the foundation has received a ruling or determination letter that it is a private operating foundation, and the ruling is effective for 2017, enter the date of the ruling ▶

b Check box to indicate whether the foundation is a private operating foundation described in section ☐ 4942(j)(3) or ☐ 4942(j)(5)

	Tax year	Prior 3 years			(e) Total
	(a) 2017	(b) 2016	(c) 2015	(d) 2014	
2 a Enter the lesser of the adjusted net income from Part I or the minimum investment return from Part X for each year listed					
b 85% of line 2a					
c Qualifying distributions from Part XII, line 4 for each year listed					
d Amounts included in line 2c not used directly for active conduct of exempt activities					
e Qualifying distributions made directly for active conduct of exempt activities. Subtract line 2d from line 2c					
3 Complete 3a, b, or c for the alternative test relied upon:					
a "Assets" alternative test - enter:					
(1) Value of all assets					
(2) Value of assets qualifying under section 4942(j)(3)(B)(i)					
b "Endowment" alternative test - enter 2/3 of minimum investment return shown in Part X, line 6 for each year listed					
c "Support" alternative test - enter:					
(1) Total support other than gross investment income (interest, dividends, rents, payments on securities loans (section 512(a)(5)), or royalties)					
(2) Support from general public and 5 or more exempt organizations as provided in section 4942(j)(3)(B)(iii)					
(3) Largest amount of support from an exempt organization					
(4) Gross investment income					

Part XV Supplementary Information (Complete this part only if the foundation had \$5,000 or more in assets at any time during the year - see instructions.)**1 Information Regarding Foundation Managers:**

a List any managers of the foundation who have contributed more than 2% of the total contributions received by the foundation before the close of any tax year (but only if they have contributed more than \$5,000). (See section 507(d)(2).)

N/A

b List any managers of the foundation who own 10% or more of the stock of a corporation (or an equally large portion of the ownership of a partnership or other entity) of which the foundation has a 10% or greater interest.

N/A

2 Information Regarding Contribution, Grant, Gift, Loan, Scholarship, etc., Programs:

Check here ☐ if the foundation only makes contributions to preselected charitable organizations and does not accept unsolicited requests for funds. If the foundation makes gifts, grants, etc., to individuals or organizations under other conditions, complete items 2a, b, c, and d. See instructions.

a The name, address, and telephone number or email address of the person to whom applications should be addressed:

ATCH 17

b The form in which applications should be submitted and information and materials they should include:

ATCH 18

c Any submission deadlines:

ATCH 19

d Any restrictions or limitations on awards, such as by geographical areas, charitable fields, kinds of institutions, or other factors:

ATCH 20

Part XV Supplementary Information *(continued)***3 Grants and Contributions Paid During the Year or Approved for Future Payment**

Recipient Name and address (home or business)	If recipient is an individual, show any relationship to any foundation manager or substantial contributor	Foundation status of recipient	Purpose of grant or contribution	Amount
a Paid during the year SEE STATEMENT 22 VARIOUS MORRISTOWN, NJ 07963	NONE	PC	SEE STATEMENT 22	39,250,500.
Total			3a	39,250,500.
b Approved for future payment SEE STATEMENT 23 VARIOUS MORRISTOWN, NJ 07963	NONE	PC	SEE STATEMENT 23	54,340,000.
Total			3b	54,340,000.

Part XVI-A	Analysis of Income-Producing Activities
-------------------	--

Enter gross amounts unless otherwise indicated.

Enter gross amounts unless otherwise indicated.	Unrelated business income		Excluded by section 512, 513, or 514		(e) Related or exempt function income (See instructions.)
	(a) Business code	(b) Amount	(c) Exclusion code	(d) Amount	
1 Program service revenue:					
a _____					
b _____					
c _____					
d _____					
e _____					
f _____					
g Fees and contracts from government agencies					
2 Membership dues and assessments					
3 Interest on savings and temporary cash investments .					
4 Dividends and interest from securities			14	10,032,180.	
5 Net rental income or (loss) from real estate:					
a Debt-financed property					
b Not debt-financed property					
6 Net rental income or (loss) from personal property					
7 Other investment income					
8 Gain or (loss) from sales of assets other than inventory			18	42,223,750.	
9 Net income or (loss) from special events . . .					
10 Gross profit or (loss) from sales of inventory . .					
11 Other revenue: a _____					
b ATCH 21 _____				1,046,151.	
c _____					
d _____					
e _____					
12 Subtotal. Add columns (b), (d), and (e)				53,302,081.	
13 Total. Add line 12, columns (b), (d), and (e)				53,302,081.	

Part XVI-B Relationship of Activities to the Accomplishment of Exempt Purposes

[illegible]

Part XVII Information Regarding Transfers to and Transactions and Relationships With Noncharitable Exempt Organizations

- 1** Did the organization directly or indirectly engage in any of the following with any other organization described in section 501(c) (other than section 501(c)(3) organizations) or in section 527, relating to political organizations?
- | | Yes | No |
|---|--------------|----|
| a Transfers from the reporting foundation to a noncharitable exempt organization of: | | |
| (1) Cash | 1a(1) | X |
| (2) Other assets | 1a(2) | X |
| b Other transactions: | | |
| (1) Sales of assets to a noncharitable exempt organization | 1b(1) | X |
| (2) Purchases of assets from a noncharitable exempt organization | 1b(2) | X |
| (3) Rental of facilities, equipment, or other assets | 1b(3) | X |
| (4) Reimbursement arrangements | 1b(4) | X |
| (5) Loans or loan guarantees | 1b(5) | X |
| (6) Performance of services or membership or fundraising solicitations | 1b(6) | X |
| c Sharing of facilities, equipment, mailing lists, other assets, or paid employees | 1c | X |
- d** If the answer to any of the above is "Yes," complete the following schedule. Column **(b)** should always show the fair market value of the goods, other assets, or services given by the reporting foundation. If the foundation received less than fair market value in any transaction or sharing arrangement, show in column **(d)** the value of the goods, other assets, or services received.

(a) Line no.	(b) Amount involved	(c) Name of noncharitable exempt organization	(d) Description of transfers, transactions, and sharing arrangements
	N/A		N/A

- 2a** Is the foundation directly or indirectly affiliated with, or related to, one or more tax-exempt organizations described in section 501(c) (other than section 501(c)(3)) or in section 527? ☐ Yes ☒ No

- b** If "Yes," complete the following schedule.

(a) Name of organization	(b) Type of organization	(c) Description of relationship

Under penalties of perjury, I declare that I have examined this return, including accompanying schedules and statements, and to the best of my knowledge and belief, it is true, correct, and complete. Declaration of preparer (other than taxpayer) is based on all information of which preparer has any knowledge.

Sign Here  S. DILLARD KIRBY PRESIDENT
Signature of officer or trustee Date Title

May the IRS discuss this return with the preparer shown below?
See instructions. ☒ Yes ☐ No

Paid Preparer Use Only

Print/Type preparer's name BARBARA TAIBI	Preparer's signature <i>Barbara Taibi</i>	Date 05/08/2018	Check <input type="checkbox"/> if self-employed PTIN P00179526
Firm's name ► EISNERAMPER LLP	Firm's EIN ► 13-1639826	Firm's address ► 111 WOOD AVE SO STE 600 ISELIN, NJ	Phone no. 08830-2700 732-243-7000

Form **990-PF** (2017)

FORM 990-PF - PART IV
CAPITAL GAINS AND LOSSES FOR TAX ON INVESTMENT INCOME

Kind of Property		Description				P or D	Date acquired	Date sold
Gross sale price less expenses of sale	Depreciation allowed/ allowable	Cost or other basis	FMV as of 12/31/69	Adj. basis as of 12/31/69	Excess of FMV over adj basis		Gain or (loss)	
		TOTAL SHORT-TERM COMMON TRUST FUND AND PARTNERSHIP, S CORPORATION, AND OTHER ESTATES OR TRUST GAIN OR LOSS					76,234.	
		TOTAL LONG-TERM COMMON TRUST FUND AND PARTNERSHIP, S CORPORATION, AND OTHER ESTATES OR TRUST GAIN OR LOSS					2,345,409.	
29479575.		3,254,182.519 SHS EATON VANCE INST'L SEN PROPERTY TYPE: SECURITIES 29355291.				P	VAR 124,284.	VAR
8,746,729.		130,587.000 SHS STATE STREET SPDR ENERGY PROPERTY TYPE: SECURITIES 9,999,941.				P	VAR -1253212.	VAR
30675960.		385,440.000 SHS VANGUARD SHORT-TERM BOND PROPERTY TYPE: SECURITIES 30750090.				P	VAR -74,130.	VAR
62000000.		61,993,800.620 SHS J.P. MORGAN PRIME MON PROPERTY TYPE: SECURITIES 62006199.				P	VAR -6,199.	VAR
157108224.		SEE ATTACHMENT A PROPERTY TYPE: SECURITIES 132560663.				P	VAR 24547561.	VAR
113935094.		SEE ATTACHMENT B PROPERTY TYPE: SECURITIES 108364717.				P	VAR 5,570,377.	VAR
37760467.		SEE ATTACHMENT C PROPERTY TYPE: SECURITIES 26867041.				P	VAR 10893426.	VAR
TOTAL GAIN(LOSS)							<u>42223750.</u>	

ATTACHMENT 1FORM 990PF, PART I - DIVIDENDS AND INTEREST FROM SECURITIES

<u>DESCRIPTION</u>	<u>REVENUE AND EXPENSES PER BOOKS</u>	<u>NET INVESTMENT INCOME</u>
DIVIDEND AND INTEREST INCOME	10,032,180.	10,032,180.
TOTAL	<u>10,032,180.</u>	<u>10,032,180.</u>

ATTACHMENT 2FORM 990PF, PART I - OTHER INCOME

<u>DESCRIPTION</u>	<u>REVENUE AND EXPENSES PER BOOKS</u>	<u>NET INVESTMENT INCOME</u>
INCOME FROM LIMITED PARTNERSHIPS	1,046,151.	1,046,151.
TOTALS	<u>1,046,151.</u>	<u>1,046,151.</u>

ATTACHMENT 3FORM 990PF, PART I - LEGAL FEES

<u>DESCRIPTION</u>	<u>REVENUE AND EXPENSES PER BOOKS</u>	<u>NET INVESTMENT INCOME</u>	<u>ADJUSTED NET INCOME</u>	<u>CHARITABLE PURPOSES</u>
LEGAL FEES	1,999.	1,000.		999.
TOTALS	<u>1,999.</u>	<u>1,000.</u>		<u>999.</u>

ATTACHMENT 4FORM 990PF, PART I - ACCOUNTING FEES

<u>DESCRIPTION</u>	<u>REVENUE AND EXPENSES PER BOOKS</u>	<u>NET INVESTMENT INCOME</u>	<u>ADJUSTED NET INCOME</u>	<u>CHARITABLE PURPOSES</u>
ACCOUNTING FEES	46,500.	23,250.		23,250.
TOTALS	<u>46,500.</u>	<u>23,250.</u>		<u>23,250.</u>

ATTACHMENT 5FORM 990PF, PART I - OTHER PROFESSIONAL FEES

<u>DESCRIPTION</u>	<u>REVENUE AND EXPENSES PER BOOKS</u>	<u>NET INVESTMENT INCOME</u>	<u>CHARITABLE PURPOSES</u>
INVESTMENT MANAGEMENT FEES	1,266,589.	1,266,589.	
CONSULTING FEES	4,800.	2,400.	2,400.
TOTALS	<u>1,271,389.</u>	<u>1,268,989.</u>	<u>2,400.</u>

ATTACHMENT 6FORM 990PF, PART I - TAXES

<u>DESCRIPTION</u>	<u>REVENUE AND EXPENSES PER BOOKS</u>	<u>NET INVESTMENT INCOME</u>	<u>CHARITABLE PURPOSES</u>
PAYROLL TAXES	48,597.	24,299.	24,298.
FEDERAL EXCISE TAXES	506,576.		
TOTALS	<u>555,173.</u>	<u>24,299.</u>	<u>24,298.</u>

ATTACHMENT 7FORM 990PF, PART I - OTHER EXPENSES

<u>DESCRIPTION</u>	<u>REVENUE AND EXPENSES PER BOOKS</u>	<u>NET INVESTMENT INCOME</u>	<u>CHARITABLE PURPOSES</u>
INSURANCE	13,763.	6,882.	6,881.
SOFTWARE MAINTENANCE & SUPPORT	43,597.	21,799.	21,798.
ONLINE SERVICES/INTERNET FEES	19,965.	9,983.	9,982.
REPAIRS & MAINTENANCE	5,450.	2,725.	2,725.
TELEPHONE	3,750.	1,875.	1,875.
OFFICE SUPPLIES	4,362.	2,181.	2,181.
SERVICE CONTRACTS	2,447.	1,224.	1,223.
POSTAGE	1,280.	640.	640.
COMPUTER SUPPLIES	553.	277.	276.
NJ FILING FEES	28.	24.	24.
403(B) ADMINISTRATION FEES	5,088.	2,544.	2,544.
BANK CHARGES	20.	10.	10.
PERSONNEL REPLACEMENT FEE	2,000.	1,000.	1,000.
TOTALS	<u>102,303.</u>	<u>51,164.</u>	<u>51,159.</u>

ATTACHMENT 8FORM 990PF, PART II - PREPAID EXPENSES AND DEFERRED CHARGES

<u>DESCRIPTION</u>	<u>BEGINNING BOOK VALUE</u>	<u>ENDING BOOK VALUE</u>	<u>ENDING FMV</u>
FEDERAL EXCISE TAX	41,576.		
TOTALS	<u>41,576.</u>		

ATTACHMENT 9FORM 990PF, PART II - CORPORATE STOCK

<u>DESCRIPTION</u>	<u>BEGINNING BOOK VALUE</u>	<u>ENDING BOOK VALUE</u>	<u>ENDING FMV</u>
EQUITY INVESTMENTS SEE STATEMENT 9A	273,594,254.	232,991,758.	272,784,896.
TOTALS	<u>273,594,254.</u>	<u>232,991,758.</u>	<u>272,784,896.</u>

STATEMENT 9A

F.M. Kirby Foundation
 PORTFOLIO APPRAISAL
 F.M. KIRBY FOUNDATION, INC.
 CONSOLIDATED INVESTMENT PORTFOLIO
 31-Dec-17

Quantity	Security	Unit Cost	Total Cost	Price	Market Value	Pct. Assets	Cur. Yield
-----	-----	-----	-----	-----	-----	-----	-----
CASH AND EQUIVALENTS							

	J.P. Morgan Money Market Fund / Income		\$ 1,392,193.45		\$ 1,392,193.45	0.4	0.4
	J.P. Morgan Money Market Fund / Principal		\$ 3,227,550.35		\$ 3,227,550.35	11.9	0.4
			-----	-----	-----		
			\$ 4,619,743.80		\$ 4,619,743.80	12.3	0.4
COMMON STOCK							

	11600 Adobe Systems Inc.	\$ 37.22	\$ 431,784.37	\$ 175.24	\$ 2,032,784.00	0.6	0
	1604 Alphabet Inc. - Class C	\$ 243.18	\$ 390,060.10	\$ 1,046.40	\$ 1,678,425.60	0.5	0
	20900 Amphenol Corp.	\$ 18.71	\$ 391,099.06	\$ 87.80	\$ 1,835,020.00	0.6	0.9
	10500 Automatic Data Processing, Inc.	\$ 41.73	\$ 438,122.11	\$ 117.19	\$ 1,230,495.00	0.4	2.2
	24100 Cerner Corp	\$ 53.73	\$ 1,294,844.37	\$ 67.39	\$ 1,624,099.00	0.5	0
	49200 Cisco Systems, Inc.	\$ 27.56	\$ 1,355,821.67	\$ 38.30	\$ 1,884,360.00	0.6	3
	26200 Cognizant Technology Solutions Corp.	\$ 61.74	\$ 1,617,635.76	\$ 71.02	\$ 1,860,724.00	0.6	0.8
	20800 Colgate-Palmolive Co.	\$ 43.59	\$ 906,715.13	\$ 75.45	\$ 1,569,360.00	0.5	2.1
	20700 EOG Resources Inc.	\$ 43.79	\$ 906,374.45	\$ 107.91	\$ 2,233,737.00	0.7	0.6
	10600 Edward Lifesciences Corp	\$ 110.51	\$ 1,171,414.12	\$ 112.71	\$ 1,194,726.00	0.4	0
	34600 Fastenal Co.	\$ 19.57	\$ 677,101.97	\$ 54.69	\$ 1,892,274.00	0.6	2.3
	16500 Gilead Sciences Inc.	\$ 101.19	\$ 1,669,615.96	\$ 71.64	\$ 1,182,060.00	0.4	2.9
	4889 Intuitive Surgical, Inc.	\$ 137.25	\$ 671,003.42	\$ 364.94	\$ 1,784,191.66	0.6	0
	11300 Johnson & Johnson	\$ 61.01	\$ 689,385.14	\$ 139.72	\$ 1,578,836.00	0.5	2.4
	12300 Mastercard Inc.	\$ 23.23	\$ 285,707.17	\$ 151.36	\$ 1,861,728.00	0.6	0.6
	24700 Microsoft Corporation	\$ 29.26	\$ 722,710.69	\$ 85.54	\$ 2,112,838.00	0.7	2
	27900 Nike Inc. Class B	\$ 13.91	\$ 388,007.38	\$ 62.55	\$ 1,745,145.00	0.5	1.2
	32400 Oracle Corporation	\$ 21.26	\$ 688,888.09	\$ 47.28	\$ 1,531,872.00	0.5	1.6
	12000 Praxair Inc.	\$ 108.60	\$ 1,303,258.71	\$ 154.68	\$ 1,856,160.00	0.6	2
	22400 Schlumberger Ltd.	\$ 85.53	\$ 1,915,782.68	\$ 67.39	\$ 1,509,536.00	0.5	3
	25800 Starbucks Corporation	\$ 52.57	\$ 1,356,308.78	\$ 57.43	\$ 1,481,694.00	0.5	2.1
	12600 Stryker Corporation	\$ 82.01	\$ 1,033,360.66	\$ 154.84	\$ 1,950,984.00	0.6	1.2
	21500 TJX Companies, Inc.	\$ 35.71	\$ 767,775.34	\$ 76.46	\$ 1,643,890.00	0.5	1.6
	16100 The Walt Disney Company	\$ 94.06	\$ 1,514,441.60	\$ 107.51	\$ 1,730,911.00	0.5	1.5
			-----	-----	-----		
			\$ 22,587,218.72		\$ 41,005,850.26	12.7	1.4
MUTUAL FUNDS							

	2179327.522 J.P. Morgan Global Allocation R6	\$ 16.06	\$ 35,000,000.00	\$ 18.68	\$ 40,709,838.11	12.6	0
	580633.763 J.P. Morgan Prime Money Mkt- Cap Fund	\$ 1.00	\$ 580,749.89	\$ 1.00	\$ 580,691.83	0.2	0
	792777.438 Vanguard Int-Term Investment Grade Fun	\$ 9.82	\$ 7,783,261.51	\$ 9.75	\$ 7,729,580.02	2.4	2.9
	958087.777 Vanguard International Value Fund	\$ 39.43	\$ 37,779,089.53	\$ 39.88	\$ 38,208,540.55	11.9	1.8
	1093587.359 Vanguard Short-Term Investment Grade F	\$ 10.68	\$ 11,677,632.34	\$ 10.63	\$ 11,624,833.63	3.6	2.1
	1804458.784 Vanguard Total Bond Market Index Fund	\$ 10.77	\$ 19,432,973.33	\$ 10.75	\$ 19,397,931.93	6	2.5
	156021.454 Vanguard Total Intl. Stock Index Fund	\$ 120.15	\$ 18,745,644.70	\$ 122.03	\$ 19,039,298.03	5.9	2.5
	288429.926 Vanguard Total Stock Market Index Fund	\$ 64.66	\$ 18,648,780.41	\$ 66.73	\$ 19,246,928.96	6	1.8
	492599.971 Vanguard Windsor Fund	\$ 79.14	\$ 38,985,810.72	\$ 78.98	\$ 38,905,545.71	12.1	1.9
			-----	-----	-----		
			\$ 188,633,942.43		\$ 195,443,188.76	60.7	1.6

ADR'S (TAIWAN)

41800 Taiwan Semiconductor Mfg Company (AD	\$	17.88	\$	747,277.36	\$	39.65	\$	1,657,370.00	0.5	2.3
			\$	747,277.36			\$	1,657,370.00	0.5	2.3

INT'L EQUITIES (AUSTRALIA)

14200 CSL Limited ORD	\$	33.18	\$	471,187.16	\$	110.52	\$	1,569,352.86	0.5	0
			\$	471,187.16			\$	1,569,352.86	0.5	0

INT'L EQUITIES (CANADA)

16300 Alimentation Couche ORD	\$	48.48	\$	790,255.39	\$	52.35	\$	853,279.86	0.3	0
			\$	790,255.39			\$	853,279.86	0.3	0

INT'L EQUITIES (SWITZERLAND)

17500 Nestle SA ORD	\$	38.56	\$	674,799.36	\$	85.99	\$	1,504,874.29	0.5	0
19000 Novartis AG ORD	\$	84.83	\$	1,611,702.49	\$	84.56	\$	1,606,567.47	0.5	0
6800 Roche Holdings AG ORD	\$	242.87	\$	1,651,521.53	\$	252.95	\$	1,720,061.57	0.5	0
			\$	3,938,023.38			\$	4,831,503.34	1.5	0

INT'L EQUITIES (EUROPE)

10300 Essilor International SA ORD	\$	61.83	\$	636,811.72	\$	138.03	\$	1,421,729.44	0.4	0
43400 Inditex ORD	\$	11.14	\$	483,677.91	\$	34.88	\$	1,513,672.31	0.5	0
15800 Kone OYJ-B ORD	\$	47.43	\$	749,436.44	\$	53.77	\$	849,594.97	0.3	0
5300 LVMH Moet-Hennessy ORD	\$	171.01	\$	906,355.10	\$	294.68	\$	1,561,784.77	0.5	0
7200 Loreal ORD	\$	96.12	\$	692,072.67	\$	222.09	\$	1,599,033.60	0.5	0
			\$	3,468,353.84			\$	6,945,815.09	2.2	0

INT'L EQUITIES (DENMARK)

30100 Novo Nordisk A/S-B ORD	\$	19.21	\$	578,180.25	\$	53.95	\$	1,623,838.78	0.5	0
			\$	578,180.25			\$	1,623,838.78	0.5	0

INT'L EQUITIES (GREAT BRITAIN)

76200 Compass Group ORD	\$	16.92	\$	1,289,147.04	\$	21.64	\$	1,649,272.56	0.5	0
15000 Reckitt Benckiser PLC ORD	\$	52.96	\$	794,361.40	\$	93.60	\$	1,403,951.38	0.4	0
			\$	2,083,508.44			\$	3,053,223.94	0.9	0

INT'L EQUITIES (HONG KONG)

268400 AIA Group LTD ORD	\$	4.31	\$	1,156,736.45	\$	8.53	\$	2,288,368.11	0.7	0
143000 China Mobile LTD ORD	\$	10.51	\$	1,502,429.17	\$	10.14	\$	1,449,701.30	0.5	0
1429000 Cnooc Ltd ORD	\$	1.20	\$	1,717,433.07	\$	1.44	\$	2,051,012.50	0.6	0
592142 Hong Kong & China Gas Ltd ORD	\$	0.98	\$	578,895.75	\$	1.96	\$	1,160,453.58	0.4	0
			\$	4,955,494.43			\$	6,949,535.49	2.2	0

INT'L EQUITIES (JAPAN)

27500 Denso Corporation ORD	\$	39.54	\$	1,087,401.87	\$	60.04	\$	1,650,976.48	0.5	0
9200 Fanuc Ltd ORD	\$	96.79	\$	890,454.21	\$	240.21	\$	2,209,960.05	0.7	0
4008 Keyence Corporation ORD	\$	86.37	\$	346,164.96	\$	560.32	\$	2,245,760.85	0.7	0
18200 Shin Etsu Chemical Co. ORD	\$	62.61	\$	1,139,468.66	\$	101.64	\$	1,849,889.04	0.6	0
			\$	3,463,489.71			\$	7,956,586.42	2.5	0

INT'L EQUITIES (SWEDEN)

43300 Hennes & Mauritz AB ORD	\$	29.44	\$	1,274,827.39	\$	20.68	\$	895,351.45	0.3	0
			\$	1,274,827.39			\$	895,351.45	0.3	0

LIMITED PARTNERSHIPS

1000.03 Blackstone GSO Private Investors Fund I	\$	3,481.01	\$	3,481,114.85	\$	2,212.05	\$	2,212,120.00	0.7	0
1000.012 Blackstone GSO Private Investors Fund II	\$	6,425.37	\$	6,425,442.99	\$	7,209.26	\$	7,209,345.00	2.2	0
			\$	9,906,557.84			\$	9,421,465.00	2.9	0

TOTAL PORTFOLIO

\$	247,518,060.14	\$	286,826,105.05	100	1.2
=====		=====	=====	=====	

PART II BALANCE SHEET

LINE 10B	\$	232,991,758.50		\$	272,784,896.25
LINE 13	\$	14,526,301.64	*	\$	14,041,208.80 **
	\$	<u>247,518,060.14</u>		\$	<u>286,826,105.05</u>

* Book Value of Investment In Partnership = 9,906,558
 ** FMV of Investment In Partnership = 9,421,465

ATTACHMENT 10FORM 990PF, PART II - OTHER INVESTMENTS

<u>DESCRIPTION</u>	<u>BEGINNING BOOK VALUE</u>	<u>ENDING BOOK VALUE</u>	<u>ENDING FMV</u>
MONEY MARKET FUNDS	5,093,771.	4,619,744.	4,619,744.
INVESTMENT IN LIMITED PTRSHP	19,455,898.	9,906,558.	9,421,465.
TOTALS	<u>24,549,669.</u>	<u>14,526,302.</u>	<u>14,041,209.</u>

ATTACHMENT 11FORM 990PF, PART II - OTHER ASSETS

<u>DESCRIPTION</u>	<u>BEGINNING BOOK VALUE</u>	<u>ENDING BOOK VALUE</u>	<u>ENDING FMV</u>
ACCRUED INVESTMENT INCOME	848,936.	577,635.	577,635.
ART & OTHER COLLECTIBLE ITEMS	20,705.	20,705.	20,705.
TOTALS	<u>869,641.</u>	<u>598,340.</u>	<u>598,340.</u>

ATTACHMENT 12FORM 990PF, PART II - OTHER LIABILITIES

<u>DESCRIPTION</u>	<u>BEGINNING BOOK VALUE</u>	<u>ENDING BOOK VALUE</u>
PROMISES TO GIVE	27,903,000.	55,090,000.
TOTALS	<u>27,903,000.</u>	<u>55,090,000.</u>

ATTACHMENT 13FORM 990PF, PART III - OTHER INCREASES IN NET WORTH OR FUND BALANCES

<u>DESCRIPTION</u>	<u>AMOUNT</u>
LAZARD ESTIMATED GAIN PER BOOKS	65,448.
EATON BOOK GAIN IN EXCESS OF TAX GAIN	62,630.
TOTAL	<u>128,078.</u>

FORM 990PF, PART III
OTHER INCREASES IN NET WORTH OR FUND BALANCES
F.M. KIRBY FOUNDATION, INC.
FORM 01-01-17 THROUGH 12-31-17

NET INVESTMENT INCOME INCLUDES ALL ORDINARY INCOME
AND CAPITAL GAIN INCOME PER 2017 ANNUAL PFIC
STATEMENT RECEIVED IN APRIL OF 2018 FROM EATON
VANCE INSTITUTIONAL SENIOR LOAN FUND. THIS AMOUNT
IS NEEDED TO REPORT ADDITIONAL ORDINARY LOSS TO
BE INCLUDED FOR TAXABLE YEAR ENDED DECEMBER 31, 2017.

ATTACHMENT 14FORM 990PF, PART III - OTHER DECREASES IN NET WORTH OR FUND BALANCESDESCRIPTIONAMOUNT

EATON ESTIMATED LOSS PER BOOKS

366,164.

TOTAL

366,164.

FORM 990PF, PART VIII - LIST OF OFFICERS, DIRECTORS, AND TRUSTEESATTACHMENT 15

<u>NAME AND ADDRESS</u>	<u>TITLE AND AVERAGE HOURS PER WEEK DEVOTED TO POSITION</u>	<u>COMPENSATION</u>	<u>CONTRIBUTIONS TO EMPLOYEE BENEFIT PLANS</u>	<u>EXPENSE ACCT AND OTHER ALLOWANCES</u>
S. DILLARD KIRBY 17 DEHART STREET MORRISTOWN, NJ 07960	PRESIDENT 26.00	170,000.	17,000.	0.
WILLIAM H. BYRNES, JR. 17 DEHART STREET MORRISTOWN, NJ 07960	VICE PRESIDENT/GRANTS 35.00	169,645.	16,965.	0.
JEFFERSON W. KIRBY 604 VAN BEUREN ROAD MORRISTOWN, NJ 07960	VICE PRESIDENT 0.	0.	0.	0.
ALICE K. HORTON 4900 W. CORNWALLIS ROAD DURHAM, NC 27705	ASSISTANT SECRETARY 0.	0.	0.	0.
WALKER D. KIRBY LONG HILL ROAD NEW VERNON, NJ 07976	DIRECTOR 0.	0.	0.	0.
SANDRA BROWN SHERMAN C/O SHERMAN WELLS SYLVESTER & STAMELMAN LLP 210 PARK AVE, STE 200 FLORHAM PARK, NJ 07932	DIRECTOR 0.	0.	0.	0.

FORM 990PF, PART VIII - LIST OF OFFICERS, DIRECTORS, AND TRUSTEESATTACHMENT 15 (CONT'D)

<u>NAME AND ADDRESS</u>	<u>TITLE AND AVERAGE HOURS PER WEEK DEVOTED TO POSITION</u>	<u>COMPENSATION</u>	<u>CONTRIBUTIONS TO EMPLOYEE BENEFIT PLANS</u>	<u>EXPENSE ACCT AND OTHER ALLOWANCES</u>
WILSON M. COMPTON, M.D. M.P.E. NATIONAL INSTITUTE ON DRUG ABUSE 6001 EXECUTIVE BOULEVARD, MSC 9589 BETHESDA, MD 20892-9589	DIRECTOR 0.	0.	0.	0.
FRANK N. BARRA 17 DEHART STREET MORRISTOWN, NJ 07963-0151	TREASURER/SECRETARY 35.00	79,805.	7,980.	0.
JOANN F. TIEFAU 17 DEHART STREET MORRISTOWN, NJ 07963-0151	PROGRAM OFFICER 35.00	114,172.	11,417.	0.
WARD K. HORTON 2821 CONGRESS STREET FAIRFIELD, CT 06824	DIRECTOR 0.	0.	0.	0.
LEIGH C. KIRBY 1606 CRAIG STREET RALEIGH, NC 27608	DIRECTOR 0.	0.	0.	0.

FORM 990PF, PART VIII - LIST OF OFFICERS, DIRECTORS, AND TRUSTEESATTACHMENT 15 (CONT'D)

<u>NAME AND ADDRESS</u>	<u>TITLE AND AVERAGE HOURS PER WEEK DEVOTED TO POSITION</u>	<u>COMPENSATION</u>	<u>CONTRIBUTIONS TO EMPLOYEE BENEFIT PLANS</u>	<u>EXPENSE ACCT AND OTHER ALLOWANCES</u>
DIANA L. KOSTAS 17 DEHART STREET MORRISTOWN, NJ 07963-0151	TREASURER/SECRETARY 35.00	40,135.	4,013.	0.
	GRAND TOTALS	<u>573,757.</u>	<u>57,375.</u>	<u>0.</u>

990PF, PART VIII - COMPENSATION OF THE FIVE HIGHEST PAID EMPLOYEESATTACHMENT 16

<u>NAME AND ADDRESS</u>	<u>TITLE AND AVERAGE HOURS PER WEEK DEVOTED TO POSITION</u>	<u>COMPENSATION</u>	<u>CONTRIBUTIONS TO EMPLOYEE BENEFIT PLANS</u>	<u>EXPENSE ACCT AND OTHER ALLOWANCES</u>
LINDA M. D'ADDARIO 17 DEHART STREET MORRISTOWN, NJ 07960	EXECUTIVE ASSISTANT 23.00	58,667.	5,867.	0.
	TOTAL COMPENSATION	<u>58,667.</u>	<u>5,867.</u>	<u>0.</u>

ATTACHMENT 17FORM 990PF, PART XV - NAME, ADDRESS AND PHONE FOR APPLICATIONS

WILLIAM H. BYRNES, JR., VP GRANTS
17 DEHART STREET, PO BOX 151
MORRISTOWN, NJ 07963-0151
973-538-4800

ATTACHMENT 18

990PF, PART XV - FORM AND CONTENTS OF SUBMITTED APPLICATIONS

WILLIAM H. BYRNES, JR., VP GRANTS

SOLICITATIONS MUST BE IN WRITING. SUGGESTED SOLICITATION GUIDELINES
ARE AVAILABLE IN WRITING FROM THE FOUNDATION AND CAN BE FOUND ON THE
INTERNET AT [HTTP://FMKIRBYFOUNDATION.ORG/APPLY](http://fmkirbyfoundation.org/apply). A VALID INTERNAL
REVENUE SERVICE TAX-EXEMPTION LETTER MUST ACCOMPANY EACH
SOLICITATION.

ATTACHMENT 19

990PF, PART XV - SUBMISSION DEADLINES

WILLIAM H. BYRNES, JR., VP GRANTS

SUBMISSION DEADLINE IS OCTOBER 31ST OF EACH YEAR. SOLICITATIONS
RECEIVED AFTER OCTOBER 31ST ARE HELD FOR CONSIDERATION IN THE
FOLLOWING YEAR.

ATTACHMENT 20

990PF, PART XV - RESTRICTIONS OR LIMITATIONS ON AWARDS

WILLIAM H. BYRNES, JR., VP GRANTS

NO GRANTS ARE MADE TO INDIVIDUALS. SUCCESSFUL APPLICANTS TEND TO BE LIMITED TO ORGANIZATIONS ALREADY WELL KNOWN TO ONE OR MORE OF OUR DIRECTORS.

FORM 990-PF, PART XVI-A - ANALYSIS OF OTHER REVENUEATTACHMENT 21

<u>DESCRIPTION</u>	<u>BUSINESS CODE</u>	<u>AMOUNT</u>	<u>EXCLUSION CODE</u>	<u>AMOUNT</u>	<u>RELATED OR EXEMPT FUNCTION INCOME</u>
INCOME FROM LIMITED PARTNERSHIPS	525990		14	1,046,151.	
TOTALS				<u>1,046,151.</u>	

F.M. KIRBY FOUNDATION, INC.

Cumulative List of Grants

January 1, 2017 through December 31, 2017

Organization Project Description	Grant Amount Paid
A.P. Kirby, Jr. Family Fund Mendham, NJ <i>For: A donor advised fund at the Community Foundation of New Jersey for the benefit of the A.P. Kirby, Jr. Family Fund-\$9,000,000 December 2016 and January 2017</i>	\$9,000,000
The Acorn Hill Fund New York, NY <i>For: A donor advised fund at the BNY Mellon Charitable Gift Fund for the benefit of The Acorn Hill Fund-\$9,000,000 December 2016 and January 2017</i>	\$9,000,000
The Adirondack Council, Inc. Elizabethtown, NY	\$50,000
Adirondack Experience (formerly known as The Adirondack Museum) Blue Mountain Lake, NY	\$20,000
Adirondack Land Trust, Inc. Keene Valley, NY	\$30,000
Alfre, Inc. Morristown, NJ	\$25,000
Alzheimer's Association/National Office Chicago, IL <i>For: Support for Early-Career Investigators through the International Research Grant Program</i>	\$150,000
American Ballet Theatre New York, NY	\$10,000
American Cancer Society, Inc./Eastern Division Cedar Knolls, NJ <i>For: Programs in the Northwest New Jersey Region-\$30,000; National Home Office-Extramural Research support in immunotherapy-\$220,000</i>	\$250,000
American Council of Trustees and Alumni Washington, DC	\$25,000

American Council on Science and Health New York, NY	\$30,000
American Diabetes Association Research Foundation, Inc. Alexandria, VA <i>Toward the final-year funding of Dr. Diana E. Stanescu's Junior Faculty Development Award to improve the function of stem cell-derived beta cells</i>	\$40,000
American Enterprise Institute for Public Policy Research Washington, DC <i>Toward the Human Dignity Project</i>	\$50,000
American Red Cross/National Headquarters Washington, DC <i>For: National Disaster Relief Fund</i>	\$250,000
American Red Cross/Northeastern Pennsylvania Community Chapter Wilkes-Barre, PA <i>Toward disaster relief operations in Luzerne County, specifically Wilkes-Barre and Wyoming Valley, PA</i>	\$30,000
American Red Cross/Northern New Jersey Region Summit, NJ <i>Toward disaster relief in Morris County, NJ-\$67,500; toward blood donor programs in Morris County, NJ- \$7,500</i>	\$75,000
America's Future Foundation Washington, DC	\$30,000
Ann K. Kirby Foundation Richmond, VA <i>For: The Community Foundation Serving Richmond and Central Virginia for the benefit of the Ann K. Kirby Foundation-\$9,000,000 December 2016 and January 2017</i>	\$9,000,000
Appalachian Trail Conservancy Harpers Ferry, WV	\$20,000
The ARC/Morris County Chapter, New Jersey, Inc. Morris Plains, NJ <i>For: Morris County Adaptive Recreational Program</i>	\$35,000
Atlantic Legal Foundation Harrison, NY	\$37,500
The Bald Head Island Conservancy, Inc. Bald Head Island, NC	\$50,000

Bill of Rights Institute Arlington, VA	\$25,000
Bipartisan Policy Center Washington, DC <i>Toward the Struggle of Ideas Task Force</i>	\$20,000
BluePath Service Dogs, Inc. Hopewell Junction, NY	\$7,500
Bob Woodruff Foundation New York, NY	\$15,000
Bonnie Brae Liberty Corner, NJ	\$15,000
Boy Scouts of America/Patriots' Path Council, Inc. Cedar Knolls, NJ <i>For: Morris County programs</i>	\$40,000
Cancer Hope Network, Inc. Chester, NJ	\$10,000
Cancer Research Institute, Inc. New York, NY <i>For: The Irvington Postdoctoral Fellowship Program</i>	\$75,000
Caring House, Inc. Durham, NC	\$15,000
Carolina Ballet, Inc. Raleigh, NC	\$15,000
Carolina Theatre of Durham, Inc. Durham, NC	\$30,000
Cary Institute of Ecosystem Studies, Inc. Millbrook, NY <i>For: Support to develop legislative and policy remedies to prevent future forest pest introduction in the U.S.</i>	\$25,000
Center for Child & Family Health Durham, NC <i>For: Healthy Futures Fund</i>	\$27,500
Center for Immigration Studies, Inc. Washington, DC	\$25,000

Center For Individual Rights Washington, DC	\$100,000
Center for Non-Profit Corporations, Inc. Mercerville, NJ	\$10,000
Central Park Conservancy New York, NY	\$20,000
Cheshire Home, Inc. Florham Park, NJ <i>Toward the renovation of the health care facility's main door entrance</i>	\$20,000
Children's Hospital Corporation Boston, MA <i>Toward the F.M. Kirby Neurobiology Center, specifically the Innovation and Education Fund</i>	\$175,000
Christopher and Dana Reeve Foundation Short Hills, NJ <i>For: Continued support of the work of Drs. Sam Pfaff and Chet Moritz through the International Research Consortium on Spinal Cord Injury</i>	\$150,000
Cold Spring Harbor Laboratory Cold Spring Harbor, NY <i>Toward the continued operation of the Preclinical Experimental Therapeutics (PET) facility</i>	\$100,000
Community Hope, Inc. Parsippany, NJ	\$45,000
Conservation Trust for North Carolina Raleigh, NC	\$25,000
Cornerstone Family Programs Morristown, NJ <i>Toward the Morristown Neighborhood House Preschool Program and After School Program for Kindergarten through 8th Grade-\$70,000</i>	\$150,000
Council of New Jersey Grantmakers, Inc. Trenton, NJ <i>Toward specific programs for family philanthropies-\$2,900</i>	\$25,000
Court Appointed Special Advocates of Morris & Sussex Counties, Inc. Morristown, NJ	\$30,000

Covenant House New Jersey, Inc. Newark, NJ <i>Toward the Crisis/Community Service Center in Newark</i>	\$40,000
Daytop Village of New Jersey, Inc. Mendham, NJ	\$30,000
Delaware and Lehigh National Heritage Corridor (formerly known as Hugh Moore Historical Park and Museums, Inc.) Easton, PA <i>For: Support of activities related to the operation of the National Canal Museum</i>	\$25,000
The Discovery Orchestra, Inc. Warren, NJ <i>In honor of Sandra Brown Sherman</i>	\$10,000
Dolgeville Fun & Fitness Dolgeville, NY <i>For: One-time support toward the creation and operation of the Dolgeville Fun & Fitness Area</i>	\$10,000
Drew University Madison, NJ <i>Toward Phase XII of the Campus Revitalization Project: Improvements behind the Ehinger Center</i>	\$75,000
Durham Academy, Inc. Durham, NC	\$20,000
Durham Symphony Incorporated Durham, NC <i>For: Young Artists Competition and concert-\$3,000; free classical concert with KidZnotes at Emily Krzyzewski Center-\$2,500; Hillsborough Pops Concert-\$6,500</i>	\$12,000
East Durham Children's Initiative (EDCI) Durham, NC <i>For: Support to engage 20 HillRAP students at Y.E. Elementary in the EDCI Parent Advocate program</i>	\$20,000
Eastern Environmental Law Center, Inc. Newark, NJ	\$10,000
Emily K Center, Inc. Durham, NC	\$30,000
Employment Horizons, Inc. Cedar Knolls, NJ	\$50,000

EngenderHealth, Inc. New York, NY	\$65,000
Eno River Association Durham, NC	\$15,000
Environmental Defense Fund, Inc. New York, NY <i>Toward science-based policy solutions to protect the Adirondacks from acid deposition</i>	\$90,000
Episcopal Preaching Foundation, Inc. Springfield, NJ	\$25,000
F.M. Kirby Center for the Performing Arts Wilkes-Barre, PA	\$140,000
Fairfield University Fairfield, CT <i>Toward the Adrienne Kirby Family Literacy Project</i>	\$10,000
The Federalist Society for Law & Public Policy Studies Washington, DC	\$25,000
Federation For American Immigration Reform Washington, DC <i>For: Research, analysis, and educational activities (non- lobbying) that provide statistical and practical impacts of legislative remedies</i>	\$65,000
First Night Morris, Inc. Morristown, NJ	\$10,000
The Foundation Center New York, NY	\$16,000
Foundation for Individual Rights in Education, Inc. Philadelphia, PA	\$75,000
Fred M. & Jessie A. Kirby Episcopal House, Inc. Wilkes-Barre, PA <i>Toward the Fred M. and Jessie A. Kirby Episcopal House restoration and systems integration</i>	\$750,000
The Frick Collection New York, NY	\$10,000
The Fund for American Studies Washington, DC	\$35,000

The Fuqua School of Business Durham, NC <i>To establish the Rex D. and Ellen Adams Loan Assistance Endowment-\$300,000 in 2016 and 2017, along with all funds in the Reserved for Future Decision Fund (approximately \$1.9 million); for the Annual Fund-\$30,000 in 2016 and 2017</i>	\$330,000
Garden State Initiative Morristown, NJ	\$20,000
Gilder Lehrman Institute of American History New York, NY <i>For: Teaching Literacy through History program in the Dover, Madison, and Morristown school districts during the 2017-2018 academic year</i>	\$40,000
Gill St. Bernard's School Gladstone, NJ <i>For: The Annual Fund</i>	\$25,000
Girl Scouts of Northern New Jersey, Inc. Riverdale, NJ <i>For: Morris Area programs</i>	\$40,000
Gladney Center for Adoption Fort Worth, TX	\$20,000
Good Grief, Inc. Morristown, NJ <i>For: Support of the Morristown location only</i>	\$22,500
Grace Episcopal Church Madison, NJ <i>For: Capital improvements</i>	\$25,000
Great Swamp Watershed Association New Vernon, NJ	\$20,000
The Greater Morristown YMCA, Inc. Cedar Knolls, NJ <i>For: Direct financial aid for Morris County residents only, through the Annual Support Campaign</i>	\$37,500
Greater Newark Conservancy, Inc. Newark, NJ <i>For: Community Greening Program-\$35,000; toward capacity building of the City Bloom Landscaping Initiative-\$15,000</i>	\$50,000

Greener New Jersey Productions, Inc. Stockton, NJ	\$15,000
Greens Farms Academy, Inc. Greens Farms, CT <i>Toward endowment support of Phase II of the Lead with Excellence capital campaign-\$50,000; for the Annual Giving Fund-\$20,000 in 2016 and 2017; \$70,000 pledged for like purposes 2018</i>	\$70,000
Greensboro Day School Greensboro, NC	\$20,000
Grow It Green Morristown, Inc. Morristown, NJ	\$10,000
The Growing Stage, The Children's Theatre of New Jersey Netcong, NJ	\$25,000
GuideStar USA, Inc. Williamsburg, VA	\$10,000
Guttmacher Institute, Inc. New York, NY	\$30,000
Habitat for Humanity Orange County, N.C., Inc. Chapel Hill, NC	\$50,000
Harding Land Trust, Inc. New Vernon, NJ	\$20,000
The Hill Center, Inc. Durham, NC	\$80,000
Historic Hillsborough Commission Hillsborough, NC	\$7,500
Homeless Solutions, Inc. Morristown, NJ	\$55,000
Hope House Dover, NJ <i>For: The Chore Program for Morris County residents only</i>	\$27,500

Hospital For Special Surgery New York, NY <i>For: Support of research directed toward better treatment and prevention of osteoarthritis</i>	\$80,000
Housing for New Hope, Inc. Durham, NC	\$25,000
Hudson Institute, Inc. Washington, DC <i>To support the Center for American Common Culture</i>	\$20,000
The Injured Marine Semper Fi Fund Oceanside, CA <i>Toward the Veterans to Veterans program in New Jersey and North Carolina-\$25,000</i>	\$35,000
Institute for American Values New York, NY <i>Toward the One America Initiative</i>	\$25,000
Institute for Humane Studies Arlington, VA	\$25,000
Institute For Justice Arlington, VA	\$40,000
Intercollegiate Studies Institute, Inc. Wilmington, DE	\$150,000
Interfaith Food Pantry, Inc. Morris Plains, NJ	\$25,000
JDRF International Newport, VA <i>Toward Beta Cell Restoration and Beta Cell Replacement research</i>	\$200,000
Jersey Battered Women's Service, Inc. Morristown, NJ	\$85,000
JerseyCAN Cranford, NJ	\$30,000
Lafayette College / Alumni Endowment Easton, PA <i>For: Alumni Association Endowment Fund</i>	\$25,000

Lafayette College / Alumni (Annual) Fund Easton, PA <i>For: Alumni Fund - Class of '68-\$7,500 in honor of William J. Raver; Class of '80-\$5,000; Class of '81-\$5,000; Class of '84-\$10,000; Class of '87-\$5,000; Class of '13-\$1,000</i>	\$33,500
Lafayette College / Athletics Merit Scholarships Easton, PA <i>For: Athletics Merit Scholarships</i>	\$50,000
Lafayette College / Bailey Endowment Easton, PA <i>For: Carolyn Huntington Bailey Health Center Endowment Fund</i>	\$10,000
Lafayette College / F.M. Kirby Foundation, Inc. Scholars Fund Easton, PA <i>For: The F.M. Kirby Foundation, Inc. Scholars Fund-toward the 2017 President's Challenge for Financial Aid</i>	\$50,000
Lafayette College / Kirby Athletics Enhancement Endowment Fund Easton, PA <i>For: Kirby Athletics Enhancement Endowment Fund</i>	\$150,000
Lafayette College / Kirby Athletics Enhancement Gift Funds Easton, PA <i>For: Kirby Athletics Enhancement Gift Fund</i>	\$225,000
Lafayette College / Maroon Club Easton, PA <i>For: Maroon Club-\$6,000; Friends of Lafayette Football Program-\$13,000; Maroon Club-Lacrosse Program-\$25,000 (Men's-\$10,000 and Women's-\$15,000); Maroon Club-Swimming Program-\$6,000</i>	\$50,000
The Land Conservancy of New Jersey Boonton, NJ	\$30,000
The Lawrenceville School Lawrenceville, NJ <i>For: The F.M. Kirby Math and Science Center Endowment Fund</i>	\$550,000
The Leader in Me Lehigh Valley Allentown, PA <i>Toward The Leader in Me Program in Forks Elementary and Palmer Elementary Schools in Easton, PA</i>	\$15,000

The Leukemia & Lymphoma Society, Inc./New Jersey Chapter Cranford, NJ <i>For: Ongoing Acute Myeloid Leukemia research within the Beat AML Initiative</i>	\$125,000
Lincoln Center Theater New York, NY	\$15,000
Literacy Volunteers of Morris County, Inc. Morristown, NJ	\$17,500
Little Theatre of Wilkes-Barre Wilkes-Barre, PA <i>For: One-time support toward a challenge grant to renovate the Little Theatre Building</i>	\$20,000
Macculloch Hall Historical Museum Morristown, NJ	\$27,500
Madison Area YMCA Madison, NJ <i>Toward the F.M. Kirby Children's Center Annual Scholarship Fund-\$85,000; toward the Our Community Our Future campaign-\$140,000; \$135,000 pledged in 2018 and 2019 toward the campaign along with all funds in the Reserved for Future Decision account</i>	\$225,000
Madison Jr. Football, Inc. Madison, NJ <i>Toward the helmet acquisition program-\$5,000 each for the 6th grade and 7th grade participants</i>	\$10,000
Manhattan Institute for Policy Research, Inc. New York, NY	\$75,000
Market Street Mission, Inc. Morristown, NJ <i>For: Support of the Morristown operation only</i>	\$40,000
Mayo Performing Arts Center Morristown, NJ	\$100,000
Mental Health Association of Essex and Morris, Inc. Mountain Lakes, NJ <i>For: Morris County programs and services</i>	\$25,000
The Metropolitan Museum of Art New York, NY	\$10,000
Morris Arts Morristown, NJ	\$45,000

Morris County Organization for Hispanic Affairs Dover, NJ <i>For: The Center for Citizenship and Legal Immigration</i>	\$20,000
Morris County Prevention Is Key, Inc. Rockaway, NJ <i>For: Morris County Programs</i>	\$20,000
Morris Habitat for Humanity, Inc. Randolph, NJ <i>For: Projects in Morris County only</i>	\$40,000
The Morris Museum, Inc. Morristown, NJ	\$40,000
Mount Vernon Ladies' Association of the Union Mt. Vernon, VA <i>Toward the acquisition of the Washington to the Marquis de Chastellux letter of May 10, 1783 highlighting philanthropy and benevolence</i>	\$39,000
Mountaintop Hose Company No. 1 Mountaintop, PA <i>Toward the purchase of a Utility Task Vehicle (UTV) and trailer</i>	\$6,000
Moving Picture Institute New York, NY	\$25,000
National Constitution Center Philadelphia, PA <i>Toward support of the Freedom Rising program</i>	\$67,500
National Council For Adoption Alexandria, VA	\$45,000
National Fatherhood Initiative Germantown, MD	\$20,000
The National Football Foundation and College Hall of Fame, Inc. Irving, TX	\$85,000
National Right To Work Legal Defense Foundation, Inc. Springfield, VA <i>For: Continued efforts to thwart union compulsory political activities</i>	\$75,000

The Nature Conservancy in New Jersey Chester, NJ <i>Toward support for a stewardship endowment for acquired land in northwestern New Jersey-\$25,000</i>	\$115,000
The Nature Conservancy/Adirondack Chapter Keene Valley, NY <i>For: Support of the Adirondack Chapter's ongoing activities and programs</i>	\$30,000
Network for Teaching Entrepreneurship New York, NY <i>Toward domestic programs</i>	\$75,000
New Jersey AIDS Services, Inc. Morristown, NJ	\$15,000
New Jersey Audubon Society Bernardsville, NJ	\$40,000
New Jersey Conservation Foundation Far Hills, NJ	\$115,000
New Jersey Performing Arts Center Corporation Newark, NJ	\$20,000
New Jersey Theatre Alliance Morristown, NJ	\$20,000
New Vernon Volunteer Fire Department Fund New Vernon, NJ <i>For: First Aid Squad-\$3,500</i>	\$7,500
Newark Academy Livingston, NJ <i>Toward the Petrello Matching Gift Challenge; specific allocation of funds is Reserved for Future Decision</i>	\$75,000
The Newark Museum Association Newark, NJ	\$50,000
Newark Public Radio, Inc./WBGO Newark, NJ	\$5,000
NewBridge Services, Inc. Pequannock, NJ	\$25,000
North Carolina Arts in Action, Inc. Durham, NC	\$12,500

North Carolina Coastal Land Trust Wilmington, NC	\$45,000
North Carolina Public Radio - WUNC Chapel Hill, NC	\$25,000
North Carolina State University Foundation, Inc./NCSU Libraries Raleigh, NC	\$25,000
Orange Congregations in Mission Hillsborough, NC	\$35,000
Overlook Foundation Summit, NJ <i>For: Support of the Neuroscience Institute at Overlook Medical Center</i>	\$40,000
P.G. Chambers School, Inc. Cedar Knolls, NJ <i>For: Early Intervention Program</i>	\$70,000
Paper Mill Playhouse Millburn, NJ	\$70,000
The Peck School Morristown, NJ <i>For: The Annual Giving Fund</i>	\$20,000
The Philanthropy Roundtable Washington, DC <i>For: General operating support, other than lobbying, for The Alliance for Charitable Reform-\$10,000; for the Veterans Initiative-\$10,000; for the Culture of Freedom Project-\$25,000</i>	\$50,000
Phillips Exeter Academy Exeter, NH <i>Toward The Exeter Fund in honor of Dr. Wilson M. Compton, Class of '77</i>	\$10,000
Plaid House, Inc. Morristown, NJ <i>In honor of Audrey F. VonPoelnitz, MD-\$5,000</i>	\$30,000
Planned Parenthood Federation of America, Inc. New York, NY <i>For: The Health Care Division - Clinical Operations (formerly known as Affiliate Services Division)</i>	\$90,000

Planned Parenthood Keystone	\$35,000
Trexlerstown, PA	
<i>For: General operating support, particularly Luzerne and Northampton Counties</i>	
Planned Parenthood of Northern, Central, and Southern New Jersey, Inc.	\$100,000
Morristown, NJ	
<i>For: General operating support in Morris County only</i>	
Planned Parenthood South Atlantic	\$40,000
Raleigh, NC	
<i>Toward education programs and support services in Durham and Orange counties</i>	
Pre-K Our Way	\$20,000
Florham Park, NJ	
<i>Toward the 2017 Community Communication project</i>	
Preschool Advantage, Inc.	\$25,000
Morristown, NJ	
<i>Toward preschool scholarship assistance for Morris County residents-\$20,000; toward capacity building-\$5,000</i>	
Protect the Adirondacks, Inc.	\$25,000
Lake George, NY	
<i>For: Continued support of the Adirondack Park water quality regional assessment-\$15,000</i>	
Public Media NJ, Inc.	\$20,000
Englewood, NJ	
Reach Out and Read New Jersey	\$20,000
Basking Ridge, NJ	
Re-Creation USA, Inc.	\$20,000
Port Trevorton, PA	
Regional Plan Association, Inc.	\$20,000
Princeton, NJ	
<i>For: New Jersey programs</i>	
Rising Tide Capital, Inc.	\$20,000
Jersey City, NJ	
The Rockefeller University	\$125,000
New York, NY	
<i>Toward the purchase of a VisiTech (VT) i-SIM (instant structured illumination microscope)</i>	

Roundabout Theatre Company, Inc. New York, NY	\$25,000
Rowan University Foundation Glassboro, NJ <i>Toward the NJ Municipal Asset Profiler (NJMAP) project</i>	\$20,000
Rutgers University Foundation/Rutgers Cancer Institute of New Jersey New Brunswick, NJ <i>Toward the Translational Cancer Research Fellowship program</i>	\$100,000
Salisbury Historical Society Salisbury Center, NY <i>Toward the replacement of the roof at the rear of the 1805 Frisbie House</i>	\$4,000
The Salvation Army/Morristown Area Services Morristown, NJ <i>For: Emergency Assistance for Morris County residents-\$7,500</i>	\$42,500
The Sarah P. Duke Gardens Durham, NC <i>Toward the expansion of the Doris Duke Center at Sarah P. Duke Gardens, specifically Kirby-Horton Hall additions and renovations-\$334,000 in 2015, \$333,000 in 2016 and 2017</i>	\$333,000
Scheie Eye Institute Philadelphia, PA <i>For: Capital equipment for the F.M. Kirby Center for Molecular Ophthalmology-\$100,000 in 2016 and 2017</i>	\$100,000
The Seeing Eye, Inc. Morristown, NJ	\$75,000
Sexuality Information and Education Council of the United States, Inc. Washington, DC <i>For: Sexual and reproductive health education programs</i>	\$37,500
The Shakespeare Theatre of New Jersey, Inc. Florham Park, NJ	\$115,000
Southern Environmental Law Center Chapel Hill, NC <i>For: Continued efforts in North Carolina</i>	\$30,000

St. Peter's Episcopal Church Morristown, NJ <i>For: One-time support for the Rector's discretionary fund-\$5,000</i>	\$40,000
St. Stephen's Episcopal Church/Durham Durham, NC <i>In support of the field education program for seminarians</i>	\$18,000
State Theatre Center for the Arts, Inc. Easton, PA	\$85,000
Stratford Volunteer Fire Company, Inc. Stratford, NY <i>Toward the purchase of equipment</i>	\$5,000
Student U Durham, NC	\$40,000
Summit Speech School New Providence, NJ	\$65,000
Talent Market Mount Pleasant, SC	\$10,000
Teach For America, Inc. Newark, NJ <i>For: Greater Newark-\$40,000; Eastern North Carolina-\$30,000</i>	\$70,000
TeenPride, Inc. Morristown, NJ	\$20,000
Township of Harding New Vernon, NJ <i>Toward renovations to the Marian S. and Allan P. Kirby Municipal building</i>	\$25,000
Triangle Land Conservancy, Inc. Durham, NC	\$40,000
Trout Unlimited, Inc. Arlington, VA <i>Toward the Upper Delaware Watershed Home Rivers Initiative in New Jersey-\$20,000</i>	\$27,500
The Trust for Public Land Morristown, NJ <i>For: New Jersey programs only</i>	\$115,000

United Way of Northern New Jersey Morristown, NJ <i>For: General allocation to partner agencies in Morris County only</i>	\$225,000
United Way of the Greater Triangle, Inc. Morrisville, NC <i>For: Orange and Durham Counties collaborative partnership support-\$160,000; for Orange and Durham Counties Basic Needs support-\$40,000</i>	\$200,000
United Way of Wyoming Valley Wilkes-Barre, PA <i>For: Annual allocations to community-based social service agencies and programs</i>	\$90,000
University of North Carolina at Chapel Hill/PlayMakers Repertory Company Chapel Hill, NC <i>For: Playmakers Repertory Company - toward education and outreach programs</i>	\$10,000
The University of North Carolina Center for Public Television Research Triangle Park, NC <i>For: Outreach efforts</i>	\$17,500
USA Swimming Foundation Colorado Springs, CO	\$10,000
The Violet Festival Dolgeville, NY <i>For: The Violet Festival in Dolgeville, NY</i>	\$4,000
Wake Forest University Winston-Salem, NC <i>For: The Wake Forest Fund</i>	\$25,000
Writers Theatre of NJ (formerly known as Playwrights Theatre of New Jersey) Madison, NJ	\$20,000
Wyoming Seminary Kingston, PA <i>Toward the Allan P. and Marian Sutherland Kirby Center for Creative Arts Endowment Fund</i>	\$100,000
Yale University/School of Medicine New Haven, CT <i>Toward operational costs of the CNMR Imaging Facility</i>	\$140,000
Young America's Foundation Reston, VA	\$75,000

Zeta Psi Educational Foundation	\$25,000
Pearl River, NY	
<i>For: The Kirby Presidents Leadership Conference at Lafayette College held in January, 2017</i>	

Zufall Health Center, Inc.	\$20,000
Dover, NJ	
<i>For: The Morristown Health Clinic</i>	

Grand Total	<u>\$39,250,500</u>
--------------------	---------------------

F.M. KIRBY FOUNDATION, INC.

Outstanding Pledges

As of December 31, 2017

Organization Project Description	Due Date	Payment Amount
<u>January, 2018</u>		
A.P. Kirby, Jr. Family Fund <i>For: A donor advised fund at the Community Foundation of New Jersey for the benefit of the A.P. Kirby, Jr. Family Fund</i>	1/4/2018	\$18,000,000
The Acorn Hill Fund <i>For: A donor advised fund at the BNY Mellon Charitable Gift Fund for the benefit of The Acorn Hill Fund</i>	1/4/2018	\$18,000,000
Ann K. Kirby Foundation <i>For: The Community Foundation Serving Richmond and Central Virginia for the benefit of the Ann K. Kirby Foundation</i>	1/4/2018	\$18,000,000
Total for January, 2018		<hr/> \$54,000,000
<u>December, 2018</u>		
Greens Farms Academy, Inc. <i>Toward endowment support of Phase II of the Lead with Excellence capital campaign-\$50,000; for the Annual Giving Fund-\$20,000 in 2016 and 2017; \$70,000 pledged for like purposes 2018</i>	12/7/2018	\$70,000
Madison Area YMCA <i>Toward the Our Community Our Future campaign- \$140,000 in 2017; \$135,000 pledged in 2018 and 2019 toward the campaign along with all funds in the Reserved for Future Decision account</i>	12/7/2018	\$135,000
Total for December, 2018		<hr/> \$205,000
<u>December, 2019</u>		
Madison Area YMCA <i>Toward the Our Community Our Future campaign- \$140,000 in 2017; \$135,000 pledged in 2018 and 2019 toward the campaign along with all funds in the Reserved for Future Decision account</i>	12/9/2019	\$135,000
Total for December, 2019		<hr/> \$135,000
Grand Total		<hr/> \$54,340,000 <hr/>

**SCHEDULE D
(Form 1041)**

Department of the Treasury
Internal Revenue Service

Capital Gains and Losses

- ▶ Attach to Form 1041, Form 5227, or Form 990-T.
▶ Use Form 8949 to list your transactions for lines 1b, 2, 3, 8b, 9 and 10.
▶ Go to www.irs.gov/F1041 for instructions and the latest information.

OMB No. 1545-0092

2017

Name of estate or trust

F.M. KIRBY FOUNDATION, INC.

Employer identification number

51-6017929

Note: Form 5227 filers need to complete **only** Parts I and II.

Part I Short-Term Capital Gains and Losses - Assets Held One Year or Less

See instructions for how to figure the amounts to enter on the lines below.

This form may be easier to complete if you round off cents to whole dollars.

	(d) Proceeds (sales price)	(e) Cost (or other basis)	(g) Adjustments to gain or loss from Form(s) 8949, Part I, line 2, column (g)	(h) Gain or (loss) Subtract column (e) from column (d) and combine the result with column (g)
1a Totals for all short-term transactions reported on Form 1099-B for which basis was reported to the IRS and for which you have no adjustments (see instructions). However, if you choose to report all these transactions on Form 8949, leave this line blank and go to line 1b.				
1b Totals for all transactions reported on Form(s) 8949 with Box A checked.				
2 Totals for all transactions reported on Form(s) 8949 with Box B checked.				
3 Totals for all transactions reported on Form(s) 8949 with Box C checked.				
4 Short-term capital gain or (loss) from Forms 4684, 6252, 6781, and 8824.				4
5 Net short-term gain or (loss) from partnerships, S corporations, and other estates or trusts.				5 76,234.
6 Short-term capital loss carryover. Enter the amount, if any, from line 9 of the 2016 Capital Loss Carryover Worksheet.				6 ()
7 Net short-term capital gain or (loss). Combine lines 1a through 6 in column (h). Enter here and on line 17, column (3) on the back.				7 76,234.

Part II Long-Term Capital Gains and Losses - Assets Held More Than One Year

See instructions for how to figure the amounts to enter on the lines below.

This form may be easier to complete if you round off cents to whole dollars.

	(d) Proceeds (sales price)	(e) Cost (or other basis)	(g) Adjustments to gain or loss from Form(s) 8949, Part II, line 2, column (g)	(h) Gain or (loss) Subtract column (e) from column (d) and combine the result with column (g)
8a Totals for all long-term transactions reported on Form 1099-B for which basis was reported to the IRS and for which you have no adjustments (see instructions). However, if you choose to report all these transactions on Form 8949, leave this line blank and go to line 8b.				
8b Totals for all transactions reported on Form(s) 8949 with Box D checked.				
9 Totals for all transactions reported on Form(s) 8949 with Box E checked.				
10 Totals for all transactions reported on Form(s) 8949 with Box F checked.	439,706,049.	399,903,942.		39,802,107.
11 Long-term capital gain or (loss) from Forms 2439, 4684, 6252, 6781, and 8824.				11
12 Net long-term gain or (loss) from partnerships, S corporations, and other estates or trusts.				12 2,345,409.
13 Capital gain distributions.				13
14 Gain from Form 4797, Part I.				14
15 Long-term capital loss carryover. Enter the amount, if any, from line 14 of the 2016 Capital Loss Carryover Worksheet.				15 ()
16 Net long-term capital gain or (loss). Combine lines 8a through 15 in column (h). Enter here and on line 18a, column (3) on the back.				16 42,147,516.

For Paperwork Reduction Act Notice, see the Instructions for Form 1041.

Schedule D (Form 1041) 2017

Part III Summary of Parts I and II**Caution:** Read the instructions *before* completing this part.

		(1) Beneficiaries' (see instr.)	(2) Estate's or trust's	(3) Total
17	Net short-term gain or (loss).	17		76,234.
18	Net long-term gain or (loss):			
a	Total for year	18a		42,147,516.
b	Unrecaptured section 1250 gain (see line 18 of the wrksh.)	18b		
c	28% rate gain	18c		
19	Total net gain or (loss). Combine lines 17 and 18a. ▶	19		42,223,750.

Note: If line 19, column (3), is a net gain, enter the gain on Form 1041, line 4 (or Form 990-T, Part I, line 4a). If lines 18a and 19, column (2), are net gains, go to Part V, and **don't** complete Part IV. If line 19, column (3), is a net loss, complete Part IV and the **Capital Loss Carryover Worksheet**, as necessary.

Part IV Capital Loss Limitation

20	Enter here and enter as a (loss) on Form 1041, line 4 (or Form 990-T, Part I, line 4c, if a trust), the smaller of: a The loss on line 19, column (3) or b \$3,000	20	()
-----------	--	-----------	-----

Note: If the loss on line 19, column (3), is more than \$3,000, or if Form 1041, page 1, line 22 (or Form 990-T, line 34), is a loss, complete the **Capital Loss Carryover Worksheet** in the instructions to figure your capital loss carryover.

Part V Tax Computation Using Maximum Capital Gains Rates

Form 1041 filers. Complete this part **only** if both lines 18a and 19 in column (2) are gains, or an amount is entered in Part I or Part II and there is an entry on Form 1041, line 2b(2), and Form 1041, line 22, is more than zero.

Caution: Skip this part and complete the **Schedule D Tax Worksheet** in the instructions if:

- Either line 18b, col. (2) or line 18c, col. (2) is more than zero, or
- Both Form 1041, line 2b(1), and Form 4952, line 4g are more than zero.

Form 990-T trusts. Complete this part **only** if both lines 18a and 19 are gains, or qualified dividends are included in income in Part I of Form 990-T, and Form 990-T, line 34, is more than zero. Skip this part and complete the **Schedule D Tax Worksheet** in the instructions if either line 18b, col. (2) or line 18c, col. (2) is more than zero.

21	Enter taxable income from Form 1041, line 22 (or Form 990-T, line 34). . .	21		
22	Enter the smaller of line 18a or 19 in column (2) but not less than zero.	22		
23	Enter the estate's or trust's qualified dividends from Form 1041, line 2b(2) (or enter the qualified dividends included in income in Part I of Form 990-T) . .	23		
24	Add lines 22 and 23	24		
25	If the estate or trust is filing Form 4952, enter the amount from line 4g; otherwise, enter -0- . . . ▶	25		
26	Subtract line 25 from line 24. If zero or less, enter -0-	26		
27	Subtract line 26 from line 21. If zero or less, enter -0-	27		
28	Enter the smaller of the amount on line 21 or \$2,550	28		
29	Enter the smaller of the amount on line 27 or line 28	29		
30	Subtract line 29 from line 28. If zero or less, enter -0-. This amount is taxed at 0% ▶	30		
31	Enter the smaller of line 21 or line 26	31		
32	Subtract line 30 from line 26.	32		
33	Enter the smaller of line 21 or \$12,500	33		
34	Add lines 27 and 30	34		
35	Subtract line 34 from line 33. If zero or less, enter -0-	35		
36	Enter the smaller of line 32 or line 35	36		
37	Multiply line 36 by 15% (0.15) ▶	37		
38	Enter the amount from line 31	38		
39	Add lines 30 and 36	39		
40	Subtract line 39 from line 38. If zero or less, enter -0-	40		
41	Multiply line 40 by 20% (0.20) ▶	41		
42	Figure the tax on the amount on line 27. Use the 2017 Tax Rate Schedule for Estates and Trusts (see the Schedule G instructions in the instructions for Form 1041)	42		
43	Add lines 37, 41, and 42	43		
44	Figure the tax on the amount on line 21. Use the 2017 Tax Rate Schedule for Estates and Trusts (see the Schedule G instructions in the instructions for Form 1041)	44		
45	Tax on all taxable income. Enter the smaller of line 43 or line 44 here and on Form 1041, Schedule G, line 1a (or Form 990-T, line 36) ▶	45		

Schedule D (Form 1041) 2017

Name(s) shown on return. Name and SSN or taxpayer identification no. not required if shown on other side

Social security number or taxpayer identification number

F.M. KIRBY FOUNDATION, INC.

51-6017929

Before you check Box D, E, or F below, see whether you received any Form(s) 1099-B or substitute statement(s) from your broker. A substitute statement will have the same information as Form 1099-B. Either will show whether your basis (usually your cost) was reported to the IRS by your broker and may even tell you which box to check.

Part II

Long-Term. Transactions involving capital assets you held more than 1 year are long term. For short-term transactions, see page 1.

Note: You may aggregate all long-term transactions reported on Form(s) 1099-B showing basis was reported to the IRS and for which no adjustments or codes are required. Enter the totals directly on Schedule D, line 8a; you aren't required to report these transactions on Form 8949 (see instructions).

You must check Box D, E, or F below. Check only one box. If more than one box applies for your long-term transactions, complete a separate Form 8949, page 2, for each applicable box. If you have more long-term transactions than will fit on this page for one or more of the boxes, complete as many forms with the same box checked as you need.

- ☐ (D) Long-term transactions reported on Form(s) 1099-B showing basis was reported to the IRS (see **Note** above)
- ☐ (E) Long-term transactions reported on Form(s) 1099-B showing basis **wasn't** reported to the IRS
- ☒ (F) Long-term transactions not reported to you on Form 1099-B

1	(a) Description of property (Example: 100 sh. XYZ Co.)	(b) Date acquired (Mo., day, yr.)	(c) Date sold or disposed (Mo., day, yr.)	(d) Proceeds (sales price) (see instructions)	(e) Cost or other basis. See the Note below and see <i>Column (e)</i> in the separate instructions	Adjustment, if any, to gain or loss. If you enter an amount in column (g), enter a code in column (f). See the separate instructions.		(h) Gain or (loss). Subtract column (e) from column (d) and combine the result with column (g)
						(f) Code(s) from instructions	(g) Amount of adjustment	
	3,254,182.519 SHS EATO VANCE INST'L SENIOR			29479575.	29355291.			124,284.
	130,587.000 SHS STATE STREET SPDR ENERGY			8,746,729.9	9,999,941.			-1253212.
	385,440.000 SHS VANGUARD SHORT-TERM			30675960.	30750090.			-74,130.
	61,993,800.620 SHS J.P MORGAN PRIME MONEY			62000000.	62006199.			-6,199.
	SEE ATTACHMENT A			157108224.	132560663.			24547561.
	SEE ATTACHMENT B			113935094.	108364717.			5,570,377.
	SEE ATTACHMENT C			37760467.	26867041.			10893426.
2 Totals. Add the amounts in columns (d), (e), (g), and (h) (subtract negative amounts). Enter each total here and include on your Schedule D, line 8b (if Box D above is checked), line 9 (if Box E above is checked), or line 10 (if Box F above is checked) ►				439706049.	399903942			39802107.

Note: If you checked Box D above but the basis reported to the IRS was incorrect, enter in column (e) the basis as reported to the IRS, and enter an adjustment in column (g) to correct the basis. See *Column (g)* in the separate instructions for how to figure the amount of the adjustment.

Attachment A

F.M. Kirby Foundation
 REALIZED GAINS AND LOSSES
 F.M. KIRBY FOUNDATION, INC.
 PORTION OF THE ACCOUNT MANAGED BY
 LAZARD ASSET MANAGEMENT GLOBAL EQUITY SELECT
 From 01-01-17 Through 12-31-17

Date	Quantity	Security	Cost Basis	Proceeds	Gain Or Loss
-----	-----	-----	-----	-----	-----
1/5/2017	8621	Sampo Insurance Co ORD	378,778.46	390,817.62	12,039.16
1/5/2017		European Currency (EMU)	390,817.62	390,817.62	-
1/6/2017		Canadian Dollar (CAD)	732,221.51	726,842.51	(5,379.00)
1/6/2017	7110	NXP Semiconductors NV	541,482.60	698,557.90	157,075.30
1/9/2017	3179	Sampo Insurance Co ORD	139,674.83	145,108.81	5,433.97
1/9/2017		European Currency (EMU)	145,108.81	145,108.81	-
1/12/2017		Swedish Kroners (SEK)	26,572.37	26,572.37	-
1/13/2017		Swedish Kroners (SEK)	135,658.92	135,658.92	-
1/16/2017		Swedish Kroners (SEK)	37,067.26	36,345.50	(721.76)
1/17/2017		Swedish Kroners (SEK)	55,832.45	55,832.45	-
1/18/2017		Swedish Kroners (SEK)	8,815.44	8,815.44	-
1/18/2017	4105	Procter & Gamble Company	285,034.50	348,066.84	63,032.34
1/19/2017		Swedish Kroners (SEK)	25,290.32	25,290.32	-
1/20/2017		Swedish Kroners (SEK)	12,624.60	12,624.60	-
1/23/2017		Swedish Kroners (SEK)	4,123.03	4,123.03	-
1/24/2017	7300	CVS Health Corporation	534,201.12	595,203.47	61,002.35
1/24/2017	13150	Reynolds American Inc.	501,279.08	778,326.26	277,047.18
1/26/2017		Swedish Kroners (SEK)	12,997.43	12,997.43	-
1/30/2017		Swedish Kroners (SEK)	25,019.13	25,019.13	-
1/31/2017	3523	Actelion LTD ORD	467,329.34	959,249.74	491,920.40
1/31/2017		Swiss Francs (CHF)	959,249.74	959,249.74	-
1/31/2017		Swedish Kroners (SEK)	49,459.48	49,459.48	-
2/1/2017		Swedish Kroners (SEK)	13,052.36	13,052.36	-
2/2/2017	8350	Anheuser-Busch InBev SA/NV ORD	752,861.47	872,199.00	119,337.53
2/2/2017		Swedish Kroners (SEK)	40,783.14	40,783.14	-
2/3/2017		Swedish Kroners (SEK)	11,741.45	11,741.45	-
2/6/2017		Swedish Kroners (SEK)	40,595.71	40,595.71	-
2/7/2017		Swedish Kroners (SEK)	12,362.23	12,362.23	-
2/7/2017		Swedish Kroners (SEK)	53,746.28	53,746.28	-
2/8/2017		Swedish Kroners (SEK)	121,128.91	121,128.91	-
2/10/2017		Brazilian Real (BRL)	28,277.57	28,277.57	-
2/13/2017		Brazilian Real (BRL)	13,205.31	13,184.71	(20.60)
2/13/2017		Brazilian Real (BRL)	46,239.99	46,167.85	(72.14)
2/13/2017	4270	Applied Materials Inc.	91,681.38	151,524.90	59,843.52
2/14/2017		Brazilian Real (BRL)	63,896.62	63,721.38	(175.24)
2/14/2017	500	Applied Materials Inc.	10,735.52	17,618.36	6,882.84
2/15/2017		Brazilian Real (BRL)	11,619.21	11,612.61	(6.60)
2/15/2017		Brazilian Real (BRL)	92,771.28	92,718.65	(52.63)
2/15/2017	2355	Applied Materials Inc.	50,564.32	83,762.69	33,198.37
2/15/2017	7110	Mead Johnson Nutrition Company	519,026.66	624,870.05	105,843.39
2/16/2017		Brazilian Real (BRL)	23,250.96	23,121.10	(129.86)
2/17/2017		Brazilian Real (BRL)	32,578.92	32,085.26	(493.66)
2/17/2017		Brazilian Real (BRL)	18,077.37	17,803.45	(273.92)
2/17/2017		Swiss Francs (CHF)	38,207.39	38,207.39	-
2/20/2017		Brazilian Real (BRL)	26,373.56	26,237.47	(136.09)
2/20/2017		Swiss Francs (CHF)	76,764.34	75,924.91	(839.43)
2/21/2017		Brazilian Real (BRL)	59,611.03	59,951.15	340.12

2/21/2017	Swiss Francs (CHF)	75,832.84	75,832.84	-
2/22/2017	Brazilian Real (BRL)	74,182.02	73,912.07	(269.95)
2/22/2017	Swiss Francs (CHF)	17,400.36	17,400.36	-
2/23/2017	Swiss Francs (CHF)	19,248.72	19,248.72	-
2/24/2017	Brazilian Real (BRL)	145,007.95	143,971.61	(1,036.34)
2/24/2017	Swiss Francs (CHF)	38,206.91	38,206.91	-
2/27/2017	Swiss Francs (CHF)	1,610.29	1,610.29	-
2/28/2017	Swiss Francs (CHF)	30,773.07	30,773.07	-
3/2/2017	Swiss Francs (CHF)	24,208.86	24,208.86	-
3/3/2017	Swiss Francs (CHF)	27,899.85	27,899.85	-
3/6/2017	Swiss Francs (CHF)	16,644.77	16,718.35	73.58
3/6/2017	5975 Microsoft Corporation	303,073.52	385,042.11	81,968.59
3/6/2017	4800 Schlumberger Ltd.	366,149.81	387,136.51	20,986.70
3/7/2017	Swiss Francs (CHF)	18,811.70	18,811.70	-
3/8/2017	Swiss Francs (CHF)	33,860.48	33,860.48	-
3/9/2017	Canadian Dollar (CAD)	294,001.81	294,375.36	373.55
3/9/2017	Brazilian Real (BRL)	530,889.48	530,690.49	(198.99)
3/9/2017	Swiss Francs (CHF)	19,943.34	19,943.34	-
3/9/2017	7073 Anheuser-Busch InBev SA/NV ORD	637,723.25	754,912.71	117,189.45
3/9/2017	European Currency (EMU)	754,912.71	754,912.71	-
3/9/2017	6990 Zoetis Inc.	248,984.72	372,559.57	123,574.85
3/9/2017	3580 United Technologies Corp.	362,604.02	401,241.59	38,637.57
3/9/2017	4100 Visa Inc Class A	194,019.91	365,324.17	171,304.26
3/9/2017	1735 Rockwell Automation Inc.	199,364.77	263,605.29	64,240.52
3/10/2017	Brazilian Real (BRL)	236,827.76	238,723.89	1,896.13
3/10/2017	Canadian Dollar (CAD)	201,842.18	202,394.85	552.67
3/10/2017	7500 Recruit Holding Co LTD ORD	237,545.75	354,742.21	117,196.46
3/10/2017	Japanese Yen (JPY)	354,742.21	354,742.21	-
3/13/2017	Swiss Francs (CHF)	20,009.45	20,009.45	-
3/14/2017	21000 Relx NV ORD	340,692.64	375,270.98	34,578.34
3/14/2017	5400 Wolters Kluwer ORD	179,311.95	217,866.45	38,554.50
3/14/2017	European Currency (EMU)	217,866.45	217,866.45	-
3/14/2017	Hong Kong Dollars (HKD)	280,592.36	280,592.36	-
3/14/2017	13000 Assa Abloy AB ORD	190,947.83	248,273.12	57,325.29
3/14/2017	Swedish Kroners (SEK)	248,273.12	248,273.12	-
3/14/2017	8600 Procter & Gamble Company	597,149.02	782,783.30	185,634.28
3/15/2017	Swiss Francs (CHF)	33,128.23	33,128.23	-
3/16/2017	Swiss Francs (CHF)	29,699.19	29,699.19	-
3/17/2017	Swiss Francs (CHF)	4,139.83	4,139.83	-
3/20/2017	Swiss Francs (CHF)	51,483.92	51,483.92	-
3/21/2017	2400 Red Hat Inc.	175,330.09	197,448.25	22,118.16
3/22/2017	500 Red Hat Inc.	36,527.10	41,240.70	4,713.60
3/23/2017	485 Alphabet Inc. - Class C	244,633.54	395,417.25	150,783.71
3/23/2017	945 Red Hat Inc.	69,036.22	78,321.78	9,285.56
3/28/2017	473 Indiabulls Housing Finance LTD (ADR)	4,897.30	6,943.01	2,045.71
3/28/2017	10 Alphabet Inc. - Class C	5,043.99	8,201.92	3,157.93
3/28/2017	30 Alphabet Inc. - Class A	15,076.24	25,174.79	10,098.55
3/28/2017	225 Apple Inc.	18,840.69	31,699.13	12,858.44
3/28/2017	415 Applied Materials Inc.	8,910.49	16,101.65	7,191.16
3/28/2017	15 AutoZone Inc.	6,415.14	10,683.08	4,267.94
3/28/2017	640 Bank of America Corp.	13,507.33	14,714.05	1,206.72
3/28/2017	35 Biogen Inc.	10,274.73	9,632.84	(641.89)
3/28/2017	525 Cisco Systems, Inc.	13,380.14	17,803.67	4,423.53
3/28/2017	330 Coca-Cola Company	13,899.67	13,953.29	53.62
3/28/2017	140 Comerica Inc.	9,120.44	9,293.52	173.08
3/28/2017	135 Commerce Bancshares Inc.	7,887.72	7,335.90	(551.82)
3/28/2017	185 Crown Holdings Inc.	9,791.01	9,687.65	(103.36)
3/28/2017	90 EOG Resources Inc.	8,990.99	8,414.13	(576.86)

3/28/2017	165	EBay Inc.	4,782.97	5,493.89	710.92
3/28/2017	160	Fidelity National Information Services	10,476.43	12,740.52	2,264.09
3/28/2017	240	Five Below Inc	9,798.91	10,242.19	443.28
3/28/2017	140	Honeywell International Inc.	11,240.58	17,344.22	6,103.64
3/28/2017	290	Intercontinental Exchange, Inc.	10,952.15	17,160.61	6,208.46
3/28/2017	95	Kellogg Co	6,512.32	6,868.13	355.81
3/28/2017	340	Microsoft Corporation	17,246.02	22,077.52	4,831.50
3/28/2017	145	Molson Coors Brewing Co	9,491.30	13,954.02	4,462.72
3/28/2017	95	Monsanto Company	10,199.05	10,807.85	608.80
3/28/2017	120	Motorola Solutions Inc.	9,988.19	10,062.58	74.39
3/28/2017	95	PPG Industries, Inc.	9,658.40	9,858.71	200.31
3/28/2017	170	Quintiles Transnational Holdings	10,063.85	13,380.60	3,316.75
3/28/2017	85	Red Hat Inc.	6,209.61	7,350.09	1,140.48
3/28/2017	95	Rockwell Automation Inc.	10,916.23	14,487.68	3,571.45
3/28/2017	115	S&P Global Inc.	12,391.35	14,735.37	2,344.02
3/28/2017	355	Charles Schwab Corp.	8,835.32	13,949.50	5,114.18
3/28/2017	60	Snap-On Inc.	9,303.40	9,845.38	541.98
3/28/2017	405	Taiwan Semiconductor Mfg Company (ADR)	7,794.67	13,464.99	5,670.32
3/28/2017	90	Thermo Fisher Scientific Inc.	11,501.95	13,907.40	2,405.45
3/28/2017	135	United Technologies Corp.	13,673.62	15,043.06	1,369.44
3/28/2017	240	Vantiv Inc - Class A	12,777.44	15,308.48	2,531.04
3/28/2017	165	Visa Inc Class A	7,808.12	14,671.48	6,863.36
3/28/2017	460	Welbilt Inc.	7,548.45	8,761.15	1,212.70
3/28/2017	335	Zoetis Inc.	11,932.74	18,011.62	6,078.88
3/28/2017	235	Schlumberger Ltd.	17,926.08	18,129.71	203.63
3/28/2017	220	Coca-Cola European Partners PLC (ADR)	7,644.25	8,312.37	668.12
3/28/2017	130	AON PLC (ADR)	12,866.18	15,307.64	2,441.46
3/28/2017	100	Medtronic Inc.	7,387.37	8,079.91	692.54
3/28/2017	325	Johnson Controls International PLC	14,098.23	13,376.58	(721.65)
3/28/2017	160	Accenture Ltd	17,786.74	19,148.51	1,361.77
3/28/2017	150	Eaton Corporation	8,204.89	10,830.05	2,625.16
3/30/2017	164	Julius Baer Group LTD ORD	7,991.01	8,233.61	242.61
3/30/2017		Swiss Francs (CHF)	8,233.61	8,233.61	-
3/30/2017	205	Novo Nordisk A/S-B ORD	7,156.57	7,024.73	(131.84)
3/30/2017	121	Carlsberg AS-B ORD	10,617.10	11,032.10	415.00
3/30/2017		Danish Kroners (DKK)	11,032.10	11,032.10	-
3/30/2017	835	Relx NV ORD	13,546.59	15,635.95	2,089.36
3/30/2017		European Currency (EMU)	15,635.95	15,635.95	-
3/30/2017	246	Sampo Insurance Co ORD	10,808.43	11,803.15	994.72
3/30/2017		European Currency (EMU)	11,803.15	11,803.15	-
3/30/2017	373	Wolters Kluwer ORD	12,385.81	15,502.39	3,116.59
3/30/2017		European Currency (EMU)	15,502.39	15,502.39	-
3/30/2017	225	Symrise AG ORD	11,753.08	14,934.65	3,181.57
3/30/2017	84	Continental AG ORD	16,151.65	18,251.43	2,099.78
3/30/2017		European Currency (EMU)	18,251.43	18,251.43	-
3/30/2017	1549	Convatec Group PLC ORD	4,261.97	5,135.65	873.69
3/30/2017		Pound Sterling (GBP)	5,135.65	5,135.65	-
3/30/2017	695	Compass Group PLC ORD	12,732.28	13,193.53	461.26
3/30/2017		Pound Sterling (GBP)	13,193.53	13,193.53	-
3/30/2017	201	Unilever PLC ORD	8,113.60	10,086.17	1,972.56
3/30/2017		Pound Sterling (GBP)	10,086.17	10,086.17	-
3/30/2017	337	Shire PLC ORD	21,163.52	20,002.70	(1,160.82)
3/30/2017	581	Ashtead Group PLC ORD	10,248.38	11,680.05	1,431.67
3/30/2017		Pound Sterling (GBP)	11,680.05	11,680.05	-
3/30/2017	528	Diageo ORD	14,165.92	15,190.81	1,024.90
3/30/2017		Pound Sterling (GBP)	15,190.81	15,190.81	-
3/30/2017	167	British American Tobacco PLC ORD	9,052.43	10,913.55	1,861.12
3/30/2017		Pound Sterling (GBP)	10,913.55	10,913.55	-

3/30/2017	567 Prudential Corp PLC ORD	14,162.93	12,162.74	(2,000.19)
3/30/2017	500 Tencent Holdings LTD ORD	12,187.03	14,588.78	2,401.75
3/30/2017	Hong Kong Dollars (HKD)	14,588.78	14,588.78	-
3/30/2017	2200 AIA Group LTD ORD	13,118.55	14,011.60	893.05
3/30/2017	Hong Kong Dollars (HKD)	14,011.60	14,011.60	-
3/30/2017	774 Assa Abloy AB ORD	11,368.74	15,938.71	4,569.97
3/30/2017	Swedish Kroners (SEK)	15,938.71	15,938.71	-
3/30/2017	250 Hexagon AB-B ORD	9,842.03	10,153.33	311.30
3/30/2017	Swedish Kroners (SEK)	10,153.33	10,153.33	-
3/31/2017	1800 AmBev SA ORD	9,942.18	10,180.71	238.53
3/31/2017	Brazilian Real (BRL)	10,180.71	10,134.24	(46.47)
3/31/2017	1100 Cielo SA ORD	9,920.71	9,841.54	(79.17)
3/31/2017	Brazilian Real (BRL)	9,841.54	9,796.61	(44.93)
3/31/2017	390 National Bank of Canada ORD	16,423.21	16,324.51	(98.70)
3/31/2017	225 Canadian National Railway Co. ORD	13,061.30	16,352.32	3,291.02
3/31/2017	Canadian Dollar (CAD)	16,352.32	16,352.32	-
3/31/2017	200 Recruit Holding Co LTD ORD	6,334.55	10,312.24	3,977.69
3/31/2017	Japanese Yen (JPY)	10,312.24	10,312.24	-
3/31/2017	600 Aeon Financial Service Co. LTD ORD	14,711.62	11,966.92	(2,744.70)
3/31/2017	Japanese Yen (JPY)	11,966.92	11,966.92	-
3/31/2017	600 Daiwa House Industry Co Ltd ORD	11,368.01	17,561.62	6,193.61
3/31/2017	Japanese Yen (JPY)	17,561.62	17,561.62	-
3/31/2017	100 Ryohin Keikaku Co. LTD ORD	21,798.78	21,295.05	(503.73)
3/31/2017	Japanese Yen (JPY)	21,295.05	21,295.05	-
3/31/2017	1412 Sanlam LTD ORD	9,027.06	7,533.82	(1,493.24)
3/31/2017	South Africa Rand (ZAR)	7,533.82	7,533.82	-
4/3/2017	Israeli Shekel (ILS)	129,290.66	129,290.66	-
4/5/2017	Israeli Shekel (ILS)	118,633.09	118,633.09	-
4/5/2017	Israeli Shekel (ILS)	43,043.94	43,043.94	-
4/6/2017	Israeli Shekel (ILS)	129,139.36	129,139.36	-
4/10/2017	Israeli Shekel (ILS)	206,766.91	207,134.22	367.31
4/26/2017	5700 Bank of America Corp.	120,299.64	137,295.18	16,995.54
4/26/2017	11010 Bank of America Corp.	232,368.25	264,069.08	31,700.83
4/26/2017	32200 Bank of America Corp.	679,587.44	773,523.72	93,936.28
5/17/2017	2720 Apple Inc.	227,762.96	417,884.88	190,121.92
5/17/2017	6400 Red Hat Inc.	467,546.89	557,093.13	89,546.24
5/17/2017	8140 Applied Materials Inc.	174,774.34	358,554.30	183,779.96
5/19/2017	910 Five Below Inc	37,154.20	48,332.41	11,178.21
5/22/2017	5180 Five Below Inc	211,493.12	273,479.38	61,986.26
5/23/2017	Japanese Yen (JPY)	141,716.40	141,716.40	-
5/23/2017	Japanese Yen (JPY)	79,815.50	79,815.50	-
5/24/2017	Japanese Yen (JPY)	172,930.45	172,930.45	-
5/26/2017	Japanese Yen (JPY)	111,009.86	111,009.86	-
5/29/2017	Japanese Yen (JPY)	98,094.42	98,852.02	757.60
5/30/2017	Japanese Yen (JPY)	110,685.85	110,685.85	-
6/5/2017	1045 Fidelity National Information Services	68,424.18	90,625.65	22,201.47
6/5/2017	5880 Applied Materials Inc.	126,249.77	275,386.14	149,136.37
6/5/2017	14300 Cisco Systems, Inc.	364,449.45	452,946.91	88,497.46
6/5/2017	1800 Fidelity National Information Services	117,859.83	156,284.65	38,424.82
6/7/2017	923 Alphabet Inc. - Class C	465,431.21	905,377.55	439,946.34
6/8/2017	1985 Fidelity National Information Services	129,973.20	168,881.90	38,908.70
6/8/2017	7500 Fidelity National Information Services	491,082.60	641,035.77	149,953.17
6/23/2017	15800 Recruit Holding Co LTD ORD	500,429.70	872,430.58	372,000.87
6/23/2017	Japanese Yen (JPY)	872,430.58	872,430.58	-
6/23/2017	Japanese Yen (JPY)	102,288.28	102,288.28	-
6/26/2017	Japanese Yen (JPY)	191,274.11	191,274.11	-
6/27/2017	Japanese Yen (JPY)	149,597.38	149,597.38	-
6/27/2017	350 Alibaba Group Holding LTD (ADR)	48,820.00	50,122.40	1,302.40

6/27/2017	135 Alphabet Inc. - Class A	67,843.06	129,732.17	61,889.11
6/27/2017	800 Apple Inc.	66,989.11	116,053.46	49,064.35
6/27/2017	900 Applied Materials Inc.	19,323.94	38,735.15	19,411.21
6/27/2017	65 AutoZone Inc.	27,798.94	37,508.73	9,709.79
6/27/2017	150 Biogen Inc.	44,034.57	41,863.89	(2,170.68)
6/27/2017	1400 Cisco Systems, Inc.	35,680.37	44,970.51	9,290.14
6/27/2017	1100 Citigroup Inc.	66,410.51	70,596.46	4,185.95
6/27/2017	2000 Coca-Cola Company	86,498.37	90,590.02	4,091.65
6/27/2017	600 Comerica Inc.	39,087.60	42,842.24	3,754.64
6/27/2017	600 Commerce Bancshares Inc.	35,056.53	33,513.64	(1,542.89)
6/27/2017	800 Crown Holdings Inc.	42,339.52	46,830.49	4,490.97
6/27/2017	500 DXC Technology Co	38,526.93	39,192.49	665.56
6/27/2017	400 EOG Resources Inc.	39,959.96	35,072.23	(4,887.73)
6/27/2017	700 EBay Inc.	20,291.39	24,484.48	4,193.09
6/27/2017	700 Five Below Inc	28,580.15	33,725.26	5,145.11
6/27/2017	550 Honeywell International Inc.	44,159.42	73,919.26	29,759.84
6/27/2017	1200 Intercontinental Exchange, Inc.	45,319.25	77,431.79	32,112.54
6/27/2017	400 Kellogg Co	27,420.31	28,047.38	627.07
6/27/2017	1400 Microsoft Corporation	71,013.04	98,173.83	27,160.79
6/27/2017	600 Molson Coors Brewing Co	39,274.36	51,474.37	12,200.01
6/27/2017	400 Monsanto Company	42,943.37	46,859.97	3,916.60
6/27/2017	550 Motorola Solutions Inc.	45,779.19	48,716.45	2,937.26
6/27/2017	400 PPG Industries, Inc.	40,666.96	44,388.03	3,721.07
6/27/2017	700 Quintiles Transnational Holdings	41,439.39	62,864.85	21,425.46
6/27/2017	400 Rockwell Automation Inc.	45,963.06	64,581.55	18,618.49
6/27/2017	450 S&P Global Inc.	48,487.89	66,132.04	17,644.15
6/27/2017	1400 Charles Schwab Corp.	34,843.51	59,026.77	24,183.26
6/27/2017	250 Snap-On Inc.	38,764.15	38,956.80	192.65
6/27/2017	375 Thermo Fisher Scientific Inc.	47,924.79	64,738.58	16,813.79
6/27/2017	550 United Technologies Corp.	55,707.32	66,974.78	11,267.46
6/27/2017	1100 Vantiv Inc - Class A	58,563.27	68,307.52	9,744.25
6/27/2017	700 Visa Inc Class A	33,125.35	66,611.31	33,485.96
6/27/2017	1800 Welbilt Inc.	29,537.42	33,656.74	4,119.32
6/27/2017	1500 Zoetis Inc.	53,430.20	94,121.59	40,691.39
6/27/2017	1800 Taiwan Semiconductor Mfg Company (ADR)	34,642.99	63,823.54	29,180.55
6/27/2017	1000 Schlumberger Ltd.	76,281.21	65,548.57	(10,732.64)
6/27/2017	900 Coca-Cola European Partners PLC (ADR)	31,271.91	36,582.67	5,310.76
6/27/2017	575 AON PLC (ADR)	56,908.09	76,572.06	19,663.97
6/27/2017	600 Medtronic Inc.	46,927.78	53,458.83	6,531.05
6/27/2017	1400 Johnson Controls International PLC	60,730.84	59,064.85	(1,665.99)
6/27/2017	675 Accenture Ltd	75,037.79	82,577.96	7,540.17
6/27/2017	600 Eaton Corporation	32,819.54	46,020.49	13,200.95
6/29/2017	Japanese Yen (JPY)	115,136.29	115,136.29	-
6/29/2017	758 Julius Baer Group LTD ORD	36,934.05	40,331.58	3,397.53
6/29/2017	Swiss Francs (CHF)	40,331.58	40,331.58	-
6/29/2017	818 Novo Nordisk A/S-B ORD	28,556.45	36,461.92	7,905.48
6/29/2017	Danish Kroners (DKK)	36,461.92	36,461.92	-
6/29/2017	496 Carlsberg AS-B ORD	43,521.33	53,507.43	9,986.10
6/29/2017	3379 Relx NV ORD	54,819.07	71,246.50	16,427.44
6/29/2017	European Currency (EMU)	71,246.50	71,246.50	-
6/29/2017	992 Sampo Insurance Co ORD	43,585.23	50,919.05	7,333.82
6/29/2017	1482 Wolters Kluwer ORD	49,211.17	65,265.10	16,053.93
6/29/2017	European Currency (EMU)	65,265.10	65,265.10	-
6/29/2017	961 Symrise AG ORD	50,198.70	69,578.25	19,379.54
6/29/2017	European Currency (EMU)	69,578.25	69,578.25	-
6/29/2017	359 Continental AG ORD	69,029.08	77,956.63	8,927.55
6/29/2017	European Currency (EMU)	77,956.63	77,956.63	-
6/29/2017	6263 Convatec Group PLC ORD	17,232.21	26,655.83	9,423.62

6/29/2017	Pound Sterling (GBP)	26,655.83	26,655.83	-
6/29/2017	900 Unilever PLC ORD	36,329.57	49,632.60	13,303.03
6/29/2017	Pound Sterling (GBP)	49,632.60	49,632.60	-
6/29/2017	1353 Shire PLC ORD	84,968.08	78,345.79	(6,622.29)
6/29/2017	Pound Sterling (GBP)	78,345.79	78,345.79	-
6/29/2017	2100 Tencent Holdings LTD ORD	51,185.53	76,499.65	25,314.12
6/29/2017	Hong Kong Dollars (HKD)	76,499.65	76,499.65	-
6/29/2017	9200 AIA Group LTD ORD	54,859.37	68,300.05	13,440.67
6/29/2017	Hong Kong Dollars (HKD)	68,300.05	68,300.05	-
6/29/2017	14974 Israel Discount Bank ORD	35,375.93	38,827.93	3,452.00
6/29/2017	Israeli Shekel (ILS)	38,827.93	38,827.93	-
6/29/2017	3149 Assa Abloy AB ORD	46,253.44	69,732.26	23,478.82
6/29/2017	Swedish Kroners (SEK)	69,732.26	69,732.26	-
6/29/2017	1065 Hexagon AB-B ORD	41,927.06	50,768.08	8,841.02
6/29/2017	2468 Ashtead Group PLC ORD	43,533.56	50,570.39	7,036.83
6/29/2017	2475 Prudential Corp PLC ORD	61,822.32	57,313.21	(4,509.12)
6/29/2017	Pound Sterling (GBP)	57,313.21	57,313.21	-
6/29/2017	687 British American Tobacco PLC ORD	37,239.65	47,927.77	10,688.12
6/29/2017	Pound Sterling (GBP)	47,927.77	47,927.77	-
6/29/2017	2175 Diageo ORD	58,353.91	64,720.95	6,367.03
6/29/2017	Pound Sterling (GBP)	64,720.95	64,720.95	-
6/29/2017	2981 Compass Group ORD	56,795.88	63,561.32	6,765.44
6/29/2017	Pound Sterling (GBP)	63,561.32	63,537.94	(23.38)
6/30/2017	7500 AmBev SA ORD	41,425.76	41,108.46	(317.29)
6/30/2017	Brazilian Real (BRL)	41,108.46	40,902.61	(205.85)
6/30/2017	5200 Cielo SA ORD	39,081.60	38,408.72	(672.88)
6/30/2017	Brazilian Real (BRL)	38,408.72	38,216.39	(192.33)
6/30/2017	1600 National Bank of Canada ORD	67,377.27	65,235.37	(2,141.89)
6/30/2017	Canadian Dollar (CAD)	65,235.37	65,235.37	-
6/30/2017	900 Canadian National Railway Co. ORD	52,245.19	72,877.99	20,632.80
6/30/2017	Canadian Dollar (CAD)	72,877.99	72,877.99	-
6/30/2017	2600 Aeon Financial Service Co. LTD ORD	63,750.35	54,765.33	(8,985.02)
6/30/2017	Japanese Yen (JPY)	54,765.33	54,765.33	-
6/30/2017	2500 Daiwa House Industry Co Ltd ORD	47,366.71	85,981.42	38,614.70
6/30/2017	Japanese Yen (JPY)	85,981.42	85,981.42	-
6/30/2017	700 Kao Corp. ORD	43,171.27	43,150.69	(20.58)
6/30/2017	Japanese Yen (JPY)	43,150.69	43,150.69	-
6/30/2017	300 Ryohin Keikaku Co. LTD ORD	65,396.34	78,858.00	13,461.66
6/30/2017	Japanese Yen (JPY)	78,858.00	78,858.00	-
6/30/2017	Japanese Yen (JPY)	123,028.00	123,028.00	-
6/30/2017	5435 Sanlam LTD ORD	34,746.52	27,368.63	(7,377.89)
6/30/2017	South Africa Rand (ZAR)	27,368.63	27,368.63	-
7/3/2017	Japanese Yen (JPY)	8,359.41	8,359.41	-
7/4/2017	Australian Dollars (AUD)	293,498.88	497,109.11	203,610.23
7/4/2017	Australian Dollars (AUD)	481,013.61	816,214.55	335,200.94
7/25/2017	European Currency (EMU)	293,706.90	293,706.90	-
7/26/2017	European Currency (EMU)	136,961.81	136,961.81	-
7/26/2017	6545 EOG Resources Inc.	653,844.82	624,821.00	(29,023.82)
7/27/2017	European Currency (EMU)	165,133.83	165,133.83	-
7/28/2017	European Currency (EMU)	200,648.53	200,648.53	-
7/31/2017	4269 Novo Nordisk A/S-B ORD	149,031.14	179,221.35	30,190.21
7/31/2017	Danish Kroners (DKK)	179,221.35	179,221.35	-
7/31/2017	1954 Novo Nordisk A/S-B ORD	68,214.30	81,271.00	13,056.70
7/31/2017	Danish Kroners (DKK)	81,271.00	81,271.00	-
7/31/2017	8627 Novo Nordisk A/S-B ORD	301,169.27	358,856.55	57,687.28
7/31/2017	Danish Kroners (DKK)	358,856.55	358,856.55	-
8/16/2017	3100 Sampo Insurance Co ORD	136,203.83	164,872.31	28,668.48
8/16/2017	European Currency (EMU)	164,872.31	164,872.31	-

8/22/2017	2943	Convatec Group PLC ORD	8,097.46	10,847.90	2,750.44
8/22/2017		Pound Sterling (GBP)	10,847.90	10,847.90	-
8/23/2017	14470	Convatec Group PLC ORD	39,813.20	53,133.63	13,320.44
8/23/2017		Pound Sterling (GBP)	53,133.63	53,133.63	-
8/23/2017	1106	Convatec Group PLC ORD	3,043.08	4,078.45	1,035.37
8/23/2017		Pound Sterling (GBP)	4,078.45	4,078.43	(0.02)
8/24/2017	3383	Convatec Group PLC ORD	9,308.09	12,359.37	3,051.28
8/24/2017		Pound Sterling (GBP)	12,359.37	12,359.37	-
8/24/2017	724	Convatec Group PLC ORD	1,992.04	2,653.11	661.07
8/24/2017		Pound Sterling (GBP)	2,653.11	2,653.11	-
8/25/2017	1286	Convatec Group PLC ORD	3,538.34	4,708.67	1,170.33
8/25/2017		Pound Sterling (GBP)	4,708.67	4,708.67	-
8/25/2017	2867	Convatec Group PLC ORD	7,888.35	10,549.86	2,661.51
8/25/2017		Pound Sterling (GBP)	10,549.86	10,549.86	-
8/25/2017	951	Convatec Group PLC ORD	2,616.61	3,501.22	884.61
8/25/2017		Pound Sterling (GBP)	3,501.22	3,501.22	-
8/29/2017	5494	Convatec Group PLC ORD	15,116.36	20,300.17	5,183.81
8/29/2017	257	Convatec Group PLC ORD	707.12	949.06	241.94
8/29/2017		Pound Sterling (GBP)	20,300.69	20,300.17	(0.52)
8/29/2017		Pound Sterling (GBP)	948.53	949.06	0.53
8/29/2017	8996	Assa Abloy AB ORD	132,135.90	192,285.49	60,149.59
8/29/2017	10004	Assa Abloy AB ORD	146,941.70	212,371.08	65,429.38
8/29/2017		Swedish Kroners (SEK)	212,679.68	212,371.08	(308.60)
8/29/2017		Swedish Kroners (SEK)	191,976.89	192,285.49	308.60
8/30/2017	3798	Convatec Group PLC ORD	10,449.93	14,117.59	3,667.65
8/30/2017		Pound Sterling (GBP)	14,117.59	14,117.59	-
8/31/2017	5547	Convatec Group PLC ORD	15,262.18	20,354.69	5,092.50
8/31/2017	146	Convatec Group PLC ORD	401.71	540.51	138.80
8/31/2017		Pound Sterling (GBP)	20,354.69	20,354.69	-
8/31/2017		Pound Sterling (GBP)	540.51	540.51	-
9/1/2017	778	Convatec Group PLC ORD	2,140.61	2,878.05	737.44
9/1/2017	972	Convatec Group PLC ORD	2,674.39	3,579.84	905.45
9/1/2017		Pound Sterling (GBP)	2,876.14	2,878.05	1.91
9/1/2017		Pound Sterling (GBP)	3,581.76	3,579.84	(1.92)
9/4/2017	1550	Continental AG ORD	298,036.43	352,993.79	54,957.35
9/4/2017	14244	Convatec Group PLC ORD	39,191.38	52,806.56	13,615.19
9/4/2017	10227	Convatec Group PLC ORD	28,138.88	37,934.16	9,795.28
9/4/2017		Pound Sterling (GBP)	90,740.73	90,986.56	245.83
9/4/2017		European Currency (EMU)	352,993.79	352,721.24	(272.55)
9/4/2017		Pound Sterling (GBP)	646,394.04	649,647.74	3,253.70
9/5/2017	1572	Convatec Group PLC ORD	4,325.25	5,823.54	1,498.29
9/5/2017		Pound Sterling (GBP)	5,823.54	5,823.54	-
9/6/2017	4700	Daiwa House Industry Co Ltd ORD	89,049.42	162,259.47	73,210.04
9/6/2017		Japanese Yen (JPY)	162,259.47	162,259.47	-
9/6/2017	2134	Convatec Group PLC ORD	5,871.55	7,718.84	1,847.29
9/6/2017		Pound Sterling (GBP)	7,718.84	7,718.84	-
9/7/2017	5500	Daiwa House Industry Co Ltd ORD	104,206.77	190,311.16	86,104.39
9/7/2017		Japanese Yen (JPY)	190,311.16	188,274.51	(2,036.65)
9/7/2017	1113	Convatec Group PLC ORD	3,062.34	4,061.12	998.78
9/7/2017		Pound Sterling (GBP)	4,061.12	4,061.12	-
9/21/2017	3000	Apple Inc.	251,209.15	462,290.51	211,081.36
9/21/2017	985	Apple Inc.	82,480.34	152,708.80	70,228.46
9/26/2017	249	Alphabet Inc. - Class A	125,132.76	233,227.93	108,095.17
9/26/2017	6255	Applied Materials Inc.	134,301.41	291,190.42	156,889.01
9/26/2017	2705	Microsoft Corporation	137,207.34	199,245.69	62,038.35
9/26/2017	7330	Taiwan Semiconductor Mfg Company (ADR)	141,073.97	272,355.98	131,282.01
9/26/2017	2705	Vantiv Inc - Class A	149,560.89	193,092.77	43,531.88
9/26/2017	7010	Kellogg Co	480,540.99	443,560.82	(36,980.17)

9/26/2017	1630	Accenture Ltd	181,202.36	224,818.42	43,616.06
9/28/2017		Canadian Dollar (CAD)	296,781.94	294,489.21	(2,292.73)
9/29/2017		Canadian Dollar (CAD)	258,632.54	257,999.74	(632.80)
9/29/2017	2400	Tencent Holdings LTD ORD	58,497.74	104,380.06	45,882.32
9/29/2017		Hong Kong Dollars (HKD)	104,380.06	104,402.25	22.19
9/29/2017	4200	Tencent Holdings LTD ORD	102,371.05	181,811.47	79,440.42
9/29/2017		Hong Kong Dollars (HKD)	181,811.47	181,814.27	2.80
10/2/2017		Japanese Yen (JPY)	127,165.56	127,538.90	373.34
10/2/2017		Japanese Yen (JPY)	3,496.06	3,506.33	10.27
10/2/2017		Canadian Dollar (CAD)	93,376.89	93,127.37	(249.52)
10/3/2017		Japanese Yen (JPY)	412,275.67	411,377.38	(898.29)
10/4/2017	3037	Convatec Group PLC ORD	8,356.09	11,273.69	2,917.59
10/4/2017		Pound Sterling (GBP)	11,273.69	11,282.78	9.09
10/4/2017	764	Convatec Group PLC ORD	2,102.09	2,836.47	734.38
10/4/2017		Japanese Yen (JPY)	126,362.40	126,136.65	(225.75)
10/5/2017	3045	Convatec Group PLC ORD	8,378.11	11,319.01	2,940.91
10/5/2017		Pound Sterling (GBP)	11,319.01	11,319.01	-
10/5/2017	665	Convatec Group PLC ORD	1,829.70	2,470.73	641.03
10/5/2017		Pound Sterling (GBP)	2,470.73	2,470.73	-
10/6/2017	4122	Convatec Group PLC ORD	11,341.40	15,389.85	4,048.46
10/6/2017		Pound Sterling (GBP)	15,389.85	15,389.85	-
10/6/2017	1110	Convatec Group PLC ORD	3,054.09	4,168.13	1,114.05
10/6/2017		Pound Sterling (GBP)	4,168.13	4,168.13	-
10/9/2017	2429	Convatec Group PLC ORD	6,683.22	9,178.11	2,494.89
10/9/2017		Pound Sterling (GBP)	9,178.11	9,062.71	(115.40)
10/9/2017	1368	Convatec Group PLC ORD	3,763.96	5,194.13	1,430.18
10/9/2017		Pound Sterling (GBP)	5,194.13	5,128.82	(65.31)
10/10/2017	3769	Convatec Group PLC ORD	10,370.14	14,085.66	3,715.51
10/10/2017		Pound Sterling (GBP)	14,085.66	14,085.66	-
10/11/2017	745	Convatec Group PLC ORD	2,049.82	2,789.82	740.00
10/11/2017		Pound Sterling (GBP)	2,789.82	2,789.82	-
10/11/2017	1124	Convatec Group PLC ORD	3,092.61	4,244.53	1,151.92
10/11/2017		Pound Sterling (GBP)	4,244.53	4,244.53	-
10/11/2017	4022	Convatec Group PLC ORD	11,066.25	15,052.44	3,986.19
10/11/2017		Pound Sterling (GBP)	15,052.44	15,052.44	-
10/11/2017	567	Convatec Group PLC ORD	1,560.06	2,124.67	564.61
10/12/2017	2344	Convatec Group PLC ORD	6,449.35	8,723.43	2,274.08
10/12/2017		Pound Sterling (GBP)	8,723.43	8,723.43	-
10/16/2017	883	Convatec Group PLC ORD	2,429.51	3,280.32	850.80
10/16/2017		Pound Sterling (GBP)	3,280.32	3,280.32	-
10/16/2017	1623	Convatec Group PLC ORD	4,465.57	6,048.84	1,583.26
10/16/2017		Pound Sterling (GBP)	6,048.84	6,048.84	-
10/17/2017	1647	Convatec Group PLC ORD	4,531.61	6,143.32	1,611.71
10/17/2017	823	Convatec Group PLC ORD	2,264.43	3,068.70	804.27
10/17/2017		Pound Sterling (GBP)	3,068.70	3,068.70	-
10/17/2017	1214	Convatec Group PLC ORD	3,340.24	4,533.68	1,193.45
10/17/2017		Pound Sterling (GBP)	4,533.68	4,533.68	-
10/18/2017	2939	Convatec Group PLC ORD	8,086.45	8,788.50	702.04
10/18/2017		Pound Sterling (GBP)	8,788.50	8,788.50	-
10/26/2017	36185	Indiabulls Housing Finance LTD (ADR)	374,648.63	682,020.49	307,371.86
10/26/2017	6165	Alibaba Group Holding LTD (ADR)	859,929.34	1,051,046.56	191,117.22
10/26/2017	2066	Alphabet Inc. - Class A	1,038,250.14	2,063,225.21	1,024,975.07
10/26/2017	9858	Apple Inc.	825,473.26	1,551,317.62	725,844.36
10/26/2017	10415	Applied Materials Inc.	223,620.98	579,685.50	356,064.52
10/26/2017	1225	AutoZone Inc.	523,903.10	699,106.53	175,203.43
10/26/2017	3330	Biogen Inc.	978,271.19	1,030,763.69	52,492.50
10/26/2017	24310	Cisco Systems, Inc.	619,564.06	836,244.67	216,680.61
10/26/2017	18585	Citigroup Inc.	1,122,035.67	1,368,010.24	245,974.57

10/26/2017	41670 Coca-Cola Company	1,819,052.99	1,933,147.47	114,094.48
10/26/2017	10215 Comerica Inc.	665,466.39	810,747.85	145,281.46
10/26/2017	13515 Crown Holdings Inc.	715,273.28	804,499.63	89,226.35
10/26/2017	7770 DXC Technology Co	598,708.49	706,708.68	108,000.19
10/26/2017	11760 EBay Inc.	340,895.35	431,934.81	91,039.46
10/26/2017	10050 Honeywell International Inc.	806,913.11	1,469,375.55	662,462.44
10/26/2017	21070 Intercontinental Exchange, Inc.	795,730.47	1,386,241.23	590,510.76
10/26/2017	21955 Microsoft Corporation	1,113,636.68	1,739,674.00	626,037.32
10/26/2017	10675 Molson Coors Brewing Co	698,756.34	866,838.01	168,081.67
10/26/2017	6790 Monsanto Company	728,963.62	825,498.94	96,535.32
10/26/2017	6820 PPG Industries, Inc.	693,371.67	807,016.50	113,644.83
10/26/2017	12255 Quintiles Transnational Holdings	725,485.33	1,229,562.31	504,076.98
10/26/2017	7025 Rockwell Automation Inc.	807,226.22	1,318,526.91	511,300.69
10/26/2017	8285 S&P Global Inc.	892,715.99	1,348,540.66	455,824.67
10/26/2017	25870 Charles Schwab Corp.	643,858.35	1,156,476.10	512,617.75
10/26/2017	7600 J.M. Smucker Co.	805,027.72	785,567.25	(19,460.47)
10/26/2017	4245 Snap-On Inc.	658,215.32	678,792.50	20,577.18
10/26/2017	21695 Taiwan Semiconductor Mfg Company (ADR)	417,544.31	892,472.62	474,928.31
10/26/2017	6605 Thermo Fisher Scientific Inc.	844,115.36	1,313,953.81	469,838.45
10/26/2017	9615 United Technologies Corp.	973,865.28	1,147,581.42	173,716.14
10/26/2017	22440 Vantiv Inc - Class A	1,240,719.53	1,569,942.42	329,222.89
10/26/2017	12074 Visa Inc Class A	571,364.96	1,332,576.59	761,211.63
10/26/2017	24225 Zoetis Inc.	862,897.68	1,559,649.40	696,751.72
10/26/2017	11420 Five Below Inc	466,264.75	634,229.30	167,964.55
10/26/2017	9700 Commerce Bancshares Inc.	566,747.16	564,777.21	(1,969.95)
10/26/2017	8820 Motorola Solutions Inc.	734,131.82	791,646.39	57,514.57
10/26/2017	33330 Welbilt Inc.	546,934.49	712,892.22	165,957.73
10/26/2017	16895 Schlumberger Ltd.	1,288,771.04	1,071,794.03	(216,977.01)
10/26/2017	9400 AON PLC (ADR)	930,323.59	1,421,034.73	490,711.14
10/26/2017	11835 Medtronic Inc.	925,650.46	933,628.55	7,978.09
10/26/2017	23282 Johnson Controls International PLC	1,009,953.87	966,201.62	(43,752.25)
10/26/2017	9895 Accenture Ltd	1,099,998.41	1,401,972.35	301,973.94
10/26/2017	11015 Eaton Corporation	602,512.08	875,956.45	273,444.37
10/26/2017	23610 Coca-Cola European Partners PLC (ADR)	866,400.44	975,042.14	108,641.70
10/30/2017	48193 Compass Group ORD	918,203.27	1,002,869.55	84,666.27
10/30/2017	Pound Sterling (GBP)	1,002,869.55	1,002,869.55	-
10/30/2017	14453 Unilever PLC ORD	583,412.50	787,805.94	204,393.44
10/30/2017	Pound Sterling (GBP)	787,805.94	787,805.94	-
10/30/2017	24459 Shire PLC ORD	1,536,019.40	1,155,167.85	(380,851.56)
10/30/2017	Pound Sterling (GBP)	1,155,167.85	1,155,167.85	-
10/30/2017	41983 Ashtead Group PLC ORD	740,546.73	1,070,033.84	329,487.10
10/30/2017	Pound Sterling (GBP)	1,070,033.84	1,070,033.83	(0.01)
10/30/2017	38200 Diageo ORD	1,024,882.55	1,275,732.92	250,850.37
10/30/2017	Pound Sterling (GBP)	1,275,732.92	1,275,732.92	-
10/30/2017	12074 British American Tobacco PLC ORD	654,485.51	776,472.17	121,986.66
10/30/2017	40889 Prudential Corp PLC ORD	1,021,354.70	995,662.05	(25,692.65)
10/30/2017	Pound Sterling (GBP)	995,662.05	995,662.05	-
10/30/2017	8729 Carlsberg AS-B ORD	765,922.76	990,121.34	224,198.59
10/30/2017	Danish Kroners (DKK)	990,121.34	990,121.34	-
10/30/2017	11778 Julius Baer Group LTD ORD	573,890.82	693,918.81	120,027.98
10/30/2017	Swiss Francs (CHF)	693,918.81	693,918.81	-
10/30/2017	37078 Assa Abloy AB ORD	544,612.60	764,856.31	220,243.71
10/30/2017	Swedish Kroners (SEK)	764,856.31	764,856.31	-
10/30/2017	18085 Hexagon AB-B ORD	711,972.57	890,715.07	178,742.50
10/30/2017	Swedish Kroners (SEK)	890,715.07	890,715.07	-
10/30/2017	61500 Nordea Bank AB ORD	788,201.94	767,369.54	(20,832.40)
10/30/2017	Swedish Kroners (SEK)	767,369.54	767,369.54	-
10/30/2017	12600 Ubisoft Entertainment ORD	796,451.07	971,556.33	175,105.25

10/30/2017	European Currency (EMU)	971,556.33	971,556.33	-
10/30/2017	60556 Relx NV ORD	982,427.77	1,319,212.83	336,785.05
10/30/2017	European Currency (EMU)	1,319,212.83	1,319,212.83	-
10/30/2017	27028 Wolters Kluwer ORD	897,489.49	1,283,905.49	386,416.00
10/30/2017	European Currency (EMU)	1,283,905.49	1,283,905.49	-
10/30/2017	16243 Symrise AG ORD	848,467.80	1,252,711.45	404,243.65
10/30/2017	4486 Continental AG ORD	862,575.12	1,122,155.43	259,580.30
10/30/2017	European Currency (EMU)	1,122,155.43	1,122,155.43	-
10/30/2017	14764 Sampo Insurance Co ORD	648,681.74	775,655.59	126,973.85
10/30/2017	250526 Israel Discount Bank ORD	591,865.33	650,589.34	58,724.02
10/30/2017	Israeli Shekel (ILS)	650,589.34	650,589.34	-
10/30/2017	16475 Canadian National Railway Co. ORD	956,377.28	1,336,702.93	380,325.65
10/30/2017	Canadian Dollar (CAD)	1,336,702.93	1,336,702.93	-
10/30/2017	28210 National Bank of Canada ORD	1,187,945.43	1,367,480.84	179,535.42
10/30/2017	Canadian Dollar (CAD)	1,367,480.84	1,367,480.84	-
10/30/2017	127100 Link Administration Holdings ORD	1,313,323.66	800,297.75	(513,025.91)
10/30/2017	Australian Dollars (AUD)	800,297.75	802,747.17	2,449.42
10/30/2017	31300 Tencent Holdings LTD ORD	762,908.07	1,397,217.24	634,309.17
10/30/2017	Hong Kong Dollars (HKD)	1,397,217.24	1,397,217.24	-
10/30/2017	156400 AIA Group LTD ORD	932,609.34	1,177,898.58	245,289.25
10/30/2017	13300 Rio Tinto PLC ORD	649,832.47	616,066.63	(33,765.84)
10/30/2017	Pound Sterling (GBP)	616,066.63	616,935.46	868.83
10/30/2017	38100 CAE Inc.	645,616.32	653,686.10	8,069.79
10/30/2017	Canadian Dollar (CAD)	653,686.10	652,945.88	(740.22)
10/31/2017	102608 Sanlam LTD ORD	655,983.68	508,136.93	(147,846.74)
10/31/2017	South Africa Rand (ZAR)	508,136.93	508,136.93	-
10/31/2017	130000 AmBev SA ORD	718,046.44	840,084.58	122,038.14
10/31/2017	Brazilian Real (BRL)	840,084.58	825,015.18	(15,069.40)
10/31/2017	97160 Cielo SA ORD	730,224.68	633,513.07	(96,711.62)
10/31/2017	Brazilian Real (BRL)	633,513.07	622,149.14	(11,363.93)
10/31/2017	34100 Daiwa House Industry Co Ltd ORD	646,081.98	1,231,247.03	585,165.05
10/31/2017	Japanese Yen (JPY)	1,231,247.03	1,231,247.03	-
10/31/2017	12900 Kao Corp. ORD	795,584.89	803,757.09	8,172.20
10/31/2017	Japanese Yen (JPY)	803,757.09	803,757.09	-
10/31/2017	4700 Ryohin Keikaku Co. LTD ORD	1,024,542.73	1,350,132.91	325,590.17
10/31/2017	Japanese Yen (JPY)	1,350,132.91	1,350,132.91	-
10/31/2017	42800 Aeon Financial Service Co. LTD ORD	1,049,428.85	913,070.23	(136,358.62)
10/31/2017	Japanese Yen (JPY)	913,070.23	913,070.23	-
10/31/2017	20600 Technopro Holdings Inc. ORD	863,687.78	920,405.35	56,717.57
10/31/2017	Japanese Yen (JPY)	920,405.35	920,405.35	-
10/31/2017	18400 Yamaha Corp.	668,559.25	705,389.46	36,830.21
10/31/2017	Japanese Yen (JPY)	705,389.46	704,803.31	(586.15)

TOTAL GAINS				26,358,444.19
TOTAL LOSSES				(1,810,883.06)

		132,560,662.67	157,108,223.80	24,547,561.13
=====				

Attachment B

F.M. Kirby Foundation
 REALIZED GAINS AND LOSSES
 F.M. KIRBY FOUNDATION, INC.
 PORTION OF THE ACCOUNT MANAGED BY
 OAKTREE CAPITAL MANAGEMENT
 From 01-01-17 Through 11-30-17

Date	Quantity	Security	Cost Basis	Proceeds	Gain Or Loss
-----	-----	-----	-----	-----	-----
1/3/2017	50000	Citrix Systems Inc 144A 0.500% Due 04-15-19	53,577.88	58,048.75	4,470.87
1/3/2017	25000	Array Bio Inc 3.000% Due 06-01-20	27,171.25	34,463.38	7,292.13
1/3/2017	30000	Allscripts Healthcare 1.250% Due 07-01-20	31,757.17	28,569.30	(3,187.87)
1/3/2017	55000	J2 Global Communications 3.250% Due 06-15-29	58,501.15	72,745.92	14,244.77
1/4/2017	110000	Allscripts Healthcare 1.250% Due 07-01-20	116,442.97	104,593.94	(11,849.03)
1/4/2017	15000	Array Bio Inc 3.000% Due 06-01-20	16,302.75	20,925.84	4,623.09
1/4/2017	55000	J2 Global Communications 3.250% Due 06-15-29	58,501.15	73,728.38	15,227.23
1/4/2017	55000	Cardtronics Inc 1.000% Due 12-01-20	55,360.52	65,807.06	10,446.54
1/4/2017	40000	Evolent Health Inc. 144A 2.000% Due 12-01-21	40,201.52	39,546.08	(655.44)
1/4/2017	50000	Citrix Systems Inc 144A 0.500% Due 04-15-19	53,577.88	58,196.90	4,619.02
1/4/2017	45000	Vipshop Holding LTD 1.500% Due 03-15-19	49,012.47	44,887.50	(4,124.97)
1/5/2017	1100	American Tower Corp CV 5.5% PFD	111,977.89	114,407.63	2,429.74
1/5/2017	20000	Array Bio Inc 3.000% Due 06-01-20	21,737.00	28,321.92	6,584.92
1/5/2017	40000	J2 Global Communications 3.250% Due 06-15-29	42,546.29	53,320.24	10,773.95
1/5/2017	85000	Evolent Health Inc. 144A 2.000% Due 12-01-21	85,428.22	83,627.34	(1,800.88)
1/5/2017	25000	Huron Consulting Group I 144A 1.250% Due 10-01-19	25,279.69	24,150.80	(1,128.89)
1/6/2017	90000	InterDigital Inc. 1.500% Due 03-01-20	94,443.17	119,285.19	24,842.02
1/6/2017	45000	Vipshop Holding LTD 1.500% Due 03-15-19	49,012.47	44,851.50	(4,160.97)
1/6/2017	45000	J2 Global Communications 3.250% Due 06-15-29	47,864.57	60,472.08	12,607.51
1/6/2017	90000	Pattern Energy Group Inc. 4.000% Due 07-15-20	88,901.13	88,049.79	(851.34)
1/6/2017	45000	Vipshop Holding LTD 1.500% Due 03-15-19	49,012.47	44,943.75	(4,068.72)
1/6/2017	45000	Evolent Health Inc. 144A 2.000% Due 12-01-21	45,226.70	45,534.11	307.41
1/9/2017	65000	Pattern Energy Group Inc. 4.000% Due 07-15-20	64,206.37	63,388.59	(817.78)
1/9/2017	5000	Huron Consulting Group I 144A	5,055.94	4,812.50	(243.44)

		1.250% Due 10-01-19			
1/9/2017	20000	Herbalife LTD 144A	18,881.56	18,475.00	(406.56)
		2.000% Due 08-15-19			
1/9/2017	130000	Herbalife LTD 144A	122,730.11	119,943.46	(2,786.65)
		2.000% Due 08-15-19			
1/9/2017	95000	Vipshop Holding LTD	103,470.77	94,620.00	(8,850.77)
		1.500% Due 03-15-19			
1/9/2017	40000	Evolent Health Inc. 144A	40,201.52	39,975.84	(225.68)
		2.000% Due 12-01-21			
1/9/2017	1700	American Tower Corp CV 5.5% PFD	173,056.74	176,201.16	3,144.42
1/10/2017	85000	Vipshop Holding LTD	92,579.11	84,681.25	(7,897.86)
		1.500% Due 03-15-19			
1/10/2017	85000	Herbalife LTD 144A	80,246.61	78,210.54	(2,036.07)
		2.000% Due 08-15-19			
1/10/2017	55000	Herbalife LTD 144A	51,924.28	50,600.00	(1,324.28)
		2.000% Due 08-15-19			
1/10/2017	25000	NRG Yield Inc. 144A	24,572.96	24,162.55	(410.41)
		3.250% Due 06-01-20			
1/10/2017	15000	Huron Consulting Group I 144A	15,167.82	14,437.98	(729.84)
		1.250% Due 10-01-19			
1/10/2017	40000	Pattern Energy Group Inc.	39,511.61	39,003.80	(507.81)
		4.000% Due 07-15-20			
1/10/2017	90000	Depomed Inc.	103,951.21	106,100.46	2,149.25
		2.500% Due 09-01-21			
1/10/2017	45000	Evolent Health Inc. 144A	45,226.70	45,537.89	311.19
		2.000% Due 12-01-21			
1/11/2017	110000	Vipshop Holding LTD	119,808.26	109,307.00	(10,501.26)
		1.500% Due 03-15-19			
1/11/2017	45000	Pattern Energy Group Inc.	44,450.57	43,931.25	(519.32)
		4.000% Due 07-15-20			
1/11/2017	2700	American Tower Corp CV 5.5% PFD	274,854.82	276,567.13	1,712.31
1/11/2017	20000	Huron Consulting Group I 144A	20,223.76	19,218.00	(1,005.76)
		1.250% Due 10-01-19			
1/11/2017	85000	Herbalife LTD 144A	80,246.61	78,115.00	(2,131.61)
		2.000% Due 08-15-19			
1/11/2017	25000	Synchronoss Technologies	26,574.21	26,156.25	(417.96)
		0.750% Due 08-15-19			
1/11/2017	15000	Array Bio Inc	16,302.75	22,193.27	5,890.52
		3.000% Due 06-01-20			
1/11/2017	35000	Evolent Health Inc. 144A	35,176.33	35,708.82	532.49
		2.000% Due 12-01-21			
1/11/2017	5000	Herbalife LTD 144A	4,720.39	4,625.00	(95.39)
		2.000% Due 08-15-19			
1/12/2017	45000	Green Plains Inc. 144A	46,025.76	49,201.88	3,176.11
		4.125% Due 09-01-22			
1/12/2017	40000	Pattern Energy Group Inc.	39,511.61	38,960.00	(551.61)
		4.000% Due 07-15-20			
1/12/2017	175000	Euronet Worldwide Inc.	190,140.01	203,546.88	13,406.87
		1.500% Due 10-01-44			
1/12/2017	15000	Huron Consulting Group I 144A	15,167.82	14,418.75	(749.07)
		1.250% Due 10-01-19			
1/12/2017	420000	Herbalife LTD 144A	396,512.66	384,562.50	(11,950.16)
		2.000% Due 08-15-19			
1/12/2017	70000	World Wrestling Entertainment 144A	70,088.24	68,862.50	(1,225.74)
		3.375% Due 12-15-23			
1/12/2017	40000	Evolent Health Inc. 144A	40,201.52	41,448.60	1,247.08

		2.000% Due 12-01-21			
1/13/2017	3000	Depomed Inc.	3,465.04	3,531.20	66.16
		2.500% Due 09-01-21			
1/13/2017	15000	Green Plains Inc. 144A	15,341.92	16,253.73	911.81
		4.125% Due 09-01-22			
1/13/2017	45000	Euronet Worldwide Inc.	48,893.14	52,340.63	3,447.49
		1.500% Due 10-01-44			
1/13/2017	21000	Nuvasive Inc. 144A	22,131.16	27,601.77	5,470.61
		2.250% Due 03-15-21			
1/13/2017	35000	Green Plains Inc. 144A	35,797.82	37,960.02	2,162.20
		4.125% Due 09-01-22			
1/13/2017	10000	Array Bio Inc	10,868.50	16,537.49	5,668.99
		3.000% Due 06-01-20			
1/17/2017	56000	Citrix Systems Inc 144A	60,007.22	65,656.47	5,649.25
		0.500% Due 04-15-19			
1/17/2017	60000	Pattern Energy Group Inc.	59,267.42	59,025.00	(242.42)
		4.000% Due 07-15-20			
1/17/2017	3700	Southwestern Energy Co	109,220.22	86,504.12	(22,716.10)
1/17/2017	50000	Pattern Energy Group Inc.	49,389.52	49,500.00	110.48
		4.000% Due 07-15-20			
1/17/2017	10000	Array Bio Inc	10,868.50	16,754.52	5,886.02
		3.000% Due 06-01-20			
1/17/2017	35000	Synchronoss Technologies	37,203.89	36,288.88	(915.01)
		0.750% Due 08-15-19			
1/18/2017	20000	Medidata Solutions Inc.	21,161.24	21,969.50	808.26
		1.000% Due 08-01-18			
1/18/2017	40000	Pattern Energy Group Inc.	39,511.61	39,700.00	188.39
		4.000% Due 07-15-20			
1/18/2017	27000	Synchronoss Technologies	28,700.14	28,046.25	(653.89)
		0.750% Due 08-15-19			
1/18/2017	45000	Depomed Inc.	51,975.61	52,075.80	100.19
		2.500% Due 09-01-21			
1/19/2017	65000	Pattern Energy Group Inc.	64,206.37	64,675.00	468.63
		4.000% Due 07-15-20			
1/19/2017	55000	Blackstone Mortgage Trust	56,668.92	62,257.14	5,588.22
		5.250% Due 12-01-18			
1/19/2017	55000	Synchronoss Technologies	58,463.25	57,200.00	(1,263.25)
		0.750% Due 08-15-19			
1/19/2017	90000	Synchronoss Technologies	95,667.14	93,656.25	(2,010.89)
		0.750% Due 08-15-19			
1/19/2017	45000	Oasis Petroleum Inc.	53,214.33	60,638.45	7,424.12
		2.625% Due 09-15-23			
1/19/2017	40000	J2 Global Communications	42,546.29	54,792.68	12,246.39
		3.250% Due 06-15-29			
1/19/2017	85000	Liberty Media Corporation 144A	86,686.41	90,548.12	3,861.71
		2.250% Due 09-30-46			
1/19/2017	20000	Array Bio Inc	21,737.00	33,669.84	11,932.84
		3.000% Due 06-01-20			
1/19/2017	45000	Depomed Inc.	51,975.61	51,458.13	(517.48)
		2.500% Due 09-01-21			
1/19/2017	40000	InterDigital Inc.	41,974.74	53,294.40	11,319.66
		1.500% Due 03-01-20			
1/19/2017	55000	Starwood Property Trust	55,132.59	60,205.20	5,072.61
		4.550% Due 03-01-18			
1/19/2017	20000	Live Nation Entertainment	21,523.07	21,524.18	1.11
		2.500% Due 05-15-19			

1/19/2017	25000	Euronet Worldwide Inc. 1.500% Due 10-01-44	27,162.86	29,282.03	2,119.17
1/19/2017	90000	Liberty Media Corporation 1.375% Due 10-15-23	90,911.72	96,854.85	5,943.13
1/20/2017	59000	Liberty Media Corporation 1.375% Due 10-15-23	59,597.68	63,572.50	3,974.82
1/20/2017	12000	Liberty Media Corporation 1.375% Due 10-15-23	12,121.56	12,945.00	823.44
1/20/2017	10000	Array Bio Inc 3.000% Due 06-01-20	10,868.50	17,032.85	6,164.35
1/20/2017	3000	Cardtronics Inc 1.000% Due 12-01-20	3,019.66	3,556.41	536.75
1/20/2017	151000	Depomed Inc. 2.500% Due 09-01-21	174,407.04	171,893.72	(2,513.32)
1/20/2017	220000	Medidata Solutions Inc. 1.000% Due 08-01-18	232,773.61	237,751.36	4,977.75
1/20/2017	15000	Blackstone Mortgage Trust 5.250% Due 12-01-18	15,455.16	17,016.45	1,561.29
1/20/2017	12000	Rovi Corp. 0.500% Due 03-01-20	11,365.67	12,026.05	660.38
1/23/2017	35000	Euronet Worldwide Inc. 1.500% Due 10-01-44	38,028.00	40,254.62	2,226.62
1/23/2017	23000	Dish Network Corp 144A 3.375% Due 08-15-26	23,990.18	27,448.43	3,458.25
1/23/2017	90000	Synchronoss Technologies 0.750% Due 08-15-19	95,667.14	94,612.50	(1,054.64)
1/23/2017	10000	Seacor Holdings Inc. 3.000% Due 11-15-28	7,830.42	8,926.07	1,095.65
1/23/2017	1333	Southwestern Energy Co	13,084.97	12,216.29	(868.68)
1/23/2017	15000	CSG Systems Int'l Inc. 144A 4.250% Due 03-15-36	15,650.92	16,748.10	1,097.18
1/23/2017	4400	Southwestern Energy Co	129,883.51	97,228.21	(32,655.30)
1/23/2017	17000	Spectranetics Corp. 2.625% Due 06-01-34	15,171.30	17,845.85	2,674.55
1/23/2017	50000	Medidata Solutions Inc. 1.000% Due 08-01-18	52,903.09	53,784.05	880.96
1/24/2017	5000	Clovis Oncology Inc. 2.500% Due 09-15-21	4,874.25	6,230.63	1,356.38
1/24/2017	45000	Euronet Worldwide Inc. 1.500% Due 10-01-44	48,893.14	51,660.00	2,766.86
1/24/2017	195000	Euronet Worldwide Inc. 1.500% Due 10-01-44	211,870.29	224,250.00	12,379.71
1/24/2017	5000	SM Energy Co. 1.500% Due 07-01-21	5,122.44	5,635.47	513.03
1/24/2017	4600	Southwestern Energy Co	135,787.30	105,198.33	(30,588.97)
1/24/2017	12000	InterDigital Inc. 1.500% Due 03-01-20	12,592.42	16,376.12	3,783.70
1/24/2017	15000	Chesapeake Energy Corp 144A 5.500% Due 09-15-26	15,281.41	16,537.50	1,256.09
1/24/2017	10000	Tutor Perini Corp 144A 2.875% Due 06-15-21	10,454.90	11,751.25	1,296.35
1/24/2017	20000	Array Bio Inc 3.000% Due 06-01-20	21,737.00	33,086.80	11,349.80
1/24/2017	5000	Biomarin Pharmaceutical 0.750% Due 10-15-18	5,781.37	5,656.25	(125.12)
1/24/2017	5000	Healthisouth Corp.	5,144.41	5,753.21	608.80

		2.000% Due 12-01-43			
1/24/2017	130000	Medidata Solutions Inc. 1.000% Due 08-01-18	137,548.04	140,296.52	2,748.48
1/24/2017	70000	Sucampo Pharmaceuticals 144A 3.250% Due 12-15-21	70,000.00	68,072.83	(1,927.17)
1/25/2017	1000	Dycom Industries Inc. 0.750% Due 09-15-21	1,048.14	1,094.83	46.69
1/25/2017	15000	Array Bio Inc 3.000% Due 06-01-20	16,302.75	25,206.68	8,903.93
1/25/2017	55000	Spirit Realty Capital Inc. 2.875% Due 05-15-19	52,784.54	56,614.97	3,830.43
1/25/2017	35000	Healtsouth Corp. 2.000% Due 12-01-43	36,010.84	40,416.88	4,406.04
1/25/2017	145000	Nuance Communications 1.500% Due 11-01-35	146,252.71	144,923.73	(1,328.98)
1/25/2017	140000	Empire State Realty Trust 144A 2.625% Due 08-15-19	139,871.62	160,079.22	20,207.60
1/25/2017	8000	Rovi Corp. 0.500% Due 03-01-20	7,577.11	8,022.18	445.07
1/25/2017	40000	Sucampo Pharmaceuticals 144A 3.250% Due 12-15-21	40,000.00	38,908.32	(1,091.68)
1/25/2017	5000	Colony Financial Inc. 5.000% Due 04-15-23	5,212.98	5,184.97	(28.01)
1/25/2017	35000	Liberty Media Corporation 1.375% Due 10-15-23	35,354.56	37,905.00	2,550.44
1/26/2017	10000	Liberty Interactive LLC 144A 1.750% Due 09-30-46	10,389.02	11,350.00	960.98
1/26/2017	85000	Blackstone Mortgage Trust 5.250% Due 12-01-18	87,579.24	95,980.30	8,401.06
1/26/2017	20000	Array Bio Inc 3.000% Due 06-01-20	21,737.00	33,588.80	11,851.80
1/26/2017	45000	Macquarie Infrastructure 2.000% Due 10-01-23	45,335.89	45,112.55	(223.34)
1/26/2017	45000	Sucampo Pharmaceuticals 144A 3.250% Due 12-15-21	45,000.00	43,767.00	(1,233.00)
1/27/2017	244000	Huron Consulting Group I 144A 1.250% Due 10-01-19	246,729.81	233,630.00	(13,099.81)
1/27/2017	20000	Sucampo Pharmaceuticals 144A 3.250% Due 12-15-21	20,000.00	19,518.62	(481.38)
1/27/2017	100	Bunge Limited 4.875% CV PFD	9,220.14	9,922.34	702.20
1/27/2017	25000	Micron Technology Inc. 3.000% Due 11-15-43	20,937.20	25,725.00	4,787.80
1/27/2017	10000	Horizon Pharma INV LTD 2.500% Due 03-15-22	9,671.51	9,539.80	(131.71)
1/27/2017	65000	Zillow Inc. 144A 2.000% Due 12-01-21	65,560.34	66,267.50	707.16
1/27/2017	5000	Ironwood Pharmaceuticals 2.250% Due 06-15-22	4,953.18	5,454.18	501.00
1/27/2017	10000	World Wrestling Entertainment 144A 3.375% Due 12-15-23	10,012.61	10,041.71	29.10
1/30/2017	90000	Huron Consulting Group I 144A 1.250% Due 10-01-19	91,006.90	85,905.00	(5,101.90)
1/30/2017	50000	Sucampo Pharmaceuticals 144A 3.250% Due 12-15-21	50,000.00	48,213.10	(1,786.90)
1/30/2017	11000	Apollo Commercial Real Estate Finance 5.500% Due 03-15-19	11,315.09	11,659.14	344.05

1/30/2017	21000	Array Bio Inc 3.000% Due 06-01-20	22,823.85	33,979.70	11,155.85
1/31/2017	50000	Liberty Media Corporation 1.375% Due 10-15-23	50,506.51	54,035.50	3,528.99
1/31/2017	95000	Sucampo Pharmaceuticals 144A 3.250% Due 12-15-21	95,000.00	92,414.67	(2,585.33)
1/31/2017	19000	Array Bio Inc 3.000% Due 06-01-20	20,650.15	31,353.80	10,703.65
1/31/2017	95000	Spirit Realty Capital Inc. 2.875% Due 05-15-19	91,173.30	97,236.59	6,063.29
2/1/2017	185000	Citrix Systems Inc 144A 0.500% Due 04-15-19	198,238.15	211,603.00	13,364.85
2/1/2017	85000	Huron Consulting Group I 144A 1.250% Due 10-01-19	85,950.96	80,856.25	(5,094.71)
2/1/2017	195000	Rovi Corp. 0.500% Due 03-01-20	184,692.09	190,710.00	6,017.91
2/1/2017	20000	Sucampo Pharmaceuticals 144A 3.250% Due 12-15-21	20,000.00	19,421.78	(578.22)
2/1/2017	46000	Huron Consulting Group I 144A 1.250% Due 10-01-19	46,514.64	43,734.41	(2,780.23)
2/1/2017	55000	Blackstone Mortgage Trust 5.250% Due 12-01-18	56,668.92	61,333.14	4,664.22
2/2/2017	80000	Spirit Realty Capital Inc. 2.875% Due 05-15-19	76,777.51	81,870.08	5,092.57
2/2/2017	45000	Liberty Media Corporation 1.375% Due 10-15-23	45,455.86	49,185.68	3,729.82
2/2/2017	110000	CSG Systems Int'l Inc. 144A 4.250% Due 03-15-36	114,773.44	113,840.21	(933.23)
2/2/2017	95000	Horizon Pharma INV LTD 2.500% Due 03-15-22	91,879.37	91,074.70	(804.67)
2/2/2017	35000	CSG Systems Int'l Inc. 144A 4.250% Due 03-15-36	36,518.82	36,414.35	(104.47)
2/3/2017	180000	Rovi Corp. 0.500% Due 03-01-20	170,485.01	175,896.00	5,410.99
2/3/2017	3000	Portfolio Recovery Associates 3.000% Due 08-01-20	2,970.94	2,863.32	(107.62)
2/3/2017	70000	CSG Systems Int'l Inc. 144A 4.250% Due 03-15-36	73,037.65	73,019.17	(18.48)
2/3/2017	5000	Insulet Corporation 144A 1.250% Due 09-15-21	5,018.45	4,989.29	(29.16)
2/6/2017	20000	Live Nation Entertainment 2.500% Due 05-15-19	21,523.07	21,700.00	176.93
2/6/2017	50000	Dycom Industries Inc. 0.750% Due 09-15-21	52,406.88	53,699.35	1,292.47
2/6/2017	4000	Southwestern Energy Co	118,075.92	91,295.61	(26,780.31)
2/6/2017	155000	Wells Fargo & Co. Mtn. 0.000% Due 11-06-23	155,000.00	167,902.20	12,902.20
2/6/2017	56	Belden Inc CV PFD	5,663.95	5,954.93	290.98
2/6/2017	60000	Horizon Pharma INV LTD 2.500% Due 03-15-22	58,029.08	57,850.92	(178.16)
2/6/2017	40000	Synchronoss Technologies 0.750% Due 08-15-19	42,518.73	41,266.00	(1,252.73)
2/7/2017	185000	Rovi Corp. 0.500% Due 03-01-20	175,220.70	181,300.00	6,079.30
2/7/2017	45000	Live Nation Entertainment 2.500% Due 05-15-19	48,426.92	48,763.13	336.21

2/7/2017	40000	Synchronoss Technologies 0.750% Due 08-15-19	42,518.73	41,000.00	(1,518.73)
2/7/2017	35000	Clovis Oncology Inc. 2.500% Due 09-15-21	34,119.73	44,016.46	9,896.73
2/7/2017	100000	Spirit Realty Capital Inc. 2.875% Due 05-15-19	95,971.89	102,444.00	6,472.11
2/7/2017	90000	Liberty Media Corporation 1.375% Due 10-15-23	90,911.72	97,966.44	7,054.72
2/7/2017	45000	Apollo Commercial Real Estate Finance 5.500% Due 03-15-19	46,288.99	47,572.34	1,283.35
2/7/2017	45000	Synchronoss Technologies 0.750% Due 08-15-19	47,833.57	46,088.01	(1,745.56)
2/8/2017	70000	Apollo Commercial Real Estate Finance 5.500% Due 03-15-19	72,005.10	73,879.40	1,874.30
2/8/2017	55000	Synchronoss Technologies 0.750% Due 08-15-19	58,463.25	55,618.75	(2,844.50)
2/8/2017	80000	Akamai Technologies Inc. 0.000% Due 05-15-19	84,510.65	81,800.00	(2,710.65)
2/8/2017	100000	Zillow Inc. 144A 2.000% Due 12-01-21	100,862.07	100,643.80	(218.27)
2/8/2017	35000	Synchronoss Technologies 0.750% Due 08-15-19	37,203.89	35,414.86	(1,789.03)
2/9/2017	25000	Apollo Commercial Real Estate Finance 5.500% Due 03-15-19	25,716.11	26,427.33	711.22
2/9/2017	35000	Zillow Inc. 144A 2.000% Due 12-01-21	35,301.72	34,881.70	(420.02)
2/9/2017	190000	Microchip Technology Inc. 1.625% Due 02-15-25	194,832.36	266,760.00	71,927.64
2/9/2017	72000	Synchronoss Technologies 0.750% Due 08-15-19	76,533.72	71,038.44	(5,495.28)
2/10/2017	85000	Akamai Technologies Inc. 0.000% Due 05-15-19	89,792.56	86,939.45	(2,853.11)
2/10/2017	35000	Macquarie Infrastructure 2.000% Due 10-01-23	35,261.25	34,581.23	(680.02)
2/10/2017	95000	General Cable Corporation 4.500% Due 11-15-29	72,187.11	70,596.88	(1,590.23)
2/10/2017	50000	Ctrip.com Intl LTD 144A 1.250% Due 09-15-22	50,000.00	49,778.55	(221.45)
2/10/2017	15000	CSG Systems Int'l Inc. 144A 4.250% Due 03-15-36	15,650.92	15,717.48	66.56
2/10/2017	85000	Dish Network Corp 144A 3.375% Due 08-15-26	88,659.36	101,615.12	12,955.76
2/10/2017	45000	NRG Yield Inc. 144A 3.250% Due 06-01-20	44,231.33	44,284.05	52.72
2/10/2017	35000	Starwood Property Trust 4.550% Due 03-01-18	35,084.37	38,504.83	3,420.46
2/10/2017	95000	Horizon Pharma INV LTD 2.500% Due 03-15-22	91,879.37	90,653.47	(1,225.90)
2/10/2017	90000	Dycom Industries Inc. 0.750% Due 09-15-21	94,332.38	96,725.70	2,393.32
2/10/2017	90000	Zillow Inc. 144A 2.000% Due 12-01-21	90,775.86	90,371.97	(403.89)
2/10/2017	140000	Cardtronics Inc 1.000% Due 12-01-20	140,917.68	150,842.72	9,925.04
2/13/2017	55000	Cardtronics Inc 1.000% Due 12-01-20	55,360.52	58,815.63	3,455.11

2/13/2017	170000	Akamai Technologies Inc. 0.000% Due 05-15-19	179,585.12	172,975.00	(6,610.12)
2/13/2017	35000	Live Nation Entertainment 2.500% Due 05-15-19	37,665.38	37,961.84	296.46
2/13/2017	55000	Scorpio Tankers Inc 144A 2.375% Due 07-01-19	49,716.00	47,435.85	(2,280.15)
2/13/2017	25000	Cheniere Energy Inc. 4.250% Due 03-15-45	19,054.34	16,870.35	(2,183.99)
2/14/2017	30000	Cardtronics Inc 1.000% Due 12-01-20	30,196.65	32,081.25	1,884.60
2/14/2017	180000	Liberty Media Corporation 1.375% Due 10-15-23	181,823.45	194,373.00	12,549.55
2/14/2017	65000	Akamai Technologies Inc. 0.000% Due 05-15-19	68,664.90	66,186.58	(2,478.32)
2/14/2017	40000	Akamai Technologies Inc. 0.000% Due 05-15-19	42,255.32	40,775.64	(1,479.68)
2/14/2017	50000	CSG Systems Int'l Inc. 144A 4.250% Due 03-15-36	52,169.75	52,535.50	365.75
2/14/2017	30000	Helix Energy Solutions 4.250% Due 05-01-22	31,138.84	31,312.50	173.66
2/14/2017	285000	Horizon Pharma INV LTD 2.500% Due 03-15-22	275,638.12	271,023.60	(4,614.52)
2/16/2017	40000	Blackhawk Network Hold 144A 1.500% Due 01-15-22	40,711.04	39,600.00	(1,111.04)
2/16/2017	175000	Nabors Industries Inc. 144A 0.750% Due 01-15-24	178,894.66	172,884.43	(6,010.23)
2/16/2017	20000	Blackhawk Network Hold 144A 1.500% Due 01-15-22	20,355.52	19,860.88	(494.64)
2/16/2017	40000	Blackhawk Network Hold 144A 1.500% Due 01-15-22	40,711.04	39,626.36	(1,084.68)
2/17/2017	85000	Akamai Technologies Inc. 0.000% Due 05-15-19	89,792.56	85,815.32	(3,977.24)
2/17/2017	5000	Green Plains Inc. 144A 4.125% Due 09-01-22	5,194.52	5,437.50	242.98
2/17/2017	40000	InterDigital Inc. 1.500% Due 03-01-20	41,974.74	58,064.96	16,090.22
2/17/2017	35000	Macquarie Infrastructure 2.000% Due 10-01-23	35,261.25	34,584.38	(676.87)
2/17/2017	15000	Micron Technology Inc. 3.000% Due 11-15-43	12,562.32	15,130.59	2,568.27
2/17/2017	30000	Micron Technology Inc. 3.000% Due 11-15-43	25,124.64	30,337.50	5,212.86
2/17/2017	45000	CSG Systems Int'l Inc. 144A 4.250% Due 03-15-36	46,952.77	47,411.15	458.38
2/17/2017	55000	Finisar Corporation 0.500% Due 12-15-33	63,435.66	68,723.88	5,288.22
2/17/2017	10000	General Cable Corporation 4.500% Due 11-15-29	7,598.64	7,297.85	(300.79)
2/17/2017	10000	Seacor Holdings Inc. 3.000% Due 11-15-28	7,830.42	8,959.88	1,129.46
2/17/2017	140000	Nabors Industries Inc. 144A 0.750% Due 01-15-24	143,115.73	137,999.12	(5,116.61)
2/17/2017	5000	Starwood Property Trust 4.550% Due 03-01-18	5,012.05	5,485.63	473.58
2/21/2017	20000	Ensco Jersey Finance LTD 144A 3.000% Due 01-31-24	21,103.91	21,252.98	149.07

2/21/2017	35000	InterDigital Inc. 1.500% Due 03-01-20	36,727.90	51,426.69	14,698.79
2/21/2017	10000	Starwood Property Trust 4.550% Due 03-01-18	10,024.11	11,025.00	1,000.89
2/21/2017	15000	Cypress Semiconductor Co. 144A 4.500% Due 01-15-22	15,988.67	17,959.01	1,970.34
2/21/2017	55000	Macquarie Infrastructure 2.000% Due 10-01-23	55,410.53	54,175.00	(1,235.53)
2/21/2017	15000	Micron Technology Inc. 3.000% Due 11-15-43	12,562.32	15,289.50	2,727.18
2/21/2017	50000	Akamai Technologies Inc. 0.000% Due 05-15-19	52,819.15	50,553.90	(2,265.25)
2/21/2017	50000	Akamai Technologies Inc. 0.000% Due 05-15-19	52,819.15	50,540.50	(2,278.65)
2/21/2017	20000	Amtrust Financial Services 2.750% Due 12-15-44	17,928.71	17,625.00	(303.71)
2/21/2017	20000	Healthsouth Corp. 2.000% Due 12-01-43	20,577.62	24,310.00	3,732.38
2/21/2017	50000	Macquarie Infrastructure 2.000% Due 10-01-23	50,373.21	49,177.60	(1,195.61)
2/21/2017	35000	Nabors Industries Inc. 144A 0.750% Due 01-15-24	35,778.93	34,677.41	(1,101.52)
2/22/2017	20000	Aeojet Rocketdyne Holding 144A 2.250% Due 12-15-23	20,281.72	20,287.30	5.58
2/22/2017	90000	Macquarie Infrastructure 2.000% Due 10-01-23	90,671.78	88,537.50	(2,134.28)
2/22/2017	5000	Biomarin Pharmaceutical 0.750% Due 10-15-18	5,781.37	5,845.00	63.63
2/22/2017	10000	Ezcorp Inc. 2.125% Due 06-15-19	9,181.24	9,337.50	156.26
2/22/2017	5000	Rovi Corp. 0.500% Due 03-01-20	4,749.53	4,987.50	237.97
2/22/2017	20000	Electronics for Imaging 0.750% Due 09-01-19	20,577.15	21,252.02	674.87
2/22/2017	245000	Nabors Industries Inc. 144A 0.750% Due 01-15-24	250,452.52	240,527.77	(9,924.75)
2/22/2017	15000	CTrip.com International LTD. 1.000% Due 07-01-20	15,461.86	16,366.98	905.12
2/22/2017	10000	On Semiconductor Corp 1.000% Due 12-01-20	10,278.80	11,180.00	901.20
2/22/2017	45000	Akamai Technologies Inc. 0.000% Due 05-15-19	47,537.24	45,443.12	(2,094.12)
2/23/2017	10000	EnSCO Jersey Finance LTD 144A 3.000% Due 01-31-24	10,551.95	10,695.00	143.05
2/23/2017	50000	Nabors Industries Inc. 144A 0.750% Due 01-15-24	51,112.76	48,750.00	(2,362.76)
2/23/2017	10000	Teradyne Inc. 144A 1.250% Due 12-15-23	10,419.73	11,280.80	861.07
2/23/2017	15000	CSG Systems Int'l Inc. 144A 4.250% Due 03-15-36	15,650.92	15,757.91	106.99
2/23/2017	5000	Healthsouth Corp. 2.000% Due 12-01-43	5,144.41	5,964.63	820.22
2/23/2017	95000	InterDigital Inc. 1.500% Due 03-01-20	99,690.01	123,910.02	24,220.01
2/23/2017	5000	Nice Systems Inc 144A 1.250% Due 01-15-24	5,161.11	5,270.00	108.89

2/23/2017	100000	Chesapeake Energy Corp 144A 5.500% Due 09-15-26	101,876.07	99,472.20	(2,403.87)
2/23/2017	5000	MGIC Investment Corp 144A 9.000% Due 04-01-63	6,361.85	6,443.75	81.90
2/23/2017	5000	Liberty Media Corporation 144A 2.250% Due 09-30-46	5,099.20	5,343.75	244.55
2/23/2017	5000	Insulet Corporation 144A 1.250% Due 09-15-21	5,018.45	5,135.00	116.55
2/23/2017	90000	SM Energy Co. 1.500% Due 07-01-21	92,203.96	89,744.58	(2,459.38)
2/23/2017	60000	Micron Technology Inc. 3.000% Due 11-15-43	50,249.28	60,309.72	10,060.44
2/24/2017	85000	Microchip Technology Inc. 144A 2.250% Due 02-15-37	85,000.00	86,160.42	1,160.42
2/24/2017	50000	Micron Technology Inc. 3.000% Due 11-15-43	41,874.40	50,027.00	8,152.60
2/24/2017	70000	Nabors Industries Inc. 144A 0.750% Due 01-15-24	71,557.86	67,515.00	(4,042.86)
2/24/2017	20000	Nabors Industries Inc. 144A 0.750% Due 01-15-24	20,445.10	19,270.00	(1,175.10)
2/24/2017	35000	Nuvasive Inc. 144A 2.250% Due 03-15-21	36,885.26	47,975.17	11,089.91
2/24/2017	5000	Clovis Oncology Inc. 2.500% Due 09-15-21	4,874.25	6,218.75	1,344.50
2/24/2017	90000	Micron Technology Inc. 3.000% Due 11-15-43	75,373.92	89,941.59	14,567.67
2/24/2017	105000	Chesapeake Energy Corp 144A 5.500% Due 09-15-26	106,969.87	105,525.00	(1,444.87)
2/24/2017	5000	PDC Energy Inc. 1.125% Due 09-15-21	5,135.99	5,512.50	376.51
2/24/2017	55000	SM Energy Co. 1.500% Due 07-01-21	56,346.86	54,773.57	(1,573.29)
2/27/2017	5000	Citrix Systems Inc 144A 0.500% Due 04-15-19	5,357.79	6,068.75	710.96
2/27/2017	5000	Ironwood Pharmaceuticals 2.250% Due 06-15-22	5,018.37	6,071.88	1,053.51
2/27/2017	10000	Weatherford Bermuda 5.875% Due 07-01-21	10,640.13	11,937.50	1,297.37
2/27/2017	20000	Micron Technology Inc. 3.000% Due 11-15-43	16,749.76	20,200.00	3,450.24
2/27/2017	60000	Micron Technology Inc. 3.000% Due 11-15-43	50,249.28	60,680.04	10,430.76
2/28/2017	65000	Dish Network Corp 144A 3.375% Due 08-15-26	67,798.33	78,500.63	10,702.30
2/28/2017	60000	Micron Technology Inc. 3.000% Due 11-15-43	50,249.28	60,088.56	9,839.28
2/28/2017	95000	Macquarie Infrastructure 2.000% Due 10-01-23	95,709.10	93,337.50	(2,371.60)
2/28/2017	95000	Akamai Technologies Inc. 0.000% Due 05-15-19	100,356.39	95,437.19	(4,919.20)
2/28/2017	95000	Microchip Technology Inc. 144A 2.250% Due 02-15-37	95,000.00	96,372.94	1,372.94
2/28/2017	345000	SM Energy Co. 1.500% Due 07-01-21	353,448.50	340,878.63	(12,569.87)
2/28/2017	50000	Cardtronics Inc 1.000% Due 12-01-20	50,327.74	52,889.30	2,561.56

2/28/2017	45000	Nabors Industries Inc. 144A 0.750% Due 01-15-24	46,001.48	43,733.48	(2,268.00)
3/1/2017	335000	Akamai Technologies Inc. 0.000% Due 05-15-19	353,888.33	336,763.78	(17,124.55)
3/1/2017	30000	Nabors Industries Inc. 144A 0.750% Due 01-15-24	30,667.66	29,441.52	(1,226.14)
3/1/2017	10000	Portfolio Recovery Associates 3.000% Due 08-01-20	9,903.12	9,162.50	(740.62)
3/1/2017	95000	Macquarie Infrastructure 2.000% Due 10-01-23	95,709.10	92,927.86	(2,781.24)
3/2/2017	45000	Nabors Industries Inc. 144A 0.750% Due 01-15-24	46,001.48	43,645.50	(2,355.98)
3/2/2017	105000	Chesapeake Energy Corp 144A 5.500% Due 09-15-26	106,969.87	103,509.00	(3,460.87)
3/3/2017	75000	Priceline.com Inc. 0.350% Due 06-15-20	80,863.58	105,226.05	24,362.47
3/3/2017	95000	Nabors Industries Inc. 144A 0.750% Due 01-15-24	97,114.24	91,930.55	(5,183.69)
3/3/2017	45000	Nuvasive Inc. 144A 2.250% Due 03-15-21	47,423.91	62,164.76	14,740.85
3/3/2017	60000	Ensco Jersey Finance LTD 144A 3.000% Due 01-31-24	63,311.72	61,891.86	(1,419.86)
3/3/2017	90000	Macquarie Infrastructure 2.000% Due 10-01-23	90,671.78	88,164.00	(2,507.78)
3/6/2017	15000	Helix Energy Solutions 4.250% Due 05-01-22	15,569.42	15,261.63	(307.79)
3/6/2017	110000	Ensco Jersey Finance LTD 144A 3.000% Due 01-31-24	116,071.49	110,297.11	(5,774.38)
3/6/2017	55000	Nabors Industries Inc. 144A 0.750% Due 01-15-24	56,224.04	52,937.50	(3,286.54)
3/6/2017	60000	Chesapeake Energy Corp 144A 5.500% Due 09-15-26	61,125.64	58,995.54	(2,130.10)
3/6/2017	380000	Microchip Technology Inc. 1.625% Due 02-15-25	389,664.71	543,541.36	153,876.65
3/6/2017	55000	Nuvasive Inc. 144A 2.250% Due 03-15-21	57,962.55	75,229.39	17,266.84
3/7/2017	115000	Nabors Industries Inc. 144A 0.750% Due 01-15-24	117,559.35	110,831.25	(6,728.10)
3/8/2017	45000	Ensco Jersey Finance LTD 144A 3.000% Due 01-31-24	47,483.79	43,916.58	(3,567.21)
3/8/2017	105000	Chesapeake Energy Corp 144A 5.500% Due 09-15-26	106,969.87	99,512.39	(7,457.48)
3/8/2017	55000	Ensco Jersey Finance LTD 144A 3.000% Due 01-31-24	58,035.75	53,069.50	(4,966.25)
3/8/2017	20000	Ezcorp Inc. 2.125% Due 06-15-19	18,362.49	18,600.00	237.51
3/9/2017	17000	Helix Energy Solutions 4.250% Due 05-01-22	17,645.34	16,856.16	(789.18)
3/9/2017	55000	Weatherford Bermuda 5.875% Due 07-01-21	58,520.71	67,687.95	9,167.24
3/9/2017	55000	Weatherford Bermuda 5.875% Due 07-01-21	58,520.71	68,215.40	9,694.69
3/9/2017	90000	Ensco Jersey Finance LTD 144A 3.000% Due 01-31-24	94,967.59	84,010.05	(10,957.54)
3/9/2017	90000	Ensco Jersey Finance LTD 144A 3.000% Due 01-31-24	94,967.59	83,038.95	(11,928.64)

3/9/2017	55000	Ironwood Pharmaceuticals 2.250% Due 06-15-22	55,202.10	70,898.41	15,696.31
3/9/2017	50000	Macquarie Infrastructure 2.000% Due 10-01-23	50,373.21	48,928.50	(1,444.71)
3/9/2017	95000	Ezcorp Inc. 2.125% Due 06-15-19	87,221.83	88,445.00	1,223.17
3/10/2017	3000	Helix Energy Solutions 4.250% Due 05-01-22	3,113.88	2,985.00	(128.88)
3/10/2017	11000	Helix Energy Solutions 4.250% Due 05-01-22	11,417.57	10,924.55	(493.02)
3/10/2017	145000	Dish Network Corp 144A 3.375% Due 08-15-26	151,242.43	174,140.65	22,898.22
3/10/2017	20000	Macquarie Infrastructure 2.000% Due 10-01-23	20,149.28	19,571.52	(577.76)
3/13/2017	15000	Nuance Communications 1.000% Due 12-15-35	14,068.95	14,208.48	139.53
3/13/2017	75000	Cemex SAB DE SUB 3.720% Due 03-15-20	82,174.84	83,459.78	1,284.94
3/13/2017	40000	Ensco Jersey Finance LTD 144A 3.000% Due 01-31-24	42,207.82	38,089.28	(4,118.54)
3/13/2017	15000	Micron Technology Inc. 3.000% Due 11-15-43	12,562.32	15,712.50	3,150.18
3/13/2017	185000	Dish Network Corp 144A 3.375% Due 08-15-26	192,964.48	221,126.43	28,161.95
3/13/2017	60000	Ensco Jersey Finance LTD 144A 3.000% Due 01-31-24	63,311.72	56,989.80	(6,321.92)
3/13/2017	45000	PDC Energy Inc. 1.125% Due 09-15-21	46,223.93	46,511.96	288.03
3/13/2017	15000	Nuance Communications 1.000% Due 12-15-35	14,068.95	14,237.70	168.75
3/13/2017	35000	Macquarie Infrastructure 2.000% Due 10-01-23	35,261.25	34,275.50	(985.75)
3/13/2017	30000	Dish Network Corp 144A 3.375% Due 08-15-26	31,291.54	35,859.00	4,567.46
3/14/2017	25000	Ensco Jersey Finance LTD 144A 3.000% Due 01-31-24	26,379.88	23,017.25	(3,362.63)
3/14/2017	25000	Finisar Corporation 144A 0.500% Due 12-15-36	25,268.54	24,100.98	(1,167.56)
3/14/2017	115000	Nuance Communications 1.000% Due 12-15-35	107,861.93	107,842.98	(18.95)
3/14/2017	185000	PDC Energy Inc. 1.125% Due 09-15-21	190,031.71	187,165.61	(2,866.10)
3/14/2017	55000	Nuance Communications 1.000% Due 12-15-35	51,586.14	51,535.00	(51.14)
3/14/2017	50000	Nuance Communications 1.000% Due 12-15-35	46,896.49	46,906.25	9.76
3/14/2017	105000	Chesapeake Energy Corp 144A 5.500% Due 09-15-26	106,969.87	99,714.83	(7,255.04)
3/14/2017	35000	Ensco Jersey Finance LTD 144A 3.000% Due 01-31-24	36,931.84	32,302.76	(4,629.08)
3/14/2017	90000	Helix Energy Solutions 4.250% Due 05-01-22	93,416.52	87,412.50	(6,004.02)
3/14/2017	20000	Emerald Oil Inc. 144A 2.000% Due 04-01-19	20,108.57	19,627.36	(481.21)
3/14/2017	95000	Nuance Communications 1.000% Due 12-15-35	89,103.33	89,126.15	22.82

3/15/2017	45000	Ensco Jersey Finance LTD 144A 3.000% Due 01-31-24	47,483.79	42,130.35	(5,353.44)
3/15/2017	145000	Nuance Communications 1.000% Due 12-15-35	135,999.83	135,995.07	(4.76)
3/15/2017	35000	Ensco Jersey Finance LTD 144A 3.000% Due 01-31-24	36,931.84	32,499.95	(4,431.89)
3/15/2017	20000	Emerald Oil Inc. 144A 2.000% Due 04-01-19	20,108.57	19,687.50	(421.07)
3/15/2017	35000	Ensco Jersey Finance LTD 144A 3.000% Due 01-31-24	36,931.84	32,598.13	(4,333.71)
3/16/2017	100000	Ensco Jersey Finance LTD 144A 3.000% Due 01-31-24	105,519.54	94,290.00	(11,229.54)
3/16/2017	175000	Rovi Corp. 0.500% Due 03-01-20	166,233.54	168,437.50	2,203.96
3/17/2017	35000	Emerald Oil Inc. 144A 2.000% Due 04-01-19	35,190.00	34,988.84	(201.16)
3/20/2017	15000	Emerald Oil Inc. 144A 2.000% Due 04-01-19	15,081.43	14,979.24	(102.19)
3/20/2017	50000	Chesapeake Energy Corp 144A 5.500% Due 09-15-26	50,938.03	48,039.60	(2,898.43)
3/20/2017	45000	PDC Energy Inc. 1.125% Due 09-15-21	46,223.93	46,405.58	181.65
3/21/2017	55000	Chesapeake Energy Corp 144A 5.500% Due 09-15-26	56,031.84	52,309.02	(3,722.82)
3/21/2017	65000	Microchip Technology Inc. 144A 1.625% Due 02-15-27	65,446.36	64,913.42	(532.94)
3/21/2017	50000	PDC Energy Inc. 1.125% Due 09-15-21	51,359.92	51,103.90	(256.02)
3/21/2017	204000	Horizon Pharma INV LTD 2.500% Due 03-15-22	197,298.87	183,304.20	(13,994.67)
3/21/2017	200	Teva Pharmaceutical CV PFD	131,284.60	116,804.26	(14,480.34)
3/21/2017	40000	Micron Technology Inc. 3.000% Due 11-15-43	33,499.52	41,963.04	8,463.52
3/21/2017	40000	Micron Technology Inc. 3.000% Due 11-15-43	33,499.52	41,728.40	8,228.88
3/22/2017	40000	Chesapeake Energy Corp 144A 5.500% Due 09-15-26	40,750.43	37,607.24	(3,143.19)
3/22/2017	15000	CSG Systems Int'l Inc. 144A 4.250% Due 03-15-36	15,650.92	15,356.25	(294.67)
3/22/2017	100	Teva Pharmaceutical CV PFD	65,642.30	58,214.74	(7,427.56)
3/22/2017	95000	Micron Technology Inc. 3.000% Due 11-15-43	79,561.36	99,771.57	20,210.21
3/22/2017	95000	Microchip Technology Inc. 144A 1.625% Due 02-15-27	95,652.37	95,550.43	(101.94)
3/23/2017	40000	Helix Energy Solutions 4.250% Due 05-01-22	41,518.45	38,300.00	(3,218.45)
3/23/2017	60000	CSG Systems Int'l Inc. 144A 4.250% Due 03-15-36	62,603.70	61,632.00	(971.70)
3/23/2017	65000	Proofpoint Inc. 0.075% Due 06-15-20	62,419.06	74,377.62	11,958.56
3/23/2017	30000	Helix Energy Solutions 4.250% Due 05-01-22	31,138.84	28,680.00	(2,458.84)
3/23/2017	200	Teva Pharmaceutical CV PFD	131,284.60	117,400.65	(13,883.95)
3/24/2017	63000	Chesapeake Energy Corp 144A 5.500% Due 09-15-26	64,181.92	59,996.79	(4,185.13)
3/24/2017	5000	Finisar Corporation	5,766.88	5,685.00	(81.88)

	0.500% Due 12-15-33			
3/24/2017	45000 PDC Energy Inc. 1.125% Due 09-15-21	46,223.93	45,497.66	(726.27)
3/27/2017	85000 Green Plains Inc. 144A 4.125% Due 09-01-22	88,306.84	89,882.40	1,575.56
3/27/2017	20000 Helix Energy Solutions 4.250% Due 05-01-22	20,759.23	19,050.00	(1,709.23)
3/27/2017	45000 Helix Energy Solutions 4.250% Due 05-01-22	46,708.26	42,806.25	(3,902.01)
3/27/2017	55000 Rovi Corp. 0.500% Due 03-01-20	52,244.83	53,006.25	761.42
3/27/2017	95000 PDC Energy Inc. 1.125% Due 09-15-21	97,583.85	95,125.59	(2,458.26)
3/28/2017	45000 Helix Energy Solutions 4.250% Due 05-01-22	46,708.26	42,918.75	(3,789.51)
3/28/2017	15000 Ezc corp Inc. 2.125% Due 06-15-19	13,771.87	13,875.00	103.13
3/28/2017	55000 Rovi Corp. 0.500% Due 03-01-20	52,244.83	53,143.75	898.92
3/28/2017	50000 Envestnet Inc. 1.750% Due 12-15-19	49,255.73	46,283.50	(2,972.23)
3/28/2017	5000 Emerald Oil Inc. 144A 2.000% Due 04-01-19	5,027.14	4,852.50	(174.64)
3/28/2017	15000 Ezc corp Inc. 2.125% Due 06-15-19	13,771.87	13,875.00	103.13
3/29/2017	25000 Emerald Oil Inc. 144A 2.000% Due 04-01-19	25,135.71	24,231.18	(904.53)
3/29/2017	40000 Rovi Corp. 0.500% Due 03-01-20	37,996.24	38,850.04	853.80
3/30/2017	10000 Ezc corp Inc. 2.125% Due 06-15-19	9,181.24	9,261.25	80.01
3/30/2017	95000 Rovi Corp. 0.500% Due 03-01-20	90,241.07	92,031.25	1,790.18
3/30/2017	60000 Clovis Oncology Inc. 2.500% Due 09-15-21	58,490.96	76,959.48	18,468.52
3/30/2017	45000 Envestnet Inc. 1.750% Due 12-15-19	44,330.16	41,660.51	(2,669.65)
3/30/2017	85000 Cypress Semiconductor Co. 144A 4.500% Due 01-15-22	91,200.13	104,785.45	13,585.32
3/30/2017	5000 J2 Global Communications 3.250% Due 06-15-29	5,318.29	6,803.60	1,485.31
3/30/2017	15000 Emerald Oil Inc. 144A 2.000% Due 04-01-19	15,081.43	14,370.12	(711.31)
3/30/2017	10000 Pacira Pharmaceuticals 144A 2.375% Due 04-01-22	10,168.97	10,391.65	222.68
3/30/2017	10000 Rovi Corp. 0.500% Due 03-01-20	9,499.06	9,708.65	209.59
3/30/2017	20000 Ezc corp Inc. 2.125% Due 06-15-19	18,362.49	18,550.00	187.51
3/31/2017	65000 Nuvasive Inc. 2.250% Due 03-15-21	68,501.20	88,863.71	20,362.51
3/31/2017	10000 Ezc corp Inc. 2.125% Due 06-15-19	9,181.24	9,279.46	98.22
3/31/2017	60000 Envestnet Inc. 1.750% Due 12-15-19	59,106.88	55,771.50	(3,335.38)
3/31/2017	30000 Microchip Technology Inc. 144A	30,206.01	30,263.94	57.93

		1.625% Due 02-15-27			
3/31/2017	35000	CSG Systems Int'l Inc. 144A	36,518.82	36,354.78	(164.04)
		4.250% Due 03-15-36			
3/31/2017	55000	Emerald Oil Inc. 144A	55,298.57	52,774.43	(2,524.14)
		2.000% Due 04-01-19			
3/31/2017	50000	Proofpoint Inc.	48,014.66	56,976.35	8,961.69
		0.075% Due 06-15-20			
3/31/2017	65000	Finisar Corporation 144A	65,698.19	63,375.00	(2,323.19)
		0.500% Due 12-15-36			
4/3/2017	135000	Acorda Therapeutics Inc.	124,533.64	108,932.99	(15,600.65)
		1.750% Due 06-15-21			
4/3/2017	20000	Micron Technology Inc.	16,749.76	22,181.00	5,431.24
		3.000% Due 11-15-43			
4/3/2017	45000	Microchip Technology Inc. 144A	45,309.02	45,242.42	(66.60)
		1.625% Due 02-15-27			
4/3/2017	45000	Finisar Corporation 144A	45,483.36	43,774.20	(1,709.16)
		0.500% Due 12-15-36			
4/4/2017	40000	Finisar Corporation 144A	40,429.66	38,551.88	(1,877.78)
		0.500% Due 12-15-36			
4/4/2017	50000	Acorda Therapeutics Inc.	46,123.57	40,157.50	(5,966.07)
		1.750% Due 06-15-21			
4/4/2017	50000	Microchip Technology Inc. 144A	50,343.35	50,677.65	334.30
		1.625% Due 02-15-27			
4/4/2017	25000	Ezcorp Inc.	22,953.11	23,177.25	224.14
		2.125% Due 06-15-19			
4/4/2017	60000	Micron Technology Inc.	50,249.28	66,379.56	16,130.28
		3.000% Due 11-15-43			
4/5/2017	90000	Finisar Corporation	103,803.81	97,423.83	(6,379.98)
		0.500% Due 12-15-33			
4/5/2017	45000	Micron Technology Inc.	37,686.96	49,457.57	11,770.61
		3.000% Due 11-15-43			
4/5/2017	90000	Finisar Corporation	103,803.81	97,200.00	(6,603.81)
		0.500% Due 12-15-33			
4/5/2017	30000	Finisar Corporation 144A	30,322.24	28,707.66	(1,614.58)
		0.500% Due 12-15-36			
4/5/2017	45000	Microchip Technology Inc. 144A	45,309.02	45,317.93	8.91
		1.625% Due 02-15-27			
4/5/2017	70000	Finisar Corporation 144A	70,751.90	66,109.82	(4,642.08)
		0.500% Due 12-15-36			
4/5/2017	30000	Acorda Therapeutics Inc.	27,674.14	24,225.00	(3,449.14)
		1.750% Due 06-15-21			
4/6/2017	95000	Clovis Oncology Inc.	92,610.69	115,481.91	22,871.22
		2.500% Due 09-15-21			
4/6/2017	50000	Micron Technology Inc.	41,874.40	55,264.55	13,390.15
		3.000% Due 11-15-43			
4/6/2017	45000	Biomarin Pharmaceutical	52,032.32	50,468.67	(1,563.65)
		0.750% Due 10-15-18			
4/6/2017	55000	Microchip Technology Inc. 144A	55,377.69	55,560.67	182.98
		1.625% Due 02-15-27			
4/6/2017	95000	Ironwood Pharmaceuticals	95,349.07	115,068.75	19,719.68
		2.250% Due 06-15-22			
4/6/2017	671	Sanchez Energy Corp CV PFD	-	6,346.72	6,346.72
4/7/2017	30000	Clovis Oncology Inc.	29,245.48	35,778.90	6,533.42
		2.500% Due 09-15-21			
4/7/2017	40000	Liberty Interactive LLC 144A	41,556.08	45,780.12	4,224.04
		1.750% Due 09-30-46			

4/7/2017	50000 Finisar Corporation 0.500% Due 12-15-33	57,668.78	53,927.60	(3,741.18)
4/7/2017	50000 Finisar Corporation 144A 0.500% Due 12-15-36	50,537.07	47,250.40	(3,286.67)
4/7/2017	40000 Microchip Technology Inc. 144A 1.625% Due 02-15-27	40,274.68	40,498.92	224.24
4/7/2017	25000 Portfolio Recovery Associates 3.000% Due 08-01-20	24,757.80	22,343.75	(2,414.05)
4/7/2017	10000 CSG Systems Int'l Inc. 144A 4.250% Due 03-15-36	10,433.95	10,289.00	(144.95)
4/7/2017	60000 CSG Systems Int'l Inc. 144A 4.250% Due 03-15-36	62,603.70	61,875.00	(728.70)
4/7/2017	30000 Dish Network Corp 144A 3.375% Due 08-15-26	31,291.54	35,875.32	4,583.78
4/7/2017	50000 Biomarin Pharmaceutical 0.750% Due 10-15-18	57,813.69	56,330.00	(1,483.69)
4/7/2017	35000 Acorda Therapeutics Inc. 1.750% Due 06-15-21	32,286.50	27,411.58	(4,874.92)
4/7/2017	20000 Acorda Therapeutics Inc. 1.750% Due 06-15-21	18,449.43	15,750.00	(2,699.43)
4/7/2017	45000 Cardtronics Inc 1.000% Due 12-01-20	45,294.97	47,642.81	2,347.84
4/10/2017	45000 Microchip Technology Inc. 144A 1.625% Due 02-15-27	45,309.02	45,407.25	98.23
4/10/2017	40000 Finisar Corporation 144A 0.500% Due 12-15-36	40,429.66	37,811.36	(2,618.30)
4/10/2017	95000 Proofpoint Inc. 0.075% Due 06-15-20	91,227.86	106,277.36	15,049.50
4/10/2017	35000 Micron Technology Inc. 3.000% Due 11-15-43	29,312.08	37,887.64	8,575.56
4/10/2017	30000 Finisar Corporation 0.500% Due 12-15-33	34,601.27	32,356.77	(2,244.50)
4/11/2017	40000 Ironwood Pharmaceuticals 2.250% Due 06-15-22	40,146.98	47,629.56	7,482.58
4/11/2017	60000 Clovis Oncology Inc. 2.500% Due 09-15-21	58,490.96	70,611.30	12,120.34
4/11/2017	185000 On Semiconductor Corp 1.000% Due 12-01-20	190,681.06	195,239.94	4,558.88
4/11/2017	92000 Proofpoint Inc. 0.075% Due 06-15-20	88,346.98	103,291.44	14,944.46
4/11/2017	105000 Finisar Corporation 144A 0.500% Due 12-15-36	106,127.85	98,328.62	(7,799.23)
4/11/2017	50000 Micron Technology Inc. 3.000% Due 11-15-43	41,874.40	53,462.60	11,588.20
4/11/2017	45000 Microchip Technology Inc. 144A 1.625% Due 02-15-27	45,309.02	44,911.31	(397.71)
4/11/2017	50000 Micron Technology Inc. 3.000% Due 11-15-43	41,874.40	53,065.45	11,191.05
4/11/2017	5000 Spectranetics Corp. 2.625% Due 06-01-34	4,556.02	5,595.24	1,039.22
4/12/2017	50000 Clovis Oncology Inc. 2.500% Due 09-15-21	48,742.47	58,876.55	10,134.08
4/12/2017	55000 J2 Global Communications 3.250% Due 06-15-29	58,501.15	72,858.61	14,357.46
4/12/2017	50000 InterDigital Inc. 1.500% Due 03-01-20	52,468.43	64,310.65	11,842.22

4/12/2017	15000 Spectranetics Corp. 2.625% Due 06-01-34	13,668.07	16,819.73	3,151.66
4/12/2017	55000 Micron Technology Inc. 3.000% Due 11-15-43	46,061.84	58,115.59	12,053.75
4/12/2017	60000 Microchip Technology Inc. 144A 1.625% Due 02-15-27	60,412.02	59,627.40	(784.62)
4/12/2017	60000 Ironwood Pharmaceuticals 2.250% Due 06-15-22	60,220.47	70,629.84	10,409.37
4/12/2017	155000 Priceline.com Inc. 0.350% Due 06-15-20	167,118.07	218,312.23	51,194.16
4/12/2017	55000 Nuvasive Inc. 2.250% Due 03-15-21	57,962.55	72,934.95	14,972.40
4/12/2017	800 Belden Inc CV PFD	80,913.62	74,584.06	(6,329.56)
4/12/2017	50000 General Cable Corporation 4.500% Due 11-15-29	37,993.22	37,795.70	(197.52)
4/13/2017	95000 Cardtronics Inc 1.000% Due 12-01-20	95,622.71	98,711.46	3,088.75
4/13/2017	20000 Portfolio Recovery Associates 3.000% Due 08-01-20	19,806.24	17,862.50	(1,943.74)
4/13/2017	5000 Liberty Interactive LLC 144A 1.750% Due 09-30-46	5,194.51	5,718.75	524.24
4/18/2017	5000 Finisar Corporation 144A 0.500% Due 12-15-36	5,053.71	4,681.26	(372.45)
4/19/2017	265000 Finisar Corporation 0.500% Due 12-15-33	305,644.55	274,008.94	(31,635.61)
4/19/2017	45000 PDC Energy Inc. 1.125% Due 09-15-21	46,223.93	44,723.03	(1,500.90)
4/19/2017	10000 Scorpio Tankers Inc 144A 2.375% Due 07-01-19	9,039.27	8,975.00	(64.27)
4/19/2017	30000 Cemex SAB DE SUB 3.720% Due 03-15-20	32,869.93	33,367.38	497.45
4/19/2017	40000 CTrip.com International LTD. 1.000% Due 07-01-20	41,231.62	43,156.56	1,924.94
4/20/2017	85000 Nevro Corp 1.750% Due 06-01-21	92,925.85	99,215.40	6,289.55
4/20/2017	21000 PDC Energy Inc. 1.125% Due 09-15-21	21,571.17	20,664.97	(906.20)
4/20/2017	30000 PDC Energy Inc. 1.125% Due 09-15-21	30,815.95	29,694.00	(1,121.95)
4/20/2017	30000 Dish Network Corp 144A 3.375% Due 08-15-26	31,291.54	35,100.69	3,809.15
4/20/2017	900 Sanchez Energy Corp CV PFD	40,800.81	29,812.50	(10,988.31)
4/20/2017	95000 Proofpoint Inc. 0.075% Due 06-15-20	91,227.86	105,826.30	14,598.44
4/20/2017	800 Sanchez Energy Corp CV PFD	36,267.38	26,500.00	(9,767.38)
4/20/2017	100000 General Cable Corporation 4.500% Due 11-15-29	75,986.43	76,010.70	24.27
4/20/2017	10000 Emerald Oil Inc. 144A 2.000% Due 04-01-19	10,054.29	9,637.50	(416.79)
4/20/2017	55000 Portfolio Recovery Associates 3.000% Due 08-01-20	54,467.17	49,610.00	(4,857.17)
4/20/2017	25000 Encore Capital Group Inc. 3.000% Due 07-01-20	25,355.40	24,138.28	(1,217.12)
4/20/2017	32000 Integrated Device Tech 0.875% Due 11-15-22	33,728.11	32,215.55	(1,512.56)
4/20/2017	27000 Integrated Device Tech	28,458.09	27,341.01	(1,117.08)

	0.875% Due 11-15-22			
4/20/2017	3 Allergan PLC 5.5% CV PFD	2,500.62	2,538.76	38.14
4/21/2017	1000 Belden Inc CV PFD	101,142.03	95,291.23	(5,850.80)
4/21/2017	25000 Green Plains Inc. 144A	25,972.60	26,635.80	663.20
	4.125% Due 09-01-22			
4/21/2017	18000 Weatherford Bermuda	19,152.23	21,029.98	1,877.75
	5.875% Due 07-01-21			
4/21/2017	1000 WPX Energy Inc. CV PFD	54,643.55	54,843.91	200.36
4/24/2017	59000 Helix Energy Solutions	61,239.72	55,460.00	(5,779.72)
	4.250% Due 05-01-22			
4/24/2017	5000 Portfolio Recovery Associates	4,951.56	4,525.00	(426.56)
	3.000% Due 08-01-20			
4/25/2017	30000 Aegean Marine Petroleum 144A	30,050.81	31,128.06	1,077.25
	4.250% Due 12-15-21			
4/25/2017	40000 Weatherford Bermuda	42,560.52	47,002.04	4,441.52
	5.875% Due 07-01-21			
4/25/2017	90000 Cardtronics Inc	90,589.94	93,900.42	3,310.48
	1.000% Due 12-01-20			
4/26/2017	15000 Portfolio Recovery Associates	14,854.68	13,612.50	(1,242.18)
	3.000% Due 08-01-20			
4/27/2017	45000 Knowles Corp 144A	45,598.85	54,316.31	8,717.46
	3.250% Due 11-01-21			
4/27/2017	60000 Cardtronics Inc	60,393.29	63,085.86	2,692.57
	1.000% Due 12-01-20			
4/27/2017	60000 Ensco Jersey Finance LTD 144A	63,311.72	55,342.80	(7,968.92)
	3.000% Due 01-31-24			
4/27/2017	30000 Teradyne Inc. 144A	31,259.19	38,475.00	7,215.81
	1.250% Due 12-15-23			
4/27/2017	95000 Weatherford Bermuda	101,081.22	110,138.54	9,057.32
	5.875% Due 07-01-21			
4/27/2017	95000 Acorda Therapeutics Inc.	87,634.79	73,997.40	(13,637.39)
	1.750% Due 06-15-21			
4/28/2017	35000 Inphi Corp 144A	35,522.86	35,947.10	424.24
	0.750% Due 09-01-21			
5/1/2017	85000 Starwood Property Trust	85,204.91	92,557.44	7,352.53
	4.550% Due 03-01-18			
5/1/2017	35000 Ensco Jersey Finance LTD 144A	36,931.84	31,953.99	(4,977.85)
	3.000% Due 01-31-24			
5/1/2017	15000 Ensco Jersey Finance LTD 144A	15,827.93	13,687.50	(2,140.43)
	3.000% Due 01-31-24			
5/1/2017	45000 Blackstone Mortgage Trust	46,365.48	51,271.88	4,906.40
	5.250% Due 12-01-18			
5/2/2017	135000 Integrated Device Tech	142,290.45	136,024.25	(6,266.20)
	0.875% Due 11-15-22			
5/2/2017	60000 Cypress Semiconductor Co. 144A	64,376.56	72,060.24	7,683.68
	4.500% Due 01-15-22			
5/2/2017	48000 CSG Systems Int'l Inc. 144A	50,082.96	50,070.00	(12.96)
	4.250% Due 03-15-36			
5/2/2017	100000 Ensco Jersey Finance LTD 144A	105,519.54	89,449.90	(16,069.64)
	3.000% Due 01-31-24			
5/2/2017	5000 Portfolio Recovery Associates	4,951.56	4,575.00	(376.56)
	3.000% Due 08-01-20			
5/2/2017	85000 Microchip Technology Inc. 144A	85,583.70	87,119.22	1,535.52
	1.625% Due 02-15-27			
5/2/2017	50000 Ensco Jersey Finance LTD 144A	52,759.77	45,442.95	(7,316.82)
	3.000% Due 01-31-24			

5/2/2017	95000 Inphi Corp 144A 0.750% Due 09-01-21	96,419.20	96,710.00	290.80
5/3/2017	48000 Inphi Corp 144A 0.750% Due 09-01-21	48,717.07	45,623.52	(3,093.55)
5/3/2017	50000 Weatherford Bermuda 5.875% Due 07-01-21	53,200.64	56,993.45	3,792.81
5/3/2017	406 Mandatory Exch Trust CV PFD	48,638.93	56,153.86	7,514.93
5/3/2017	35000 General Cable Corporation 4.500% Due 11-15-29	26,595.25	27,127.17	531.92
5/3/2017	1000 WPX Energy Inc. CV PFD	54,643.55	53,664.44	(979.11)
5/3/2017	197 Bunge Limited 4.875% CV PFD	18,573.97	19,783.85	1,209.88
5/3/2017	395 Bunge Limited 4.875% CV PFD	37,242.22	39,668.99	2,426.77
5/3/2017	592 Bunge Limited 4.875% CV PFD	55,816.19	59,257.91	3,441.72
5/3/2017	57000 Inphi Corp 144A 0.750% Due 09-01-21	57,851.52	54,141.56	(3,709.96)
5/3/2017	55000 InterDigital Inc. 1.500% Due 03-01-20	57,715.27	70,623.74	12,908.47
5/3/2017	70000 Microchip Technology Inc. 144A 1.625% Due 02-15-27	70,480.69	71,396.22	915.53
5/3/2017	35000 Veeco Instruments Inc. 2.700% Due 01-15-23	35,148.55	38,603.25	3,454.70
5/3/2017	200000 Flexion Therapeutics Inc 144A 3.375% Due 05-01-24	200,000.00	206,287.20	6,287.20
5/3/2017	50000 Ensco Jersey Finance LTD 144A 3.000% Due 01-31-24	52,759.77	44,794.35	(7,965.42)
5/3/2017	96000 Inphi Corp 144A 0.750% Due 09-01-21	97,434.14	92,302.66	(5,131.48)
5/3/2017	35000 Priceline Group Inc. 0.900% Due 09-15-21	37,964.43	40,150.74	2,186.31
5/3/2017	95000 Tesla Motors Inc. 2.375% Due 03-15-22	97,162.44	106,268.90	9,106.46
5/3/2017	105000 Blackstone Mortgage Trust 5.250% Due 12-01-18	108,186.12	117,221.06	9,034.94
5/4/2017	115000 Inphi Corp 144A 0.750% Due 09-01-21	116,717.98	110,508.22	(6,209.76)
5/4/2017	145000 Emerald Oil Inc. 144A 2.000% Due 04-01-19	145,787.14	137,866.00	(7,921.14)
5/4/2017	45000 Priceline Group Inc. 0.900% Due 09-15-21	48,811.42	51,817.50	3,006.08
5/4/2017	45000 Electronics for Imaging 0.750% Due 09-01-19	46,756.12	48,031.20	1,275.08
5/4/2017	40000 Veeco Instruments Inc. 2.700% Due 01-15-23	40,169.77	44,070.36	3,900.59
5/4/2017	95000 Weatherford Bermuda 5.875% Due 07-01-21	101,081.22	105,418.75	4,337.53
5/4/2017	3122 WPX Energy Inc. CV PFD	170,597.15	159,633.12	(10,964.03)
5/4/2017	115000 Blackstone Mortgage Trust 5.250% Due 12-01-18	118,489.56	128,142.78	9,653.22
5/4/2017	45000 Micron Technology Inc. 3.000% Due 11-15-43	37,686.96	48,832.74	11,145.78
5/4/2017	5000 Silver Standard Resource 2.875% Due 02-01-33	5,199.27	4,757.15	(442.12)
5/5/2017	55000 J2 Global Communications 3.250% Due 06-15-29	58,501.15	78,230.96	19,729.81
5/8/2017	50000 Priceline Group Inc. 0.900% Due 09-15-21	54,234.91	57,562.50	3,327.59

5/8/2017	95000	Nevro Corp 1.750% Due 06-01-21	103,858.30	110,575.44	6,717.14
5/10/2017	121000	Rovi Corp. 0.500% Due 03-01-20	114,938.62	115,176.88	238.26
5/10/2017	40000	Healtsouth Corp. 2.000% Due 12-01-43	41,155.25	53,067.60	11,912.35
5/10/2017	50000	Nevro Corp 1.750% Due 06-01-21	54,662.26	54,971.40	309.14
5/11/2017	50000	Healtsouth Corp. 2.000% Due 12-01-43	51,444.06	66,280.60	14,836.54
5/12/2017	80000	Healtsouth Corp. 2.000% Due 12-01-43	82,310.50	106,114.88	23,804.38
5/15/2017	60000	Nevro Corp 1.750% Due 06-01-21	65,594.72	64,493.40	(1,101.32)
5/15/2017	100000	Inphi Corp 144A 0.750% Due 09-01-21	101,493.89	99,585.60	(1,908.29)
5/15/2017	45000	World Wrestling Entertainment 144A 3.375% Due 12-15-23	47,734.74	46,964.61	(770.13)
5/15/2017	80000	Healtsouth Corp. 2.000% Due 12-01-43	82,310.50	105,638.48	23,327.98
5/16/2017	84000	World Wrestling Entertainment 144A 3.375% Due 12-15-23	89,104.85	87,190.24	(1,914.61)
5/16/2017	250000	Amtrust Financial Services 2.750% Due 12-15-44	224,108.88	152,500.00	(71,608.88)
5/16/2017	50000	Healtsouth Corp. 2.000% Due 12-01-43	51,444.06	64,992.75	13,548.69
5/17/2017	125000	Inphi Corp 144A 0.750% Due 09-01-21	126,867.36	122,563.50	(4,303.86)
5/17/2017	55000	Finisar Corporation 0.500% Due 12-15-33	63,435.66	58,698.26	(4,737.40)
5/17/2017	131000	World Wrestling Entertainment 144A 3.375% Due 12-15-23	138,961.13	135,037.94	(3,923.19)
5/18/2017	170000	Amtrust Financial Services 2.750% Due 12-15-44	152,394.04	107,525.00	(44,869.04)
5/18/2017	185000	Nuvasive Inc. 2.250% Due 03-15-21	194,964.94	241,186.72	46,221.78
5/18/2017	210000	Cypress Semiconductor Co. 144A 4.500% Due 01-15-22	225,317.97	248,430.00	23,112.03
5/18/2017	125000	InterDigital Inc. 1.500% Due 03-01-20	131,171.06	154,448.50	23,277.44
5/18/2017	185000	Tutor Perini Corp 144A 2.875% Due 06-15-21	193,415.68	207,369.28	13,953.60
5/18/2017	30000	Cardtronics Inc 1.000% Due 12-01-20	30,196.65	28,837.50	(1,359.15)
5/18/2017	65000	Cardtronics Inc 1.000% Due 12-01-20	65,426.07	62,487.69	(2,938.38)
5/18/2017	175000	Biomarin Pharmaceutical 0.750% Due 10-15-18	202,909.52	196,538.65	(6,370.87)
5/18/2017	160000	Weatherford Bermuda 5.875% Due 07-01-21	170,242.06	179,273.44	9,031.38
5/18/2017	40000	World Wrestling Entertainment 144A 3.375% Due 12-15-23	42,430.88	41,536.36	(894.52)
5/18/2017	195000	Vector Group LTD. 1.750% Due 04-15-20	218,214.43	220,090.26	1,875.83
5/19/2017	287000	Priceline Group Inc. 0.900% Due 09-15-21	311,308.36	324,310.00	13,001.64

5/19/2017	176000	Nuance Communications 1.500% Due 11-01-35	180,025.38	188,320.00	8,294.62
5/19/2017	60000	Cardtronics Inc 1.000% Due 12-01-20	60,393.29	57,900.00	(2,493.29)
5/19/2017	280000	Blackhawk Network Hold 144A 1.500% Due 01-15-22	287,719.87	311,399.20	23,679.33
5/19/2017	148000	Encore Capital Group Inc. 3.000% Due 07-01-20	150,103.96	154,660.00	4,556.04
5/19/2017	22000	World Wrestling Entertainment 144A 3.375% Due 12-15-23	23,336.98	22,905.83	(431.15)
5/22/2017	354000	Tesla Motors Inc. 1.250% Due 03-01-21	339,132.62	366,777.98	27,645.36
5/22/2017	175000	Teradyne Inc. 144A 1.250% Due 12-15-23	182,345.25	218,734.25	36,389.00
5/22/2017	267000	Electronics for Imaging 0.750% Due 09-01-19	277,419.63	288,895.07	11,475.44
5/22/2017	209000	Insulet Corporation 144A 1.250% Due 09-15-21	210,261.40	209,135.22	(1,126.18)
5/22/2017	140000	Veeco Instruments Inc. 2.700% Due 01-15-23	140,594.19	149,100.00	8,505.81
5/23/2017	65000	Golar LNG LTD 144A 2.750% Due 02-15-22	65,000.00	65,893.75	893.75
5/23/2017	64000	Liberty Media Corporation 1.375% Due 10-15-23	64,648.34	72,000.00	7,351.66
5/23/2017	225000	Liberty Media Corporation 144A 2.250% Due 09-30-46	237,046.82	241,762.50	4,715.68
5/23/2017	67000	Dycom Industries Inc. 0.750% Due 09-15-21	73,562.53	85,425.00	11,862.47
5/23/2017	235000	Wright Medical Group Inc. 2.000% Due 02-15-20	248,310.30	260,942.83	12,632.53
5/23/2017	115000	Knowles Corp 3.250% Due 11-01-21	116,530.40	137,640.63	21,110.23
5/23/2017	53000	Cardtronics Inc 1.000% Due 12-01-20	53,347.41	50,681.25	(2,666.16)
5/23/2017	282000	Micron Technology Inc. 3.000% Due 11-15-43	236,171.63	306,158.94	69,987.31
5/23/2017	85000	Hercules Capital Inc. 144A 4.375% Due 02-01-22	85,000.00	86,593.75	1,593.75
5/23/2017	179000	OSI Systems Inc. 144A 1.250% Due 09-01-22	179,563.22	178,105.00	(1,458.22)
5/23/2017	135000	Greenbrier Cos. 144A 2.875% Due 02-01-24	140,430.91	142,931.25	2,500.34
5/24/2017	30000	Aegean Marine Petroleum 144A 4.250% Due 12-15-21	30,050.81	23,903.94	(6,146.87)
5/24/2017	20000	Aegean Marine Petroleum 144A 4.250% Due 12-15-21	20,033.87	16,337.94	(3,695.93)
5/24/2017	215000	Live Nation Entertainment 2.500% Due 05-15-19	233,235.72	242,950.00	9,714.28
5/24/2017	30000	InterDigital Inc. 1.500% Due 03-01-20	31,481.06	37,603.80	6,122.74
5/24/2017	220000	Cemex SAB DE SUB 3.720% Due 03-15-20	241,046.19	245,833.28	4,787.09
5/24/2017	125000	Scorpio Tankers Inc 144A 2.375% Due 07-01-19	112,990.91	111,875.00	(1,115.91)
5/24/2017	30000	Teradyne Inc. 144A 1.250% Due 12-15-23	31,259.19	37,807.50	6,548.31

5/24/2017	105000	Silver Standard Resource 2.875% Due 02-01-33	109,184.71	101,274.39	(7,910.32)
5/25/2017	40000	Aegean Marine Petroleum 144A 4.250% Due 12-15-21	40,067.74	30,821.16	(9,246.58)
5/25/2017	70000	Cypress Semiconductor Co. 144A 4.500% Due 01-15-22	75,105.99	86,113.44	11,007.45
5/25/2017	40000	Encore Capital Group Inc. 3.000% Due 07-01-20	40,568.64	41,870.64	1,302.00
5/25/2017	35000	OSI Systems Inc. 144A 1.250% Due 09-01-22	35,110.13	35,318.78	208.65
5/25/2017	30000	Knowles Corp 3.250% Due 11-01-21	30,399.23	35,799.51	5,400.28
5/25/2017	5000	Live Nation Entertainment 2.500% Due 05-15-19	5,424.09	5,678.50	254.41
5/25/2017	95000	Acorda Therapeutics Inc. 1.750% Due 06-15-21	87,634.79	74,176.38	(13,458.41)
5/25/2017	80000	Ensco Jersey Finance LTD 144A 3.000% Due 01-31-24	84,415.63	69,988.32	(14,427.31)
5/25/2017	95000	51Job Inc. 3.250% Due 04-15-19	102,297.58	109,012.50	6,714.92
5/25/2017	60000	Insulet Corporation 144A 1.250% Due 09-15-21	60,362.12	60,128.82	(233.30)
5/25/2017	300000	Square Inc. 144A 0.375% Due 03-01-22	308,316.44	353,779.80	45,463.36
5/25/2017	1600	Stericycle Inc. 5.25% CV PFD	119,770.12	114,083.60	(5,686.52)
5/25/2017	35000	Portfolio Recovery Associates 3.000% Due 08-01-20	34,660.92	33,023.24	(1,637.68)
5/25/2017	65000	Electronics for Imaging 0.750% Due 09-01-19	67,536.61	69,975.49	2,438.88
5/26/2017	10000	Portfolio Recovery Associates 3.000% Due 08-01-20	9,903.12	9,500.00	(403.12)
5/26/2017	15000	Scorpio Tankers Inc 144A 2.375% Due 07-01-19	13,558.91	13,312.50	(246.41)
5/26/2017	190000	Theravance Inc. 2.125% Due 01-15-23	175,239.39	171,962.73	(3,276.66)
5/26/2017	10000	Acorda Therapeutics Inc. 1.750% Due 06-15-21	9,224.71	7,762.47	(1,462.24)
5/30/2017	2000	Sanchez Energy Corp CV PFD	90,668.46	55,748.79	(34,919.67)
5/30/2017	70000	Envestnet Inc. 1.750% Due 12-15-19	68,958.02	67,217.43	(1,740.59)
5/30/2017	30000	Encore Capital Group Inc. 3.000% Due 07-01-20	30,426.48	30,900.00	473.52
5/30/2017	50000	Portfolio Recovery Associates 3.000% Due 08-01-20	49,515.61	47,500.00	(2,015.61)
5/30/2017	40000	Knowles Corp 3.250% Due 11-01-21	40,532.31	47,064.20	6,531.89
5/30/2017	135000	Neurocrine Biosciences 144A 2.250% Due 05-15-24	135,000.00	131,241.06	(3,758.94)
5/31/2017	145000	Vipshop Holding LTD 1.500% Due 03-15-19	150,152.98	145,012.47	(5,140.51)
5/31/2017	300000	CTrip.com International LTD. 1.000% Due 07-01-20	309,237.18	346,386.00	37,148.82
5/31/2017	20000	Tutor Perini Corp 144A 2.875% Due 06-15-21	20,909.80	22,511.96	1,602.16
5/31/2017	135000	Acorda Therapeutics Inc. 1.750% Due 06-15-21	124,533.64	105,030.00	(19,503.64)

5/31/2017	11000	Electronics for Imaging 0.750% Due 09-01-19	11,429.27	11,874.50	445.23
5/31/2017	40000	Theravance Inc. 2.125% Due 01-15-23	36,892.50	36,185.48	(707.02)
5/31/2017	140000	Healthsouth Corp. 2.000% Due 12-01-43	144,043.37	176,600.48	32,557.11
5/31/2017	55000	Neurocrine Biosciences 144A 2.250% Due 05-15-24	55,000.00	52,988.21	(2,011.79)
5/31/2017	40000	Nevro Corp 1.750% Due 06-01-21	43,715.74	41,190.60	(2,525.14)
5/31/2017	27000	Encore Capital Group Inc. 3.000% Due 07-01-20	27,383.83	27,322.11	(61.72)
5/31/2017	10000	Hercules Capital Inc. 144A 4.375% Due 02-01-22	10,000.00	10,125.00	125.00
6/1/2017	1300	Sanchez Energy Corp CV PFD	58,934.50	36,853.29	(22,081.21)
6/1/2017	30000	Colony Financial Inc. 5.000% Due 04-15-23	31,277.90	31,575.00	297.10
6/1/2017	40000	Tutor Perini Corp 144A 2.875% Due 06-15-21	41,819.61	45,382.40	3,562.79
6/1/2017	55000	Healthsouth Corp. 2.000% Due 12-01-43	56,588.47	70,260.14	13,671.67
6/2/2017	20000	Tutor Perini Corp 144A 2.875% Due 06-15-21	20,909.80	22,806.92	1,897.12
6/2/2017	30000	Healthsouth Corp. 2.000% Due 12-01-43	30,866.44	38,693.91	7,827.47
6/5/2017	75000	Seacor Holdings Inc. 3.000% Due 11-15-28	58,728.13	64,371.15	5,643.02
6/5/2017	75000	Seacor Holdings Inc. 3.000% Due 11-15-28	58,728.13	64,312.50	5,584.37
6/5/2017	40000	Healthsouth Corp. 2.000% Due 12-01-43	41,155.25	50,971.84	9,816.59
6/5/2017	30000	Silver Standard Resource 2.875% Due 02-01-33	31,195.63	28,963.80	(2,231.83)
6/6/2017	24000	Healthsouth Corp. 2.000% Due 12-01-43	24,693.15	30,580.70	5,887.55
6/6/2017	25000	Seacor Holdings Inc. 3.000% Due 11-15-28	19,576.04	21,437.50	1,861.46
6/8/2017	20000	Hercules Capital Inc. 144A 4.375% Due 02-01-22	20,000.00	20,400.00	400.00
6/8/2017	30000	Portfolio Recovery Associates 3.000% Due 08-01-20	29,709.36	28,406.25	(1,303.11)
6/8/2017	20000	Seacor Holdings Inc. 3.000% Due 11-15-28	15,660.83	16,850.00	1,189.17
6/8/2017	85000	Weatherford Bermuda 5.875% Due 07-01-21	90,441.09	88,346.79	(2,094.30)
6/8/2017	15000	Scorpio Tankers Inc 144A 2.375% Due 07-01-19	13,558.91	13,266.06	(292.85)
6/8/2017	100	Stericycle Inc. 5.25% CV PFD	7,485.63	6,694.86	(790.77)
6/8/2017	4100	Rexnord Corp New PFD	228,732.08	220,267.29	(8,464.79)
6/8/2017	700	Stericycle Inc. 5.25% CV PFD	52,399.43	46,761.09	(5,638.34)
6/9/2017	105000	Tesla Motors Inc. 2.375% Due 03-15-22	107,390.06	130,142.57	22,752.51
6/14/2017	80000	Vipshop Holding LTD 1.500% Due 03-15-19	82,843.02	80,000.00	(2,843.02)
6/14/2017	70000	Vipshop Holding LTD 1.500% Due 03-15-19	72,487.65	70,000.00	(2,487.65)

6/14/2017	230000	Dish Network Corp 144A 3.375% Due 08-15-26	239,901.79	286,781.25	46,879.46
6/15/2017	385000	Citrix Systems Inc 144A 0.500% Due 04-15-19	429,446.99	461,009.40	31,562.41
6/15/2017	75000	Portfolio Recovery Associates 3.000% Due 08-01-20	74,273.41	70,665.00	(3,608.41)
6/15/2017	410000	Silicon Laboratories Inc. 144A 1.375% Due 03-01-22	421,784.85	432,129.34	10,344.49
6/15/2017	50000	Theravance Inc. 2.125% Due 01-15-23	46,115.63	44,201.60	(1,914.03)
6/15/2017	165000	CTrip.com International LTD. 1.000% Due 07-01-20	170,080.45	187,688.16	17,607.71
6/15/2017	128000	InterDigital Inc. 1.500% Due 03-01-20	134,319.17	158,072.45	23,753.28
6/15/2017	185000	Nice Systems Inc 144A 1.250% Due 01-15-24	190,961.14	205,396.25	14,435.11
6/15/2017	110000	Inphi Corp 144A 0.750% Due 09-01-21	111,643.28	106,997.00	(4,646.28)
6/15/2017	40000	Nuance Communications 1.500% Due 11-01-35	40,914.86	42,161.80	1,246.94
6/15/2017	130000	Microchip Technology Inc. 144A 1.625% Due 02-15-27	130,892.71	142,421.50	11,528.79
6/15/2017	130000	Teradyne Inc. 144A 1.250% Due 12-15-23	135,456.47	153,836.93	18,380.46
6/15/2017	30000	Live Nation Entertainment 2.500% Due 05-15-19	32,674.57	35,184.03	2,509.46
6/15/2017	165000	Cypress Semiconductor Co. 144A 4.500% Due 01-15-22	177,035.55	198,578.00	21,542.45
6/15/2017	45000	51Job Inc. 3.250% Due 04-15-19	48,456.75	51,528.78	3,072.03
6/15/2017	140000	Neurocrine Biosciences 144A 2.250% Due 05-15-24	140,000.00	134,567.58	(5,432.42)
6/15/2017	75000	Priceline Group Inc. 0.900% Due 09-15-21	81,352.36	84,275.18	2,922.82
6/15/2017	40000	Veeco Instruments Inc. 2.700% Due 01-15-23	40,169.77	41,174.12	1,004.35
6/16/2017	80000	Silicon Laboratories Inc. 144A 1.375% Due 03-01-22	82,299.48	84,163.52	1,864.04
6/16/2017	40000	Theravance Inc. 2.125% Due 01-15-23	36,892.50	35,253.00	(1,639.50)
6/16/2017	170000	Electronics for Imaging 0.750% Due 09-01-19	176,634.22	185,980.00	9,345.78
6/16/2017	80000	InterDigital Inc. 1.500% Due 03-01-20	83,949.48	98,340.64	14,391.16
6/16/2017	55000	Scorpio Tankers Inc 144A 2.375% Due 07-01-19	49,716.00	49,141.84	(574.16)
6/16/2017	197000	Weatherford Bermuda 5.875% Due 07-01-21	209,610.54	202,944.48	(6,666.06)
6/16/2017	5000	51Job Inc. 3.250% Due 04-15-19	5,384.08	5,732.22	348.14
6/16/2017	80000	Priceline Group Inc. 0.900% Due 09-15-21	86,775.85	89,973.76	3,197.91
6/16/2017	90000	Veeco Instruments Inc. 2.700% Due 01-15-23	90,381.98	92,542.32	2,160.34
6/16/2017	2500	cpus25746u869 ?% Due ??-??-??	126,996.25	127,208.48	212.23

6/19/2017	30000	Nice Systems Inc 144A 1.250% Due 01-15-24	30,966.67	33,485.61	2,518.94
6/19/2017	70000	Weatherford Bermuda 5.875% Due 07-01-21	74,480.90	72,541.98	(1,938.92)
6/19/2017	40000	Scorpio Tankers Inc 144A 2.375% Due 07-01-19	36,157.09	35,761.40	(395.69)
6/19/2017	75000	Cypress Semiconductor Co. 144A 4.500% Due 01-15-22	80,470.70	89,982.08	9,511.38
6/19/2017	35000	Seacor Holdings Inc. 3.000% Due 11-15-28	27,406.46	29,312.50	1,906.04
6/20/2017	168000	Portfolio Recovery Associates 3.000% Due 08-01-20	166,372.44	158,130.00	(8,242.44)
6/20/2017	165000	Ezcorp Inc. 2.125% Due 06-15-19	151,490.54	157,987.50	6,496.96
6/20/2017	15000	Cheniere Energy Inc. 4.250% Due 03-15-45	11,260.51	10,140.45	(1,120.06)
6/20/2017	45000	OSI Systems Inc. 144A 1.250% Due 09-01-22	45,141.59	43,444.58	(1,697.01)
6/20/2017	5000	Seacor Holdings Inc. 3.000% Due 11-15-28	3,915.21	4,187.50	272.29
6/20/2017	130000	Silver Standard Resource 2.875% Due 02-01-33	135,181.07	125,962.20	(9,218.87)
6/21/2017	5000	Seacor Holdings Inc. 3.000% Due 11-15-28	3,915.21	4,185.47	270.26
6/21/2017	10000	Cheniere Energy Inc. 4.250% Due 03-15-45	7,507.01	6,825.00	(682.01)
6/21/2017	55000	Ezcorp Inc. 2.125% Due 06-15-19	50,496.85	52,662.50	2,165.65
6/21/2017	50000	OSI Systems Inc. 144A 1.250% Due 09-01-22	50,157.32	48,161.00	(1,996.32)
6/22/2017	85000	Green Plains Inc. 144A 4.125% Due 09-01-22	90,883.93	82,746.23	(8,137.70)
6/22/2017	75000	Golar LNG LTD 144A 2.750% Due 02-15-22	75,000.00	69,002.93	(5,997.07)
6/23/2017	25000	Green Plains Inc. 144A 4.125% Due 09-01-22	26,730.57	24,500.00	(2,230.57)
6/23/2017	15000	Seacor Holdings Inc. 3.000% Due 11-15-28	11,745.63	12,618.75	873.12
6/26/2017	105000	Encore Capital Group Inc. 3.000% Due 07-01-20	106,492.68	113,925.00	7,432.32
6/26/2017	255000	Spectranetics Corp. 2.625% Due 06-01-34	232,357.12	301,378.13	69,021.01
6/26/2017	110000	Insulet Corporation 144A 1.250% Due 09-15-21	110,663.89	118,525.00	7,861.11
6/26/2017	180000	Jazz Investments I LTD 1.875% Due 08-15-21	188,476.67	199,310.94	10,834.27
6/26/2017	95000	MGIC Investment Corp 144A 9.000% Due 04-01-63	120,875.12	124,450.00	3,574.88
6/26/2017	100000	J2 Global Communications 3.250% Due 06-15-29	106,365.72	141,750.00	35,384.28
6/26/2017	220000	Liberty Media Corporation 144A 1.000% Due 01-30-23	225,079.01	252,226.92	27,147.91
6/26/2017	130000	Pacira Pharmaceuticals 144A 2.375% Due 04-01-22	135,741.10	138,385.00	2,643.90
6/26/2017	185000	Integrated Device Tech 0.875% Due 11-15-22	194,990.62	193,093.75	(1,896.87)

6/26/2017	3200	Anthem Inc. 5.25% CV PFD	152,546.42	167,580.35	15,033.93
6/26/2017	200	Allergan PLC 5.5% CV PFD	166,707.89	176,596.16	9,888.27
6/26/2017	1800	Bunge Limited 4.875% CV PFD	169,711.39	189,895.87	20,184.48
6/27/2017	25000	Green Plains Inc. 144A 4.125% Due 09-01-22	26,730.57	24,539.55	(2,191.02)
6/27/2017	285000	Liberty Interactive LLC 144A 1.750% Due 09-30-46	296,087.05	322,781.88	26,694.83
6/27/2017	260000	On Semiconductor Corp 1.000% Due 12-01-20	267,984.20	274,688.18	6,703.98
6/27/2017	30000	RTI International Metals 1.625% Due 10-15-19	35,240.49	31,796.46	(3,444.03)
6/27/2017	205000	Verint Systems Inc 1.500% Due 06-01-21	198,772.81	200,148.68	1,375.87
6/27/2017	130000	Zillow Inc. 144A 2.000% Due 12-01-21	135,078.16	152,668.75	17,590.59
6/27/2017	325000	RTI International Metals 1.625% Due 10-15-19	381,771.96	348,910.25	(32,861.71)
6/27/2017	15000	Cheniere Energy Inc. 4.250% Due 03-15-45	11,260.51	10,275.00	(985.51)
6/27/2017	70000	Hercules Capital Inc. 144A 4.375% Due 02-01-22	70,000.00	71,487.50	1,487.50
6/27/2017	150000	Square Inc. 144A 0.375% Due 03-01-22	154,158.22	186,562.50	32,404.28
6/27/2017	5000	Silver Standard Resource 2.875% Due 02-01-33	5,199.27	4,906.25	(293.02)
6/28/2017	160000	On Semiconductor Corp 1.000% Due 12-01-20	164,913.35	168,534.88	3,621.53
6/28/2017	130000	General Cable Corporation 4.500% Due 11-15-29	98,782.36	97,818.89	(963.47)
6/28/2017	80000	Spectranetics Corp. 2.625% Due 06-01-34	72,896.35	108,267.20	35,370.85
6/28/2017	125000	Teradyne Inc. 144A 1.250% Due 12-15-23	130,246.61	146,749.50	16,502.89
6/28/2017	80000	Spectranetics Corp. 2.625% Due 06-01-34	72,896.35	108,252.96	35,356.61
6/28/2017	75000	Veeco Instruments Inc. 2.700% Due 01-15-23	75,318.31	77,163.98	1,845.67
6/28/2017	65000	Silicon Laboratories Inc. 144A 1.375% Due 03-01-22	66,868.33	67,758.60	890.27
6/28/2017	85000	Blackhawk Network Hold 144A 1.500% Due 01-15-22	87,343.53	95,074.54	7,731.01
6/28/2017	75000	Inphi Corp 144A 0.750% Due 09-01-21	76,120.42	73,724.10	(2,396.32)
6/28/2017	80000	Spectranetics Corp. 2.625% Due 06-01-34	72,896.35	108,251.28	35,354.93
6/29/2017	40000	Green Plains Inc. 144A 4.125% Due 09-01-22	42,768.91	39,772.40	(2,996.51)
6/29/2017	108000	Cheniere Energy Inc. 4.250% Due 03-15-45	81,075.68	74,790.00	(6,285.68)
6/29/2017	75000	RTI International Metals 1.625% Due 10-15-19	88,101.22	80,554.28	(7,546.94)
6/29/2017	30000	Silicon Laboratories Inc. 144A 1.375% Due 03-01-22	30,862.31	31,065.90	203.59
6/29/2017	1600	Stericycle Inc. 5.25% CV PFD	119,770.12	102,853.46	(16,916.66)
6/30/2017	185000	Viavi Solutions Inc. 144A 1.000% Due 03-01-24	185,000.00	193,412.51	8,412.51

6/30/2017	31000 Inphi Corp 144A 0.750% Due 09-01-21	31,463.11	30,136.65	(1,326.46)
6/30/2017	80000 J2 Global Communications 3.250% Due 06-15-29	85,092.57	109,472.24	24,379.67
6/30/2017	8000 Cheniere Energy Inc. 4.250% Due 03-15-45	6,005.61	5,620.00	(385.61)
6/30/2017	40000 CTrip.com International LTD. 1.000% Due 07-01-20	41,231.62	46,078.88	4,847.26
6/30/2017	40000 General Cable Corporation 4.500% Due 11-15-29	30,394.57	30,402.72	8.15
6/30/2017	15000 Silicon Laboratories Inc. 144A 1.375% Due 03-01-22	15,431.15	15,554.07	122.92
6/30/2017	90000 Knowles Corp 3.250% Due 11-01-21	91,197.70	105,594.39	14,396.69
7/5/2017	45000 CTrip.com International LTD. 1.000% Due 07-01-20	46,385.58	51,821.51	5,435.93
7/5/2017	15000 Teradyne Inc. 144A 1.250% Due 12-15-23	15,629.59	17,567.91	1,938.32
7/5/2017	40000 Teradyne Inc. 144A 1.250% Due 12-15-23	41,678.91	46,865.64	5,186.73
7/6/2017	60000 Tesla Motors Inc. 1.250% Due 03-01-21	57,543.37	63,574.32	6,030.95
7/6/2017	60000 Tesla Motors Inc. 1.250% Due 03-01-21	57,543.37	64,092.18	6,548.81
7/6/2017	23000 Teradyne Inc. 144A 1.250% Due 12-15-23	23,965.38	26,580.36	2,614.98
7/6/2017	50000 Liberty Interactive LLC 144A 1.750% Due 09-30-46	51,945.10	56,624.05	4,678.95
7/6/2017	35000 Tesla Motors Inc. 1.250% Due 03-01-21	33,566.97	37,004.87	3,437.90
7/6/2017	40000 J2 Global Communications 3.250% Due 06-15-29	42,546.29	53,427.16	10,880.87
7/6/2017	50000 Vector Group LTD. 1.750% Due 04-15-20	55,952.42	56,866.30	913.88
7/6/2017	5000 Silver Standard Resource 2.875% Due 02-01-33	5,199.27	4,850.00	(349.27)
7/6/2017	30000 Nuance Communications 144A 1.250% Due 04-01-25	30,000.00	30,095.64	95.64
7/7/2017	5000 J2 Global Communications 3.250% Due 06-15-29	5,318.29	6,703.42	1,385.13
7/7/2017	515 Sanchez Energy Corp CV PFD	3,799.35	3,105.33	(694.02)
7/10/2017	75000 Nuance Communications 144A 1.250% Due 04-01-25	75,000.00	75,631.13	631.13
7/11/2017	15000 Golar LNG LTD 144A 2.750% Due 02-15-22	15,000.00	14,175.00	(825.00)
7/12/2017	40000 Knowles Corp 3.250% Due 11-01-21	40,532.31	46,375.88	5,843.57
7/12/2017	60000 Ezcorp Inc. 144A 2.875% Due 07-01-24	60,000.00	60,750.00	750.00
7/12/2017	80000 Synaptics Inc. 144A 0.500% Due 06-15-22	80,000.00	82,838.56	2,838.56
7/12/2017	50000 Vector Group LTD. 1.750% Due 04-15-20	55,952.42	56,849.00	896.58
7/13/2017	65000 Dexcom Inc. 144A 0.750% Due 05-15-22	68,402.42	64,990.64	(3,411.78)
7/13/2017	80000 Zillow Inc. 144A	83,125.02	89,411.28	6,286.26

		2.000% Due 12-01-21			
7/13/2017	50000	Vector Group LTD. 1.750% Due 04-15-20	55,952.42	56,667.95	715.53
7/14/2017	30000	Knowles Corp 3.250% Due 11-01-21	30,399.23	34,717.86	4,318.63
7/19/2017	15000	Knowles Corp 3.250% Due 11-01-21	15,199.62	17,415.96	2,216.34
7/19/2017	90000	Apollo Commercial Real Estate Finance 5.500% Due 03-15-19	92,577.98	96,975.00	4,397.02
7/20/2017	90000	Scorpio Tankers Inc 144A 2.375% Due 07-01-19	81,353.46	80,712.00	(641.46)
7/20/2017	70000	Nuance Communications 144A 1.250% Due 04-01-25	70,000.00	69,270.95	(729.05)
7/20/2017	65000	Verint Systems Inc 1.500% Due 06-01-21	63,025.53	62,907.00	(118.53)
7/20/2017	110000	Knowles Corp 3.250% Due 11-01-21	111,463.86	127,588.23	16,124.37
7/20/2017	38000	Silver Standard Resource 2.875% Due 02-01-33	39,514.47	37,163.24	(2,351.23)
7/20/2017	20000	Dycom Industries Inc. 0.750% Due 09-15-21	22,364.20	23,134.44	770.24
7/20/2017	2000	Silver Standard Resource 2.875% Due 02-01-33	2,079.71	1,960.00	(119.71)
7/21/2017	80000	Verint Systems Inc 1.500% Due 06-01-21	77,569.88	77,336.00	(233.88)
7/21/2017	35000	Dycom Industries Inc. 0.750% Due 09-15-21	39,137.34	40,371.42	1,234.08
7/24/2017	40000	WebMD Health Corporation 2.625% Due 06-15-23	39,004.28	39,950.00	945.72
7/24/2017	75000	WebMD Health Corporation 2.625% Due 06-15-23	73,133.03	74,906.25	1,773.22
7/24/2017	25000	Dycom Industries Inc. 0.750% Due 09-15-21	27,955.25	28,813.25	858.00
7/25/2017	70000	WebMD Health Corporation 2.625% Due 06-15-23	68,257.49	69,902.00	1,644.51
7/25/2017	25000	Cemex SAB DE SUB 3.720% Due 03-15-20	27,391.61	29,767.00	2,375.39
7/25/2017	70000	Pacira Pharmaceuticals 144A 2.375% Due 04-01-22	73,091.36	72,088.24	(1,003.12)
7/26/2017	87000	Spectranetics Corp. 2.625% Due 06-01-34	79,274.78	117,832.80	38,558.02
7/26/2017	75000	Pacira Pharmaceuticals 144A 2.375% Due 04-01-22	78,312.18	77,126.48	(1,185.70)
7/27/2017	3948	Sanchez Energy Corp CV PFD	178,979.54	79,307.18	(99,672.36)
7/27/2017	80000	Pacira Pharmaceuticals 144A 2.375% Due 04-01-22	83,532.99	81,176.00	(2,356.99)
7/28/2017	40000	Micron Technology Inc. 3.000% Due 11-15-43	33,499.52	44,692.72	11,193.20
7/28/2017	250000	Wells Fargo & Co. Mtn. 0.000% Due 11-06-23	250,000.00	283,370.00	33,370.00
7/28/2017	60000	Integrated Device Tech 0.875% Due 11-15-22	63,240.20	63,665.46	425.26
7/28/2017	75000	On Semiconductor Corp 1.000% Due 12-01-20	77,303.13	80,609.48	3,306.35
7/28/2017	65000	Vector Group LTD. 1.750% Due 04-15-20	72,738.14	72,879.30	141.16

7/31/2017	40000	Intercept Pharmas 3.250% Due 07-01-23	40,015.75	40,288.08	272.33
7/31/2017	40000	Micron Technology Inc. 3.000% Due 11-15-43	33,499.52	43,917.64	10,418.12
8/1/2017	80000	Intercept Pharmas 3.250% Due 07-01-23	80,031.50	80,200.00	168.50
8/1/2017	75000	Pacira Pharmaceuticals 144A 2.375% Due 04-01-22	78,312.18	75,198.38	(3,113.80)
8/2/2017	25000	Square Inc. 144A 0.375% Due 03-01-22	25,693.04	33,115.30	7,422.26
8/2/2017	20000	51Job Inc. 3.250% Due 04-15-19	21,536.33	24,812.60	3,276.27
8/2/2017	79000	Pacira Pharmaceuticals 144A 2.375% Due 04-01-22	82,488.83	78,403.31	(4,085.52)
8/2/2017	70000	Intercept Pharmas 3.250% Due 07-01-23	70,027.56	69,125.00	(902.56)
8/2/2017	50000	Micron Technology Inc. 3.000% Due 11-15-43	41,874.40	54,849.15	12,974.75
8/2/2017	40000	Square Inc. 144A 0.375% Due 03-01-22	41,108.86	52,508.00	11,399.14
8/2/2017	75000	Synaptics Inc. 144A 0.500% Due 06-15-22	75,000.00	76,261.80	1,261.80
8/2/2017	10000	Micron Technology Inc. 3.000% Due 11-15-43	8,374.88	10,969.19	2,594.31
8/2/2017	15000	Nice Systems Inc 144A 1.250% Due 01-15-24	15,483.34	16,091.60	608.26
8/2/2017	50000	Wright Medical Group Inc. 2.000% Due 02-15-20	52,831.98	54,237.45	1,405.47
8/3/2017	1000	Mandatory Exch Trust CV PFD	119,800.33	176,712.90	56,912.57
8/3/2017	65000	Verint Systems Inc 1.500% Due 06-01-21	63,025.53	61,971.00	(1,054.53)
8/3/2017	65000	Finisar Corporation 0.500% Due 12-15-33	74,299.56	72,492.16	(1,807.40)
8/3/2017	40000	Dycom Industries Inc. 0.750% Due 09-15-21	44,728.39	45,117.64	389.25
8/4/2017	70000	Integrated Device Tech 0.875% Due 11-15-22	73,780.24	72,084.88	(1,695.36)
8/4/2017	155000	Ironwood Pharmaceuticals 2.250% Due 06-15-22	155,569.54	185,014.20	29,444.66
8/4/2017	90000	J2 Global Communications 3.250% Due 06-15-29	95,729.15	115,915.14	20,185.99
8/4/2017	75000	Finisar Corporation 0.500% Due 12-15-33	85,730.26	81,101.40	(4,628.86)
8/4/2017	35000	Liberty Expedia Hold Inc. 144A 1.000% Due 06-30-47	36,185.44	37,513.70	1,328.26
8/4/2017	85000	Viavi Solutions Inc. 144A 1.000% Due 03-01-24	93,638.50	89,885.97	(3,752.53)
8/4/2017	183000	Dish Network Corp 144A 3.375% Due 08-15-26	190,878.38	219,103.52	28,225.14
8/4/2017	400	Mandatory Exch Trust CV PFD	47,920.13	70,725.20	22,805.07
8/4/2017	373000	Verint Systems Inc 1.500% Due 06-01-21	361,669.56	355,282.50	(6,387.06)
8/4/2017	30000	Dycom Industries Inc. 0.750% Due 09-15-21	33,546.29	33,736.56	190.27
8/4/2017	105000	Wells Fargo & Co. Mtn. 0.000% Due 11-06-23	105,000.00	115,664.85	10,664.85

8/4/2017	190000	Electronics for Imaging 0.750% Due 09-01-19	197,487.01	180,658.27	(16,828.74)
8/4/2017	150000	Veeco Instruments Inc. 2.700% Due 01-15-23	156,115.42	144,525.00	(11,590.42)
8/7/2017	15000	Veeco Instruments Inc. 2.700% Due 01-15-23	15,611.54	14,358.27	(1,253.27)
8/8/2017	30000	Veeco Instruments Inc. 2.700% Due 01-15-23	31,223.08	28,314.00	(2,909.08)
8/8/2017	75000	Veeco Instruments Inc. 2.700% Due 01-15-23	78,057.71	70,725.00	(7,332.71)
8/8/2017	25000	CSG Systems Int'l Inc. 144A 4.250% Due 03-15-36	26,781.22	26,615.50	(165.72)
8/8/2017	85000	Aeojet Rocketdyne Holding 144A 2.250% Due 12-15-23	87,283.34	104,531.47	17,248.13
8/8/2017	60000	Finisar Corporation 0.500% Due 12-15-33	68,584.21	66,361.32	(2,222.89)
8/8/2017	80000	Liberty Expedia Hold Inc. 144A 1.000% Due 06-30-47	82,709.59	84,488.00	1,778.41
8/8/2017	10000	CSG Systems Int'l Inc. 144A 4.250% Due 03-15-36	10,712.49	10,675.00	(37.49)
8/8/2017	30000	Veeco Instruments Inc. 2.700% Due 01-15-23	31,223.08	28,390.50	(2,832.58)
8/8/2017	25000	Liberty Expedia Hold Inc. 144A 1.000% Due 06-30-47	25,846.75	26,447.33	600.58
8/8/2017	10000	Jazz Investments I LTD 1.875% Due 08-15-21	10,470.93	10,912.80	441.87
8/8/2017	65000	Ironwood Pharmaceuticals 2.250% Due 06-15-22	65,238.84	75,346.05	10,107.21
8/8/2017	35000	Jazz Investments I LTD 1.875% Due 08-15-21	36,648.24	38,127.08	1,478.84
8/8/2017	25000	Blackhawk Network Hold 1.500% Due 01-15-22	25,689.27	27,515.63	1,826.36
8/8/2017	35000	Blackhawk Network Hold 1.500% Due 01-15-22	35,964.98	38,500.00	2,535.02
8/9/2017	60000	Nuvasive Inc. 2.250% Due 03-15-21	63,231.87	73,258.08	10,026.21
8/9/2017	15000	PRA Group Inc. 144A 3.500% Due 06-01-23	15,239.78	15,198.32	(41.46)
8/9/2017	100000	Priceline Group Inc. 0.900% Due 09-15-21	110,729.93	115,864.30	5,134.37
8/9/2017	205000	Nuance Communications 144A 1.250% Due 04-01-25	205,000.00	201,932.18	(3,067.82)
8/9/2017	71000	Cheniere Energy Inc. 4.250% Due 03-15-45	53,299.75	48,812.50	(4,487.25)
8/9/2017	85000	Liberty Media Corporation 144A 1.000% Due 01-30-23	86,962.34	93,123.88	6,161.54
8/9/2017	35000	Priceline Group Inc. 0.900% Due 09-15-21	38,755.48	40,580.72	1,825.24
8/9/2017	55000	Jazz Investments I LTD 1.875% Due 08-15-21	57,590.09	58,205.02	614.93
8/9/2017	25000	Live Nation Entertainment 2.500% Due 05-15-19	27,422.81	29,396.03	1,973.22
8/9/2017	25000	Jazz Investments I LTD 1.875% Due 08-15-21	26,177.32	26,555.50	378.18
8/9/2017	70000	Zillow Inc. 144A 2.000% Due 12-01-21	72,734.40	77,702.87	4,968.47

8/9/2017	30000 J2 Global Communications 3.250% Due 06-15-29	31,909.72	37,628.13	5,718.41
8/10/2017	65000 J2 Global Communications 3.250% Due 06-15-29	69,137.72	79,920.69	10,782.97
8/10/2017	160000 Biomarin Pharmaceutical 0.750% Due 10-15-18	185,517.28	169,876.16	(15,641.12)
8/10/2017	1394 Mandatory Exch Trust CV PFD	167,001.65	245,040.53	78,038.88
8/10/2017	10000 Cheniere Energy Inc. 4.250% Due 03-15-45	7,507.01	6,825.00	(682.01)
8/10/2017	165000 CTrip.com International LTD. 1.000% Due 07-01-20	170,080.45	189,377.10	19,296.65
8/10/2017	85000 Wells Fargo & Co. Mtn. 0.000% Due 11-06-23	85,000.00	91,902.94	6,902.94
8/10/2017	80000 Zillow Inc. 144A 2.000% Due 12-01-21	83,125.02	85,833.84	2,708.82
8/10/2017	175000 Dish Network Corp 144A 2.375% Due 03-15-24	182,140.20	178,368.58	(3,771.62)
8/10/2017	70000 Citrix Systems Inc 144A 0.500% Due 04-15-19	78,081.27	80,002.79	1,921.52
8/10/2017	35000 Veeco Instruments Inc. 2.700% Due 01-15-23	36,426.93	32,426.42	(4,000.51)
8/10/2017	400 Stericycle Inc. 5.25% CV PFD	27,207.76	24,117.85	(3,089.91)
8/10/2017	80000 Biomarin Pharmaceutical 0.599% Due 08-01-24	78,400.00	76,236.64	(2,163.36)
8/11/2017	50000 Dycom Industries Inc. 0.750% Due 09-15-21	55,910.49	55,863.70	(46.79)
8/11/2017	10000 Cheniere Energy Inc. 4.250% Due 03-15-45	7,507.01	6,825.00	(682.01)
8/11/2017	160000 Integrated Device Tech 0.875% Due 11-15-22	168,640.54	161,511.68	(7,128.86)
8/14/2017	50000 CTrip.com International LTD. 1.000% Due 07-01-20	51,539.53	56,420.15	4,880.62
8/17/2017	75000 Ctrip.com Intl LTD 144A 1.250% Due 09-15-22	76,574.50	78,537.00	1,962.50
8/17/2017	5000 Cheniere Energy Inc. 4.250% Due 03-15-45	3,753.50	3,437.50	(316.00)
8/18/2017	70000 Dish Network Corp 144A 2.375% Due 03-15-24	72,856.08	70,922.32	(1,933.76)
8/18/2017	40000 Wells Fargo & Co. Mtn. 0.000% Due 11-06-23	40,000.00	44,389.20	4,389.20
8/18/2017	80000 Dish Network Corp 144A 2.375% Due 03-15-24	83,264.09	80,895.12	(2,368.97)
8/18/2017	45000 Nuance Communications 1.500% Due 11-01-35	46,029.22	44,536.10	(1,493.12)
8/18/2017	80000 Nuvasive Inc. 2.250% Due 03-15-21	84,309.17	98,154.64	13,845.47
8/18/2017	55000 Veeco Instruments Inc. 2.700% Due 01-15-23	57,242.32	50,050.00	(7,192.32)
8/21/2017	45000 Dycom Industries Inc. 0.750% Due 09-15-21	50,319.44	47,733.17	(2,586.27)
8/23/2017	10000 Dish Network Corp 144A 2.375% Due 03-15-24	10,408.01	10,170.00	(238.01)
8/25/2017	75000 Biomarin Pharmaceutical 0.750% Due 10-15-18	86,961.22	79,656.67	(7,304.55)
8/25/2017	5000 Cheniere Energy Inc. 4.250% Due 03-15-45	3,753.50	3,425.00	(328.50)

8/28/2017	75000	Nuvasive Inc. 2.250% Due 03-15-21	79,039.84	89,375.10	10,335.26
8/28/2017	30000	CSG Systems Int'l Inc. 144A 4.250% Due 03-15-36	32,137.46	31,951.71	(185.75)
8/28/2017	30	Allergan PLC 5.5% CV PFD	25,180.69	23,942.51	(1,238.18)
8/29/2017	120000	Dish Network Corp 144A 2.375% Due 03-15-24	124,896.14	120,300.00	(4,596.14)
8/29/2017	80	Allergan PLC 5.5% CV PFD	67,148.50	63,841.55	(3,306.95)
8/30/2017	5000	Cheniere Energy Inc. 4.250% Due 03-15-45	3,753.50	3,425.00	(328.50)
8/31/2017	283	Stericycle Inc. 5.25% CV PFD	19,249.49	16,836.69	(2,412.80)
8/31/2017	717	Stericycle Inc. 5.25% CV PFD	48,769.91	42,422.49	(6,347.42)
9/5/2017	15000	Amtrust Financial Services 2.750% Due 12-15-44	13,446.53	10,569.15	(2,877.38)
9/5/2017	5000	Cheniere Energy Inc. 4.250% Due 03-15-45	3,753.50	3,443.75	(309.75)
9/5/2017	40000	Cheniere Energy Inc. 4.250% Due 03-15-45	30,028.03	27,450.00	(2,578.03)
9/5/2017	15000	CSG Systems Int'l Inc. 144A 4.250% Due 03-15-36	16,068.73	15,979.35	(89.38)
9/5/2017	45000	Amtrust Financial Services 2.750% Due 12-15-44	40,339.60	31,668.75	(8,670.85)
9/5/2017	15000	Amtrust Financial Services 2.750% Due 12-15-44	13,446.53	10,556.25	(2,890.28)
9/5/2017	160	Allergan PLC 5.5% CV PFD	134,297.00	128,086.86	(6,210.14)
9/6/2017	65000	Hercules Capital Inc. 144A 4.375% Due 02-01-22	65,000.00	66,015.63	1,015.63
9/6/2017	80000	Nuvasive Inc. 2.250% Due 03-15-21	84,309.17	95,248.40	10,939.23
9/6/2017	45000	Dish Network Corp 144A 2.375% Due 03-15-24	46,836.05	45,628.65	(1,207.40)
9/7/2017	65000	Greenbrier Cos. 144A 2.875% Due 02-01-24	67,614.88	69,290.00	1,675.12
9/7/2017	5000	Cheniere Energy Inc. 4.250% Due 03-15-45	3,753.50	3,412.50	(341.00)
9/7/2017	40000	Dish Network Corp 144A 2.375% Due 03-15-24	41,632.05	39,963.64	(1,668.41)
9/7/2017	15000	Amtrust Financial Services 2.750% Due 12-15-44	13,446.53	10,762.50	(2,684.03)
9/8/2017	65000	Apollo Commercial Real Estate Finance 5.500% Due 03-15-19	66,861.87	68,970.26	2,108.39
9/8/2017	40000	Dish Network Corp 144A 2.375% Due 03-15-24	41,632.05	39,916.20	(1,715.85)
9/8/2017	40000	Zillow Inc. 144A 2.000% Due 12-01-21	41,562.51	42,349.80	787.29
9/8/2017	45000	Greenbrier Cos. 144A 2.875% Due 02-01-24	46,810.30	47,590.34	780.04
9/11/2017	125000	Liberty Media Corporation 2.250% Due 09-30-46	131,692.68	131,987.38	294.70
9/12/2017	35000	Golar LNG LTD 144A 2.750% Due 02-15-22	35,000.00	32,157.83	(2,842.17)
9/12/2017	40000	Nuvasive Inc. 2.250% Due 03-15-21	42,154.58	47,276.16	5,121.58
9/12/2017	25000	CSG Systems Int'l Inc. 144A 4.250% Due 03-15-36	26,781.22	26,652.45	(128.77)
9/12/2017	85000	Greenbrier Cos. 144A	88,419.46	90,323.55	1,904.09

		2.875% Due 02-01-24			
9/12/2017	75000	Ironwood Pharmaceuticals	75,275.59	87,405.75	12,130.16
		2.250% Due 06-15-22			
9/12/2017	20000	Tutor Perini Corp	21,399.87	22,614.90	1,215.03
		2.875% Due 06-15-21			
9/13/2017	35000	Colony Financial Inc.	36,490.89	36,093.75	(397.14)
		5.000% Due 04-15-23			
9/13/2017	70000	Colony Financial Inc.	72,981.78	71,925.00	(1,056.78)
		5.000% Due 04-15-23			
9/13/2017	40000	Hercules Capital Inc. 144A	40,000.00	40,650.00	650.00
		4.375% Due 02-01-22			
9/13/2017	40000	Cemex SAB DE SUB	43,826.58	44,722.92	896.34
		3.720% Due 03-15-20			
9/13/2017	80000	Dish Network Corp 144A	83,264.09	79,065.84	(4,198.25)
		2.375% Due 03-15-24			
9/13/2017	40000	Zillow Inc. 144A	41,562.51	42,714.96	1,152.45
		2.000% Due 12-01-21			
9/13/2017	800	Anthem Inc. 5.25% CV PFD	38,510.01	41,525.05	3,015.04
9/14/2017	25000	Starwood Property Trust	25,415.96	25,250.00	(165.96)
		4.375% Due 04-01-23			
9/14/2017	20000	51Job Inc.	21,536.33	29,218.74	7,682.41
		3.250% Due 04-15-19			
9/14/2017	137000	Starwood Property Trust	137,330.26	143,507.50	6,177.24
		4.550% Due 03-01-18			
9/14/2017	45000	Square Inc. 144A	46,247.47	62,940.87	16,693.40
		0.375% Due 03-01-22			
9/14/2017	40000	Liberty Interactive LLC 144A	41,556.08	49,446.04	7,889.96
		1.750% Due 09-30-46			
9/14/2017	55000	Radius Health Inc.	55,000.00	49,483.72	(5,516.28)
		3.000% Due 09-01-24			
9/15/2017	20000	Hercules Capital Inc. 144A	20,000.00	20,325.00	325.00
		4.375% Due 02-01-22			
9/15/2017	130000	JDS Uniphase Corporation	144,673.42	139,100.00	(5,573.42)
		0.625% Due 08-15-33			
9/15/2017	40000	CSG Systems Int'l Inc. 144A	42,849.95	42,185.32	(664.63)
		4.250% Due 03-15-36			
9/15/2017	45000	Square Inc. 144A	46,247.47	62,762.08	16,514.61
		0.375% Due 03-01-22			
9/15/2017	20000	Tutor Perini Corp	21,399.87	22,562.00	1,162.13
		2.875% Due 06-15-21			
9/15/2017	10000	Cheniere Energy Inc.	7,507.01	6,850.00	(657.01)
		4.250% Due 03-15-45			
9/15/2017	60000	Redwood Trust Inc.	60,027.62	59,527.74	(499.88)
		4.750% Due 08-15-23			
9/15/2017	20000	Radius Health Inc.	20,000.00	17,755.62	(2,244.38)
		3.000% Due 09-01-24			
9/15/2017	80000	Radius Health Inc.	80,000.00	72,169.12	(7,830.88)
		3.000% Due 09-01-24			
9/18/2017	30000	51Job Inc.	32,304.50	42,869.34	10,564.84
		3.250% Due 04-15-19			
9/18/2017	80000	Liberty Interactive LLC 144A	83,112.15	95,949.60	12,837.45
		1.750% Due 09-30-46			
9/18/2017	20000	CSG Systems Int'l Inc. 144A	21,424.97	21,239.70	(185.27)
		4.250% Due 03-15-36			
9/19/2017	80000	Colony Financial Inc.	83,407.74	82,480.00	(927.74)
		5.000% Due 04-15-23			

9/19/2017	32000 Nuvasive Inc. 2.250% Due 03-15-21	33,723.67	35,994.18	2,270.51
9/19/2017	42000 Nuvasive Inc. 2.250% Due 03-15-21	44,262.31	47,966.48	3,704.17
9/19/2017	5000 Cheniere Energy Inc. 4.250% Due 03-15-45	3,753.50	3,425.00	(328.50)
9/19/2017	50000 Hercules Capital Inc. 144A 4.375% Due 02-01-22	50,000.00	50,718.75	718.75
9/19/2017	150 Allergan PLC 5.5% CV PFD	125,903.44	117,207.93	(8,695.51)
9/19/2017	220 Bunge Limited 4.875% CV PFD	20,742.50	23,229.05	2,486.55
9/20/2017	5000 Cheniere Energy Inc. 4.250% Due 03-15-45	3,753.50	3,437.50	(316.00)
9/20/2017	169 Allergan PLC 5.5% CV PFD	141,851.20	128,068.87	(13,782.33)
9/20/2017	890 Bunge Limited 4.875% CV PFD	83,912.85	93,460.31	9,547.46
9/21/2017	80000 Colony Financial Inc. 5.000% Due 04-15-23	83,407.74	82,400.00	(1,007.74)
9/21/2017	35000 PRA Group Inc. 144A 3.500% Due 06-01-23	35,559.48	32,042.50	(3,516.98)
9/21/2017	15000 PRA Group Inc. 144A 3.500% Due 06-01-23	15,239.78	13,640.63	(1,599.15)
9/21/2017	40000 Redwood Trust Inc. 4.750% Due 08-15-23	40,018.41	39,773.60	(244.81)
9/21/2017	35000 NRG Yield Inc. 144A 3.250% Due 06-01-20	34,616.04	34,895.00	278.96
9/21/2017	160 Allergan PLC 5.5% CV PFD	134,297.00	117,887.01	(16,409.99)
9/21/2017	80 Allergan PLC 5.5% CV PFD	67,148.50	58,370.82	(8,777.68)
9/22/2017	75000 PRA Group Inc. 144A 3.500% Due 06-01-23	76,198.88	66,656.25	(9,542.63)
9/22/2017	45000 CSG Systems Int'l Inc. 144A 4.250% Due 03-15-36	48,206.19	47,788.56	(417.63)
9/22/2017	5000 Cheniere Energy Inc. 4.250% Due 03-15-45	3,753.50	3,437.50	(316.00)
9/25/2017	55000 Priceline Group Inc. 0.900% Due 09-15-21	60,901.46	62,989.52	2,088.06
9/25/2017	25000 Wright Medical Group Inc. 2.000% Due 02-15-20	26,415.99	26,862.95	446.96
9/25/2017	10000 Amtrust Financial Services 2.750% Due 12-15-44	8,964.36	7,400.00	(1,564.36)
9/25/2017	145000 JDS Uniphase Corporation 0.625% Due 08-15-33	161,366.51	151,541.96	(9,824.55)
9/25/2017	35000 Square Inc. 144A 0.375% Due 03-01-22	35,970.25	47,574.66	11,604.41
9/25/2017	55000 Micron Technology Inc. 3.000% Due 11-15-43	47,939.90	68,739.82	20,799.92
9/25/2017	40000 Cemex SAB DE SUB 3.720% Due 03-15-20	43,826.58	45,079.72	1,253.14
9/25/2017	30000 Live Nation Entertainment 2.500% Due 05-15-19	32,907.37	39,118.89	6,211.52
9/25/2017	45000 Amtrust Financial Services 2.750% Due 12-15-44	40,339.60	33,187.50	(7,152.10)
9/25/2017	35000 Aeojet Rocketdyne Holding 144A 2.250% Due 12-15-23	35,940.20	50,891.78	14,951.58
9/25/2017	150000 Liberty Interactive LLC 144A 1.750% Due 09-30-46	155,835.29	176,391.14	20,555.85
9/26/2017	5000 Amtrust Financial Services 2.750% Due 12-15-44	4,482.18	3,706.25	(775.93)

9/26/2017	40000	Wright Medical Group Inc. 2.000% Due 02-15-20	42,265.58	43,028.24	762.66
9/26/2017	70000	Liberty Expedia Hold Inc. 144A 1.000% Due 06-30-47	72,370.89	74,193.00	1,822.11
9/26/2017	30000	Amtrust Financial Services 2.750% Due 12-15-44	26,893.07	22,237.50	(4,655.57)
9/26/2017	50000	Dish Network Corp 144A 2.375% Due 03-15-24	52,040.06	49,115.10	(2,924.96)
9/26/2017	65000	Zillow Inc. 144A 2.000% Due 12-01-21	67,539.08	69,542.79	2,003.71
9/26/2017	75000	Dexcom Inc. 144A 0.750% Due 05-15-22	78,465.05	75,096.30	(3,368.75)
9/26/2017	85000	JDS Uniphase Corporation 0.625% Due 08-15-33	94,594.16	88,332.26	(6,261.90)
9/26/2017	55000	Nuance Communications 1.500% Due 11-01-35	56,257.93	54,601.25	(1,656.68)
9/27/2017	80000	Dexcom Inc. 144A 0.750% Due 05-15-22	83,696.05	79,721.36	(3,974.69)
9/27/2017	285000	Wright Medical Group Inc. 2.000% Due 02-15-20	301,142.28	308,022.87	6,880.59
9/27/2017	80000	JDS Uniphase Corporation 0.625% Due 08-15-33	89,029.80	83,801.68	(5,228.12)
9/27/2017	30000	Aeojet Rocketdyne Holding 144A 2.250% Due 12-15-23	30,805.89	44,868.66	14,062.77
9/27/2017	37000	Amtrust Financial Services 2.750% Due 12-15-44	33,168.11	27,333.75	(5,834.36)
9/27/2017	700	Bunge Limited 4.875% CV PFD	65,998.87	73,144.81	7,145.94
9/28/2017	15000	Aeojet Rocketdyne Holding 144A 2.250% Due 12-15-23	15,402.94	22,280.79	6,877.85
9/28/2017	85000	Wright Medical Group Inc. 2.000% Due 02-15-20	89,814.36	91,145.50	1,331.14
9/28/2017	20000	Quidel Corp 3.250% Due 12-15-20	22,202.07	29,370.56	7,168.49
9/28/2017	1300	Bunge Limited 4.875% CV PFD	122,569.34	135,078.58	12,509.24
9/29/2017	55000	PRA Group Inc. 144A 3.500% Due 06-01-23	55,879.18	50,236.45	(5,642.73)
9/29/2017	80000	Wayfair Inc. 144A 0.375% Due 09-01-22	80,788.08	76,991.92	(3,796.16)
10/2/2017	2650	Becton Dickinson & Co. CV PFD	133,795.65	145,772.60	11,976.95
10/2/2017	95000	Tesla Motors Inc. 1.250% Due 03-01-21	93,270.15	106,952.33	13,682.18
10/2/2017	120000	Wayfair Inc. 144A 0.375% Due 09-01-22	121,182.12	115,919.16	(5,262.96)
10/2/2017	1957	Bunge Limited 4.875% CV PFD	184,513.99	203,642.68	19,128.69
10/3/2017	5000	Cheniere Energy Inc. 4.250% Due 03-15-45	3,753.50	3,500.00	(253.50)
10/3/2017	185000	Jazz Investments I LTD 1.875% Due 08-15-21	193,712.13	195,815.29	2,103.16
10/4/2017	80000	NRG Yield Inc. 144A 3.250% Due 06-01-20	79,122.37	79,700.00	577.63
10/4/2017	150000	Liberty Media Corporation 2.250% Due 09-30-46	158,031.21	160,131.45	2,100.24
10/4/2017	25000	PRA Group Inc. 144A 3.500% Due 06-01-23	25,399.63	22,771.55	(2,628.08)
10/5/2017	75000	Starwood Property Trust 4.375% Due 04-01-23	76,247.88	75,960.00	(287.88)

10/5/2017	60000 Illumina, Inc. 0.000% Due 06-15-19	63,319.83	63,968.40	648.57
10/5/2017	80000 Colony Financial Inc. 5.000% Due 04-15-23	83,407.74	82,260.00	(1,147.74)
10/5/2017	20000 NRG Yield Inc. 144A 3.250% Due 06-01-20	19,780.59	19,925.00	144.41
10/6/2017	80000 Colony Financial Inc. 5.000% Due 04-15-23	83,407.74	82,264.00	(1,143.74)
10/6/2017	1300 AMG Capital Trust II 5.15% CV PFD	76,475.86	80,338.15	3,862.29
10/6/2017	160000 Starwood Property Trust 4.375% Due 04-01-23	162,662.14	162,300.00	(362.14)
10/6/2017	75000 NRG Yield Inc. 144A 3.250% Due 06-01-20	74,177.22	74,671.87	494.65
10/9/2017	80000 Dish Network Corp 144A 2.375% Due 03-15-24	83,264.09	78,449.20	(4,814.89)
10/9/2017	35000 Green Plains Inc. 4.125% Due 09-01-22	36,422.13	35,535.57	(886.56)
10/9/2017	162 Allergan PLC 5.5% CV PFD	135,975.71	118,703.00	(17,272.71)
10/9/2017	50000 On Semiconductor Corp 1.000% Due 12-01-20	53,530.57	60,971.35	7,440.78
10/9/2017	60000 Aegean Marine Petroleum 144A 4.250% Due 12-15-21	60,101.61	44,144.52	(15,957.09)
10/10/2017	60000 Aeojet Rocketdyne Holding 144A 2.250% Due 12-15-23	61,611.77	90,008.16	28,396.39
10/10/2017	50000 Square Inc. 144A 0.375% Due 03-01-22	51,386.07	74,192.90	22,806.83
10/10/2017	45000 Wayfair Inc. 144A 0.375% Due 09-01-22	45,443.29	42,998.22	(2,445.07)
10/10/2017	45000 Cemex SAB DE SUB 3.720% Due 03-15-20	49,304.90	49,050.00	(254.90)
10/10/2017	60000 Cemex SAB DE 3.720% Due 03-15-20	62,839.80	64,743.60	1,903.80
10/11/2017	340000 Cemex SAB DE 3.720% Due 03-15-20	356,092.22	363,145.16	7,052.94
10/11/2017	25000 Cemex SAB DE SUB 3.720% Due 03-15-20	27,391.61	26,733.10	(658.51)
10/12/2017	130000 Aegean Marine Petroleum 144A 4.250% Due 12-15-21	130,220.16	94,179.28	(36,040.88)
10/12/2017	170000 Blackhawk Network Hold 1.500% Due 01-15-22	177,390.71	172,046.63	(5,344.08)
10/12/2017	250000 Dish Network Corp 144A 2.375% Due 03-15-24	260,200.29	240,031.00	(20,169.29)
10/12/2017	95000 Blackhawk Network Hold 1.500% Due 01-15-22	99,130.10	98,541.60	(588.50)
10/12/2017	5000 Wright Medical Group Inc. 2.000% Due 02-15-20	5,283.20	5,429.71	146.51
10/12/2017	510000 Liberty Interactive LLC 144A 1.750% Due 09-30-46	529,839.98	599,557.53	69,717.55
10/12/2017	244 Allergan PLC 5.5% CV PFD	204,802.92	179,717.27	(25,085.65)
10/12/2017	485000 Blackhawk Network Hold 1.500% Due 01-15-22	506,085.25	492,072.75	(14,012.50)
10/13/2017	50000 Aeojet Rocketdyne Holding 144A 2.250% Due 12-15-23	51,343.14	72,683.20	21,340.06
10/13/2017	30000 Lendingtree Inc. 144A 0.625% Due 06-01-22	30,717.58	39,215.37	8,497.79
10/13/2017	70000 Yahoo Inc.	79,204.41	92,834.00	13,629.59

		0.000% Due 12-01-18			
10/16/2017	820000	Yahoo Inc.	927,823.11	1,090,206.40	162,383.29
		0.000% Due 12-01-18			
10/17/2017	40000	Evolent Health Inc. 144A	45,206.32	42,223.04	(2,983.28)
		2.000% Due 12-01-21			
10/17/2017	240000	Aeojet Rocketdyne Holding 144A	246,447.08	340,927.92	94,480.84
		2.250% Due 12-15-23			
10/17/2017	20000	Radius Health Inc.	20,000.00	18,941.20	(1,058.80)
		3.000% Due 09-01-24			
10/18/2017	30000	Atlas Air Worldwide Hldg	35,470.00	35,480.84	10.84
		2.250% Due 06-01-22			
10/19/2017	100000	Biomarin Pharmaceutical	98,000.00	98,886.60	886.60
		0.599% Due 08-01-24			
10/19/2017	272000	Encore Capital Group Inc.	278,665.99	317,371.50	38,705.51
		3.000% Due 07-01-20			
10/19/2017	385000	Lendingtree Inc. 144A	394,208.98	489,157.90	94,948.92
		0.625% Due 06-01-22			
10/19/2017	395000	Square Inc. 144A	405,949.98	596,247.36	190,297.38
		0.375% Due 03-01-22			
10/19/2017	160000	Amag Pharmaceuticals Inc.	160,330.84	147,510.08	(12,820.76)
		3.250% Due 06-01-22			
10/19/2017	205000	Ctrip.com Intl LTD 144A	209,303.65	217,579.00	8,275.35
		1.250% Due 09-15-22			
10/20/2017	270000	Seacor Holdings Inc.	211,421.26	244,539.00	33,117.74
		3.000% Due 11-15-28			
10/20/2017	440000	Herbalife LTD 144A	458,857.96	460,240.00	1,382.04
		2.000% Due 08-15-19			
10/20/2017	167000	NRG Yield Inc. 144A	165,167.94	167,208.75	2,040.81
		3.250% Due 06-01-20			
10/20/2017	3515	American Tower Corp CV 5.5% PFD	420,733.47	432,733.60	12,000.13
10/20/2017	9600	Anthem Inc. 5.25% CV PFD	462,120.11	495,568.39	33,448.28
10/20/2017	501000	Insulet Corporation	504,924.81	611,470.50	106,545.69
		1.250% Due 09-15-21			
10/20/2017	203000	Jazz Investments I LTD	212,559.80	211,526.00	(1,033.80)
		1.875% Due 08-15-21			
10/20/2017	255000	KB Home	272,522.26	282,253.13	9,730.87
		1.375% Due 02-01-19			
10/20/2017	320000	Nice Systems Inc 144A	330,311.16	365,600.00	35,288.84
		1.250% Due 01-15-24			
10/20/2017	3885	Stanley Black & Decker CV PFD	397,818.74	459,584.88	61,766.14
10/20/2017	525000	Realpage Inc. 144A	568,177.81	630,328.13	62,150.32
		1.500% Due 11-15-22			
10/20/2017	480000	Neurocrine Biosciences 144A	506,408.84	535,200.00	28,791.16
		2.250% Due 05-15-24			
10/20/2017	880000	On Semiconductor Corp	942,138.08	1,096,920.00	154,781.92
		1.000% Due 12-01-20			
10/20/2017	208000	Proofpoint Inc.	231,729.57	275,860.00	44,130.43
		0.075% Due 06-15-20			
10/20/2017	335000	Palo Alto Networks	456,192.24	473,857.50	17,665.26
		0.000% Due 07-01-19			
10/20/2017	970000	Servicenow Inc. 144A	1,002,762.59	1,080,337.50	77,574.91
		0.000% Due 06-01-22			
10/20/2017	195000	Vector Group LTD.	218,214.43	220,350.00	2,135.57
		1.750% Due 04-15-20			
10/23/2017	960000	Microchip Technology Inc. 144A	979,580.22	1,192,800.00	213,219.78
		1.625% Due 02-15-27			

10/23/2017	718000	Micron Technology Inc. 3.000% Due 11-15-43	625,833.63	1,053,665.00	427,831.37
10/23/2017	58000	Dycom Industries Inc. 0.750% Due 09-15-21	64,856.17	65,395.00	538.83
10/23/2017	9290	Nextera Energy Inc CV PFD	502,115.14	528,588.79	26,473.65
10/23/2017	65000	Radius Health Inc. 3.000% Due 09-01-24	65,000.00	61,831.25	(3,168.75)
10/23/2017	718000	Priceline Group Inc. 0.900% Due 09-15-21	795,040.92	851,548.00	56,507.08
10/23/2017	4500	AMG Capital Trust II 5.15% CV PFD	264,724.14	279,556.04	14,831.90
10/23/2017	240000	Hannon Armstrong Sustain 4.125% Due 09-01-22	238,800.00	246,600.00	7,800.00
10/23/2017	465000	RTI International Metals 1.625% Due 10-15-19	540,687.89	514,987.50	(25,700.39)
10/23/2017	160000	Weatherford Bermuda 5.875% Due 07-01-21	170,832.80	157,071.52	(13,761.28)
10/23/2017	352000	Electronics for Imaging 0.750% Due 09-01-19	365,870.68	366,553.44	682.76
10/23/2017	491	Crown Castle Int'l Corp. 6.875% CV PFD	503,192.33	529,912.96	26,720.63
10/23/2017	580000	Live Nation Entertainment 2.500% Due 05-15-19	636,209.08	757,248.00	121,038.92
10/23/2017	457000	Cypress Semiconductor Co. 4.500% Due 01-15-22	518,781.97	614,379.38	95,597.41
10/23/2017	545000	Extra Space Storage LP 144A 3.125% Due 10-01-35	584,945.45	594,050.00	9,104.55
10/23/2017	99000	Ironwood Pharmaceuticals 2.250% Due 06-15-22	99,363.77	113,169.38	13,805.61
10/23/2017	3100	Dynegy Inc. 7.0% CV PFD	202,909.80	196,544.76	(6,365.04)
10/23/2017	12250	Becton Dickinson & Co. CV PFD	618,489.35	701,672.37	83,183.02
10/24/2017	125000	Ezcorp Inc. 144A 2.875% Due 07-01-24	133,771.75	150,468.75	16,697.00
10/24/2017	250000	Greenbrier Cos. 144A 2.875% Due 02-01-24	260,057.24	292,187.50	32,130.26
10/24/2017	580000	Illumina, Inc. 0.000% Due 06-15-19	612,091.70	626,980.00	14,888.30
10/24/2017	169000	Citrix Systems Inc 144A 0.500% Due 04-15-19	188,510.50	206,391.25	17,880.75
10/24/2017	205000	General Cable Corporation 4.500% Due 11-15-29	155,772.19	199,875.00	44,102.81
10/24/2017	175000	Liberty Expedia Hold Inc. 144A 1.000% Due 06-30-47	180,927.22	189,437.50	8,510.28
10/24/2017	4700	Kinder Morgan Inc. 9.75% CV PFD	208,420.20	179,492.61	(28,927.59)
10/24/2017	265000	Biomarin Pharmaceutical 0.750% Due 10-15-18	307,262.99	284,543.75	(22,719.24)
10/24/2017	85000	Biomarin Pharmaceutical 1.500% Due 10-15-20	106,255.19	98,653.13	(7,602.06)
10/24/2017	275000	Envestnet Inc. 1.750% Due 12-15-19	271,119.66	294,250.00	23,130.34
10/24/2017	199000	51Job Inc. 3.250% Due 04-15-19	214,286.51	297,505.00	83,218.49
10/24/2017	6200	Dominion Res Inc. CV PFD	321,549.30	321,121.58	(427.72)
10/24/2017	318000	MGIC Investment Corp 144A 9.000% Due 04-01-63	405,440.53	437,250.00	31,809.47
10/24/2017	140000	Apollo Commercial Real Estate Finance CV 4.750% Due 08-23-22	138,600.00	143,150.00	4,550.00
10/24/2017	280000	Blackstone Mortgage Trust	278,596.87	282,800.00	4,203.13

		4.375% Due 05-05-22			
10/24/2017	115000	Carbonite Inc.	133,541.29	134,550.00	1,008.71
		2.500% Due 04-01-22			
10/24/2017	46000	Colony Financial Inc.	47,959.45	47,552.50	(406.95)
		5.000% Due 04-15-23			
10/24/2017	263000	Apollo Commercial Real Estate Finance	270,533.43	284,697.50	14,164.07
		5.500% Due 03-15-19			
10/24/2017	144000	Nuance Communications	147,293.49	141,412.46	(5,881.03)
		1.500% Due 11-01-35			
10/24/2017	115000	Wright Medical Group Inc.	121,513.55	123,938.38	2,424.83
		2.000% Due 02-15-20			
10/24/2017	209000	Liberty Media Corporation	211,117.22	259,421.25	48,304.03
		1.375% Due 10-15-23			
10/24/2017	115000	PRA Group Inc. 144A	116,838.28	104,721.88	(12,116.40)
		3.500% Due 06-01-23			
10/24/2017	400000	Allscripts Healthcare	408,854.11	423,000.00	14,145.89
		1.250% Due 07-01-20			
10/24/2017	293000	Cheniere Energy Inc.	219,955.32	202,902.50	(17,052.82)
		4.250% Due 03-15-45			
10/24/2017	335000	Kaman Corp 144A	346,327.11	363,056.25	16,729.14
		3.250% Due 05-01-24			
10/24/2017	67000	CSG Systems Int'l Inc. 144A	71,773.67	71,911.10	137.43
		4.250% Due 03-15-36			
10/24/2017	480000	Integrated Device Tech	511,496.01	527,088.00	15,591.99
		0.875% Due 11-15-22			
10/24/2017	433000	Hubspot Inc. 144A	445,571.80	485,393.00	39,821.20
		0.250% Due 06-01-22			
10/24/2017	225000	Atlas Air Worldwide Hldg	266,025.00	268,120.12	2,095.12
		2.250% Due 06-01-22			
10/25/2017	45000	Sucampo Pharmaceuticals 144A	48,472.65	43,336.85	(5,135.80)
		3.250% Due 12-15-21			
10/25/2017	45000	Theravance Inc.	41,504.07	41,156.64	(347.43)
		2.125% Due 01-15-23			
10/25/2017	315000	Teladoc Inc. 144A	334,959.97	335,045.03	85.06
		3.000% Due 12-15-22			
10/25/2017	343000	World Wrestling Entertainment 144A	367,927.24	374,727.50	6,800.26
		3.375% Due 12-15-23			
10/25/2017	30000	Oasis Petroleum Inc.	31,137.47	31,692.86	555.39
		2.625% Due 09-15-23			
10/25/2017	165000	Liberty Media Corporation	173,834.33	172,135.75	(1,698.58)
		2.250% Due 09-30-46			
10/25/2017	1200	WPX Energy Inc. CV PFD	60,812.94	56,536.57	(4,276.37)
10/26/2017	120000	iStar Inc. 144A	120,000.00	121,950.00	1,950.00
		3.125% Due 09-15-22			
10/26/2017	245000	Liberty Media Corporation	258,117.65	255,290.00	(2,827.65)
		2.250% Due 09-30-46			
10/26/2017	65000	Redwood Trust Inc.	65,029.92	64,675.00	(354.92)
		4.750% Due 08-15-23			
10/26/2017	335000	Nevro Corp	375,413.22	387,343.75	11,930.53
		1.750% Due 06-01-21			
10/26/2017	90000	Oasis Petroleum Inc.	93,412.41	95,229.00	1,816.59
		2.625% Due 09-15-23			
10/26/2017	130000	Pattern Energy Group Inc.	136,778.21	133,737.50	(3,040.71)
		4.000% Due 07-15-20			
10/26/2017	130000	Green Plains Inc.	135,282.20	127,075.00	(8,207.20)
		4.125% Due 09-01-22			

10/26/2017	470000	II-VI Inc. 144A 0.250% Due 09-01-22	488,555.56	540,500.00	51,944.44
10/26/2017	85000	Wright Medical Group Inc. 2.000% Due 02-15-20	89,814.36	91,587.50	1,773.14
10/26/2017	171000	GoPro Inc. 144A 3.500% Due 04-15-22	202,275.62	191,520.00	(10,755.62)
10/26/2017	160000	Meritor Inc. 144A 3.250% Due 10-15-37	168,892.00	171,000.00	2,108.00
10/26/2017	160000	Resource Capital Corp. 4.500% Due 08-15-22	160,000.00	159,600.00	(400.00)
10/26/2017	70000	Calamp Corp 1.625% Due 05-15-20	71,547.00	75,162.50	3,615.50
10/26/2017	155000	Wayfair Inc. 144A 0.375% Due 09-01-22	156,526.90	146,087.50	(10,439.40)
10/26/2017	152000	Teradyne Inc. 144A 1.250% Due 12-15-23	158,379.88	214,510.00	56,130.12
10/26/2017	600000	Liberty Media Corporation 144A 1.000% Due 01-30-23	613,851.84	709,646.40	95,794.56
10/26/2017	169000	Quidel Corp 3.250% Due 12-15-20	187,607.47	247,796.25	60,188.78
10/26/2017	330000	Theravance Inc. 2.125% Due 01-15-23	304,363.15	305,250.00	886.85
10/26/2017	4714	Belden Inc CV PFD	487,975.02	511,234.22	23,259.20
10/26/2017	796000	Tesla Motors Inc. 1.250% Due 03-01-21	781,505.68	877,590.00	96,084.32
10/26/2017	435000	Silicon Laboratories Inc. 144A 1.375% Due 03-01-22	454,441.10	516,562.50	62,121.40
10/26/2017	367	Wells Fargo & Co CV PFD	466,457.00	482,593.85	16,136.85
10/27/2017	110000	JDS Uniphase Corporation 0.625% Due 08-15-33	122,415.97	114,537.50	(7,878.47)
10/27/2017	430000	Ionis Pharmaceuticals Inc 1.000% Due 11-15-21	461,617.10	475,150.00	13,532.90
10/27/2017	6500	Rexnord Corp New PFD	362,624.02	378,501.86	15,877.84
10/27/2017	2100	WPX Energy Inc. CV PFD	106,422.64	105,354.57	(1,068.07)
10/27/2017	620000	Colony Starwood Homes 144A 3.500% Due 01-15-22	686,180.70	701,406.00	15,225.30
10/27/2017	105000	Wells Fargo & Co. Mtn. 0.000% Due 11-06-23	105,000.00	118,083.00	13,083.00
10/27/2017	240000	Workday Inc. 144A 0.250% Due 10-01-22	240,000.00	240,312.00	312.00
10/27/2017	449000	OSI Systems Inc. 144A 1.250% Due 09-01-22	450,562.65	480,109.41	29,546.76
10/27/2017	50000	Sucampo Pharmaceuticals 144A 3.250% Due 12-15-21	53,858.50	47,650.00	(6,208.50)
10/27/2017	240000	Marriott Vacation Worldwide CV 144A 1.500% Due 09-15-22	241,162.50	258,900.00	17,737.50
10/27/2017	215000	Tutor Perini Corp 2.875% Due 06-15-21	230,048.58	249,287.56	19,238.98
10/27/2017	125000	Golar LNG LTD 144A 2.750% Due 02-15-22	125,000.00	112,187.50	(12,812.50)

TOTAL GAINS					7,827,648.52
TOTAL LOSSES					(2,257,271.82)

			108,364,717.33	113,935,094.03	5,570,376.70
			=====		

Attachment C

F.M. Kirby Foundation
 REALIZED GAINS AND LOSSES
 F.M. KIRBY FOUNDATION, INC.
 PORTION OF THE ACCOUNT MANAGED BY
 WALTER SCOTT & PARTNERS
 From 01-01-17 Through 12-31-17

Date	Quantity	Security	Cost Basis	Proceeds	Gain Or Loss
-----	-----	-----	-----	-----	-----
1/10/2017	1800	Komatsu Ltd ORD	41,156.89	41,364.23	207.34
1/11/2017	1800	Komatsu Ltd ORD	41,156.89	41,248.80	91.91
1/11/2017		Japanese Yen (JPY)	41,248.80	41,248.80	-
1/12/2017	1300	Komatsu Ltd ORD	29,724.42	29,715.88	(8.54)
1/12/2017		Japanese Yen (JPY)	29,715.88	29,715.88	-
1/13/2017	1300	Komatsu Ltd ORD	29,724.42	29,704.22	(20.20)
1/13/2017		Japanese Yen (JPY)	29,704.22	29,704.22	-
1/16/2017	1300	Komatsu Ltd ORD	29,724.42	29,839.20	114.78
1/16/2017		Japanese Yen (JPY)	29,839.20	29,614.49	(224.71)
3/14/2017	107	Grainger, W.W. Inc.	26,033.97	26,118.88	84.91
3/15/2017	136	Grainger, W.W. Inc.	33,089.90	33,482.10	392.20
3/16/2017	71	Grainger, W.W. Inc.	17,274.88	17,435.14	160.26
3/17/2017	101	Grainger, W.W. Inc.	24,574.12	24,678.88	104.76
3/20/2017	118	Grainger, W.W. Inc.	28,710.36	28,576.05	(134.31)
3/21/2017	90	Grainger, W.W. Inc.	21,897.73	21,581.63	(316.10)
3/22/2017	100	Grainger, W.W. Inc.	24,330.81	23,960.09	(370.72)
3/23/2017	80	Grainger, W.W. Inc.	19,464.65	19,299.56	(165.09)
3/27/2017	140	Grainger, W.W. Inc.	34,063.14	33,026.63	(1,036.51)
3/28/2017	3500	Adobe Systems Inc.	130,279.77	449,962.28	319,682.51
3/28/2017	5300	Amphenol Corp.	99,178.23	376,979.38	277,801.15
3/28/2017	140	Grainger, W.W. Inc.	34,063.14	33,448.89	(614.25)
3/29/2017	430	Grainger, W.W. Inc.	104,622.49	102,967.35	(1,655.14)
3/31/2017	4500	CSL Limited ORD	149,319.87	730,349.60	581,029.72
3/31/2017		Australian Dollars (AUD)	730,349.60	427,351.80	(302,997.80)
4/3/2017	200	Grainger, W.W. Inc.	48,661.62	46,270.15	(2,391.47)
4/4/2017	140	Grainger, W.W. Inc.	34,063.14	32,323.78	(1,739.36)
4/5/2017	353	Grainger, W.W. Inc.	85,887.76	82,210.69	(3,677.07)
4/6/2017	170	Grainger, W.W. Inc.	41,362.38	39,188.61	(2,173.77)
4/7/2017	110	Grainger, W.W. Inc.	26,763.89	25,229.86	(1,534.03)
4/10/2017	41	Syngenta AG ORD	14,310.86	18,439.08	4,128.23
4/10/2017		Swiss Francs (CHF)	18,439.08	18,391.73	(47.35)
4/10/2017	360	Grainger, W.W. Inc.	87,590.92	82,767.36	(4,823.56)
4/11/2017	93	Syngenta AG ORD	32,461.21	41,688.42	9,227.21
4/11/2017		Swiss Francs (CHF)	41,688.42	41,477.78	(210.64)
4/11/2017	120	Grainger, W.W. Inc.	29,196.97	27,523.72	(1,673.25)
4/12/2017	43	Syngenta AG ORD	15,008.95	19,275.21	4,266.26
4/12/2017		Swiss Francs (CHF)	19,275.21	19,246.78	(28.43)
4/13/2017	47	Syngenta AG ORD	16,405.13	21,025.23	4,620.10
4/13/2017		Swiss Francs (CHF)	21,025.23	21,046.44	21.21
4/13/2017	140	Grainger, W.W. Inc.	34,063.14	31,289.08	(2,774.06)
4/17/2017	130	Grainger, W.W. Inc.	31,630.05	28,966.80	(2,663.25)
4/18/2017	249	Syngenta AG ORD	86,912.28	113,812.80	26,900.52
4/18/2017		Swiss Francs (CHF)	113,812.80	114,018.48	205.68
4/18/2017	233	Grainger, W.W. Inc.	56,690.79	46,622.13	(10,068.66)

4/19/2017	209 Syngenta AG ORD	72,950.47	95,883.27	22,932.80
4/19/2017	Swiss Francs (CHF)	95,883.27	95,854.66	(28.61)
4/19/2017	231 Grainger, W.W. Inc.	56,204.17	44,787.77	(11,416.40)
4/21/2017	91 Syngenta AG ORD	31,763.12	41,804.04	10,040.91
4/21/2017	Swiss Francs (CHF)	41,804.04	41,901.71	97.67
4/24/2017	42 Syngenta AG ORD	14,659.90	19,183.98	4,524.08
4/24/2017	Swiss Francs (CHF)	19,183.98	19,167.08	(16.90)
4/24/2017	2805 C.R. Bard, Inc.	222,240.31	851,835.31	629,595.00
4/25/2017	73 Syngenta AG ORD	25,480.31	33,359.73	7,879.42
4/25/2017	Swiss Francs (CHF)	33,359.73	33,377.41	17.68
4/25/2017	2588 C.R. Bard, Inc.	205,047.39	786,702.48	581,655.09
4/26/2017	20 Syngenta AG ORD	6,980.91	9,169.46	2,188.55
4/26/2017	Swiss Francs (CHF)	9,169.46	9,169.46	-
4/26/2017	1552 C.R. Bard, Inc.	122,965.05	471,555.57	348,590.52
4/28/2017	Danish Kroners (DKK)	36,209.70	36,199.75	(9.95)
4/28/2017	610 C.R. Bard, Inc.	48,330.34	187,032.36	138,702.02
5/1/2017	Danish Kroners (DKK)	21,766.65	21,766.65	-
5/1/2017	345 C.R. Bard, Inc.	27,334.37	105,957.00	78,622.63
5/2/2017	European Currency (EMU)	839,558.54	839,558.54	-
5/2/2017	Danish Kroners (DKK)	69,944.53	69,788.79	(155.74)
5/3/2017	Danish Kroners (DKK)	27,670.94	27,609.27	(61.67)
5/3/2017	Danish Kroners (DKK)	9,568.84	9,547.51	(21.33)
5/8/2017	Danish Kroners (DKK)	95,266.43	94,808.11	(458.32)
5/9/2017	Danish Kroners (DKK)	98,111.95	98,099.67	(12.28)
5/11/2017	Danish Kroners (DKK)	72,286.75	72,701.40	414.65
5/19/2017	465 Contra ORD	376,968.94	502,200.00	125,231.06
6/27/2017	600 Alphabet Inc. - Class A	145,764.82	573,001.98	427,237.16
6/27/2017	600 Intuitive Surgical, Inc.	247,045.64	560,746.70	313,701.06
6/27/2017	3000 Johnson & Johnson	183,022.60	407,376.60	224,354.00
6/27/2017	2900 Mastercard Inc.	67,361.85	357,033.06	289,671.21
6/27/2017	8600 Oracle Corporation	182,853.01	438,684.92	255,831.91
6/27/2017	13000 Taiwan Semiconductor Mfg Company (ADR)	232,406.83	457,722.75	225,315.92
6/29/2017	1900 CSL Limited ORD	63,046.17	352,174.07	289,127.90
6/29/2017	Australian Dollars (AUD)	352,174.07	203,897.80	(148,276.27)
6/29/2017	4700 Nestle SA ORD	181,231.83	409,345.21	228,113.38
6/29/2017	Swiss Francs (CHF)	409,345.21	413,359.96	4,014.75
6/29/2017	1800 Loreal ORD	173,018.17	388,710.57	215,692.40
6/29/2017	European Currency (EMU)	388,710.57	394,059.94	5,349.37
6/30/2017	800 Keyence Corporation ORD	69,094.80	363,440.85	294,346.05
6/30/2017	Japanese Yen (JPY)	363,440.85	363,440.85	-
7/10/2017	4606 Automatic Data Processing, Inc.	192,189.57	483,009.18	290,819.61
7/11/2017	934 Automatic Data Processing, Inc.	38,972.01	95,411.02	56,439.01
7/12/2017	569 Automatic Data Processing, Inc.	23,742.05	58,345.41	34,603.36
7/13/2017	156 LVMH Moet-Hennessy ORD	26,677.62	38,238.49	11,560.87
7/13/2017	European Currency (EMU)	38,238.49	38,451.10	212.61
7/13/2017	488 Automatic Data Processing, Inc.	20,362.25	49,540.24	29,177.99
7/14/2017	1357 LVMH Moet-Hennessy ORD	232,061.11	334,939.33	102,878.22
7/14/2017	European Currency (EMU)	334,939.33	334,180.23	(759.10)
7/14/2017	357 Automatic Data Processing, Inc.	14,896.15	36,151.57	21,255.42
7/17/2017	787 LVMH Moet-Hennessy ORD	134,585.18	195,541.52	60,956.34
7/17/2017	European Currency (EMU)	195,541.52	195,483.65	(57.87)
7/17/2017	246 Automatic Data Processing, Inc.	10,264.58	24,960.89	14,696.31
8/11/2017	Canadian Dollar (CAD)	55,879.11	55,956.66	77.55
8/14/2017	Canadian Dollar (CAD)	163,173.92	163,096.37	(77.55)
8/25/2017	13400 Suncor Energy Inc. ORD	493,720.92	421,309.00	(72,411.92)

8/28/2017	179000	Hong Kong & China Gas Ltd ORD	174,995.79	334,382.38	159,386.59
8/28/2017	9500	Denso Corporation ORD	375,647.92	458,037.90	82,389.98
8/30/2017		Canadian Dollar (CAD)	421,309.00	421,309.00	-
8/31/2017		Japanese Yen (JPY)	458,037.90	458,037.90	-
8/31/2017		Canadian Dollar (CAD)	215,621.04	215,621.04	-
8/31/2017	27000	Hong Kong & China Gas Ltd ORD	26,396.01	50,458.30	24,062.29
8/31/2017		Hong Kong Dollars (HKD)	50,458.30	50,458.30	-
9/1/2017		Hong Kong Dollars (HKD)	10,331.21	10,322.46	(8.75)
9/11/2017		Canadian Dollar (CAD)	225,292.68	225,292.68	-
9/21/2017		Canadian Dollar (CAD)	222,404.31	222,404.31	-
10/11/2017	1132	Suncor Energy Inc. ORD	41,708.36	39,195.00	(2,513.36)
10/12/2017	519	Suncor Energy Inc. ORD	19,122.47	17,598.45	(1,524.03)
10/12/2017	1484	Suncor Energy Inc. ORD	54,677.75	50,189.03	(4,488.72)
10/12/2017		Canadian Dollar (CAD)	39,201.37	39,195.00	(6.37)
10/12/2017		Canadian Dollar (CAD)	17,596.80	17,598.45	1.65
10/12/2017		Canadian Dollar (CAD)	50,184.32	50,189.03	4.71
10/13/2017	2096	Suncor Energy Inc. ORD	77,226.79	70,392.55	(6,834.25)
10/13/2017		Canadian Dollar (CAD)	70,392.55	70,392.55	-
10/16/2017		Canadian Dollar (CAD)	50,178.96	50,251.26	72.30
10/16/2017	1484	Suncor Energy Inc. ORD	54,677.75	50,178.96	(4,498.79)
10/16/2017		Canadian Dollar (CAD)	58,579.08	58,663.48	84.40
10/16/2017	1736	Suncor Energy Inc. ORD	63,962.65	58,579.08	(5,383.57)
10/17/2017		Canadian Dollar (CAD)	40,716.57	40,740.43	23.86
10/17/2017	1484	Suncor Energy Inc. ORD	54,677.75	50,052.73	(4,625.02)
10/17/2017	3629	Suncor Energy Inc. ORD	133,709.94	122,377.25	(11,332.70)
10/17/2017		Canadian Dollar (CAD)	50,052.73	50,052.73	-
10/17/2017		Canadian Dollar (CAD)	81,660.68	81,660.68	-
10/18/2017		Canadian Dollar (CAD)	40,897.13	40,716.57	(180.57)
10/18/2017	1210	Suncor Energy Inc. ORD	44,582.26	40,897.13	(3,685.13)
10/18/2017	742	Suncor Energy Inc. ORD	27,338.87	25,119.51	(2,219.37)
10/18/2017		Canadian Dollar (CAD)	25,119.51	25,119.51	-
10/19/2017	1484	Suncor Energy Inc. ORD	54,677.75	49,950.18	(4,727.57)
10/19/2017	2116	Suncor Energy Inc. ORD	77,963.69	71,135.77	(6,827.93)
10/20/2017	2369	Suncor Energy Inc. ORD	87,285.44	78,892.76	(8,392.68)
10/21/2017		Canadian Dollar (CAD)	49,716.12	49,950.18	234.06
10/21/2017		Canadian Dollar (CAD)	70,802.44	71,135.77	333.33
10/22/2017		Canadian Dollar (CAD)	79,460.14	78,892.76	(567.38)
10/23/2017	1150	Suncor Energy Inc. ORD	42,371.57	38,259.37	(4,112.20)
10/23/2017		Canadian Dollar (CAD)	38,259.37	38,259.37	-
10/24/2017	1936	Suncor Energy Inc. ORD	71,331.62	64,034.18	(7,297.44)
10/24/2017	2978	Suncor Energy Inc. ORD	109,723.95	98,468.86	(11,255.09)
10/25/2017	3441	Suncor Energy Inc. ORD	126,783.11	113,224.53	(13,558.59)
10/25/2017		Canadian Dollar (CAD)	113,224.53	113,224.53	-
10/26/2017		Canadian Dollar (CAD)	49,839.18	49,869.40	30.22
10/26/2017	1489	Suncor Energy Inc. ORD	54,861.97	49,839.18	(5,022.80)
10/26/2017		Canadian Dollar (CAD)	153,954.81	154,048.18	93.37
10/26/2017	4609	Suncor Energy Inc. ORD	169,817.89	153,954.81	(15,863.08)
10/27/2017		Canadian Dollar (CAD)	42,671.70	42,636.52	(35.17)
10/27/2017	1266	Suncor Energy Inc. ORD	46,645.57	42,671.70	(3,973.88)
10/27/2017		Canadian Dollar (CAD)	107,271.81	107,183.40	(88.42)
10/27/2017	3182	Suncor Energy Inc. ORD	117,240.30	107,271.81	(9,968.49)
11/1/2017	4475	Suncor Energy Inc. ORD	164,880.68	151,929.70	(12,950.98)
11/1/2017	1812	Suncor Energy Inc. ORD	66,762.86	61,241.92	(5,520.94)
11/1/2017		Canadian Dollar (CAD)	61,148.97	61,241.92	92.95
11/1/2017	1742	Suncor Energy Inc. ORD	64,183.72	60,049.67	(4,134.05)

11/1/2017	Canadian Dollar (CAD)	59,997.37	60,049.67	52.30
11/2/2017	1674 Suncor Energy Inc. ORD	61,678.27	56,842.55	(4,835.72)
11/2/2017	Canadian Dollar (CAD)	56,882.10	56,842.55	(39.55)
11/2/2017	Canadian Dollar (CAD)	152,035.40	151,929.70	(105.70)
11/2/2017	Swiss Francs (CHF)	51,511.09	51,393.28	(117.81)
11/27/2017	500 Keyence Corporation ORD	43,184.25	307,288.29	264,104.04
11/27/2017	Japanese Yen (JPY)	307,288.29	307,288.29	-
11/27/2017	2100 Shin Etsu Chemical Co. ORD	131,477.15	238,666.18	107,189.03
11/27/2017	Japanese Yen (JPY)	238,666.18	238,666.18	-
11/27/2017	3200 Denso Corporation ORD	126,534.04	181,045.72	54,511.68
11/27/2017	Japanese Yen (JPY)	181,045.72	181,045.72	-
11/27/2017	1800 Fanuc Ltd ORD	174,219.30	457,303.13	283,083.82
11/27/2017	Japanese Yen (JPY)	457,303.13	457,303.13	-
11/28/2017	2200 Novartis AG ORD	186,618.18	187,432.86	814.67
11/28/2017	Swiss Francs (CHF)	187,432.86	186,578.05	(854.81)
11/28/2017	800 Roche Holdings AG ORD	194,296.65	201,501.72	7,205.07
11/28/2017	Swiss Francs (CHF)	201,501.72	200,582.75	(918.97)
11/28/2017	2000 Nestle SA ORD	77,119.93	175,452.25	98,332.32
11/28/2017	Swiss Francs (CHF)	175,452.25	174,652.08	(800.17)
11/28/2017	15200 Novo Nordisk A/S-B ORD	291,971.42	788,269.00	496,297.58
11/28/2017	Danish Kroners (DKK)	788,269.00	782,689.72	(5,579.28)
11/28/2017	1900 Kone OYJ-B ORD	90,122.10	98,416.63	8,294.53
11/28/2017	European Currency (EMU)	98,416.63	97,720.28	(696.35)
11/28/2017	1400 LVMH Moet-Hennessy ORD	239,414.55	412,449.82	173,035.26
11/28/2017	European Currency (EMU)	412,449.82	409,531.51	(2,918.31)
11/28/2017	1226 Essilor International SA ORD	75,799.14	156,328.05	80,528.91
11/28/2017	European Currency (EMU)	156,328.05	155,221.94	(1,106.11)
11/28/2017	5100 Inditex ORD	56,837.73	179,849.33	123,011.60
11/28/2017	European Currency (EMU)	179,849.33	178,576.80	(1,272.53)
11/28/2017	800 L'Oréal ORD	76,896.96	178,452.62	101,555.66
11/28/2017	European Currency (EMU)	178,452.62	177,189.97	(1,262.65)
11/28/2017	8992 Compass Group ORD	152,126.12	183,660.07	31,533.95
11/28/2017	Pound Sterling (GBP)	183,660.07	184,524.33	864.26
11/28/2017	1700 Reckitt Benckiser PLC ORD	90,027.63	148,551.16	58,523.53
11/28/2017	Pound Sterling (GBP)	148,551.16	149,250.21	699.05
11/28/2017	47200 AIA Group LTD ORD	203,420.12	399,424.21	196,004.09
11/28/2017	Hong Kong Dollars (HKD)	399,424.21	399,424.21	-
11/28/2017	68000 Hong Kong & China Gas Ltd ORD	66,478.85	132,937.14	66,458.29
11/28/2017	Hong Kong Dollars (HKD)	132,937.14	132,937.14	-
11/28/2017	168000 Cnooc Ltd ORD	201,909.56	226,526.09	24,616.53
11/28/2017	17000 China Mobile LTD ORD	178,610.46	174,674.05	(3,936.41)
11/28/2017	Hong Kong Dollars (HKD)	174,674.05	174,674.05	-
11/28/2017	5100 Hennes & Mauritz AB ORD	150,152.88	119,388.89	(30,763.99)
11/28/2017	Swedish Kroners (SEK)	119,388.89	118,241.27	(1,147.62)
11/28/2017	1900 Alimentation Couche ORD	92,115.66	96,644.55	4,528.89
11/28/2017	Canadian Dollar (CAD)	96,644.55	96,644.55	-
11/28/2017	2600 Schlumberger Ltd.	222,367.63	161,100.35	(61,267.28)
11/28/2017	1400 Adobe Systems Inc.	52,111.91	259,254.54	207,142.63
11/28/2017	200 Alphabet Inc. - Class C	48,635.92	210,063.65	161,427.73
11/28/2017	2500 Amphenol Corp.	46,782.18	227,332.28	180,550.10
11/28/2017	1200 Automatic Data Processing, Inc.	50,071.10	133,289.98	83,218.88
11/28/2017	2900 Cerner Corp	155,811.15	200,704.66	44,893.51
11/28/2017	5600 Cisco Systems, Inc.	154,321.17	210,375.19	56,054.02
11/28/2017	3100 Cognizant Technology Solutions Corp.	191,399.65	225,816.61	34,416.96
11/28/2017	2500 Colgate-Palmolive Co.	108,980.18	181,711.83	72,731.65

11/28/2017	1900 The Walt Disney Company	178,722.92	195,474.95	16,752.03
11/28/2017	2400 EOG Resources Inc.	105,086.89	239,218.58	134,131.69
11/28/2017	1200 Edward Lifesciences Corp	132,612.92	134,707.30	2,094.38
11/28/2017	4000 Fastenal Co.	78,277.68	198,606.73	120,329.05
11/28/2017	1900 Gilead Sciences Inc.	192,258.81	137,286.81	(54,972.00)
11/28/2017	1600 Intuitive Surgical, Inc.	219,596.13	644,067.06	424,470.93
11/28/2017	1300 Johnson & Johnson	79,309.79	181,519.26	102,209.47
11/28/2017	1500 Mastercard Inc.	34,842.34	231,151.01	196,308.67
11/28/2017	2900 Microsoft Corporation	84,852.67	245,644.05	160,791.38
11/28/2017	3300 Nike Inc. Class B	45,893.35	195,991.16	150,097.81
11/28/2017	3800 Oracle Corporation	80,795.52	186,222.64	105,427.12
11/28/2017	1400 Praxair Inc.	152,046.85	217,095.84	65,048.99
11/28/2017	3000 Starbucks Corporation	157,710.32	168,897.81	11,187.49
11/28/2017	1500 Stryker Corporation	123,019.13	232,920.56	109,901.43
11/28/2017	2500 TJX Companies, Inc.	89,276.20	179,553.75	90,277.55
11/28/2017	5000 Taiwan Semiconductor Mfg Company (ADR)	89,387.24	205,031.21	115,643.97
11/30/2017	1700 CSL Limited ORD	56,409.73	190,683.32	134,273.59
11/30/2017	Australian Dollars (AUD)	190,683.32	191,014.92	331.60

TOTAL GAINS				11,802,730.72
TOTAL LOSSES				(909,304.74)

		26,867,040.87	37,760,466.84	10,893,425.97
=====				

FEDERAL FOOTNOTES

PAGE 4 - PART VII-A: STATEMENTS REGARDING ACTIVITIES

QUESTION 6: "THE FOUNDATION HAS TAKEN NO ACTION TO BE EXCLUDED FROM THE APPLICABLE STATE LEGISLATION RELATING TO IRC SECTION 508(E)".