

For Paperwork Reduction Act Notice, see the separate instructions.

**Part III Statement of Program Service Accomplishments**Check if Schedule O contains a response or note to any line in this Part III ☐**1** Briefly describe the organization's mission

HEALTH BENEFIT FUND

**2** Did the organization undertake any significant program services during the year which were not listed on the prior Form 990 or 990-EZ? ☐ Yes ☒ No














If "Yes," describe these new services on Schedule O

**3** Did the organization cease conducting, or make significant changes in how it conducts, any program services? ☐ Yes ☒ No

If "Yes," describe these changes on Schedule O

**4** Describe the organization's program service accomplishments for each of its three largest program services, as measured by expenses. Section 501(c)(3) and 501(c)(4) organizations are required to report the amount of grants and allocations to others, the total expenses, and revenue, if any, for each program service reported**4a** (Code ) (Expenses \$ including grants of \$ ) (Revenue \$ )  
See Additional Data**4b** (Code ) (Expenses \$ including grants of \$ ) (Revenue \$ )**4c** (Code ) (Expenses \$ including grants of \$ ) (Revenue \$ )**4d** Other program services (Describe in Schedule O )  
(Expenses \$ including grants of \$ ) (Revenue \$ )**4e** Total program service expenses ►

**Part IV Checklist of Required Schedules**

|   | Yes        | No  |
|---|------------|-----|
| <b>1</b> Is the organization described in section 501(c)(3) or 4947(a)(1) (other than a private foundation)? <i>If "Yes," complete Schedule A</i> . . . . .   | <b>1</b>   | No  |
| <b>2</b> Is the organization required to complete <i>Schedule B, Schedule of Contributors</i> (see instructions)? . . . . .   | <b>2</b>   | No  |
| <b>3</b> Did the organization engage in direct or indirect political campaign activities on behalf of or in opposition to candidates for public office? <i>If "Yes," complete Schedule C, Part I</i> . . . . .  | <b>3</b>   | No  |
| <b>4 Section 501(c)(3) organizations.</b><br>Did the organization engage in lobbying activities, or have a section 501(h) election in effect during the tax year?<br><i>If "Yes," complete Schedule C, Part II</i> . . . . .  | <b>4</b>   |     |
| <b>5</b> Is the organization a section 501(c)(4), 501(c)(5), or 501(c)(6) organization that receives membership dues, assessments, or similar amounts as defined in Revenue Procedure 98-19?<br><i>If "Yes," complete Schedule C, Part III</i> . . . . .  | <b>5</b>   | No  |
| <b>6</b> Did the organization maintain any donor advised funds or any similar funds or accounts for which donors have the right to provide advice on the distribution or investment of amounts in such funds or accounts?<br><i>If "Yes," complete Schedule D, Part I</i>  . . . . .                                     | <b>6</b>   | No  |
| <b>7</b> Did the organization receive or hold a conservation easement, including easements to preserve open space, the environment, historic land areas, or historic structures? <i>If "Yes," complete Schedule D, Part II</i>  . . . . .   | <b>7</b>   | No  |
| <b>8</b> Did the organization maintain collections of works of art, historical treasures, or other similar assets?<br><i>If "Yes," complete Schedule D, Part III</i>  . . . . .  | <b>8</b>   | No  |
| <b>9</b> Did the organization report an amount in Part X, line 21 for escrow or custodial account liability, serve as a custodian for amounts not listed in Part X, or provide credit counseling, debt management, credit repair, or debt negotiation services? <i>If "Yes," complete Schedule D, Part IV</i>  . . . . . | <b>9</b>   | No  |
| <b>10</b> Did the organization, directly or through a related organization, hold assets in temporarily restricted endowments, permanent endowments, or quasi-endowments? <i>If "Yes," complete Schedule D, Part V</i>  . . . . .   | <b>10</b>  | No  |
| <b>11</b> If the organization's answer to any of the following questions is "Yes," then complete Schedule D, Parts VI, VII, VIII, IX, or X as applicable  |            |     |
| <b>a</b> Did the organization report an amount for land, buildings, and equipment in Part X, line 10?<br><i>If "Yes," complete Schedule D, Part VI</i>  . . . . .  | <b>11a</b> | Yes |
| <b>b</b> Did the organization report an amount for investments—other securities in Part X, line 12 that is 5% or more of its total assets reported in Part X, line 16? <i>If "Yes," complete Schedule D, Part VII</i>  . . . . .   | <b>11b</b> | Yes |
| <b>c</b> Did the organization report an amount for investments—program related in Part X, line 13 that is 5% or more of its total assets reported in Part X, line 16? <i>If "Yes," complete Schedule D, Part VIII</i>  . . . . .   | <b>11c</b> | No  |
| <b>d</b> Did the organization report an amount for other assets in Part X, line 15 that is 5% or more of its total assets reported in Part X, line 16? <i>If "Yes," complete Schedule D, Part IX</i>  . . . . .   | <b>11d</b> | No  |
| <b>e</b> Did the organization report an amount for other liabilities in Part X, line 25? <i>If "Yes," complete Schedule D, Part X</i>  . . . . .   | <b>11e</b> | Yes |
| <b>f</b> Did the organization's separate or consolidated financial statements for the tax year include a footnote that addresses the organization's liability for uncertain tax positions under FIN 48 (ASC 740)? <i>If "Yes," complete Schedule D, Part X</i>  . . . . .  | <b>11f</b> | Yes |
| <b>12a</b> Did the organization obtain separate, independent audited financial statements for the tax year?<br><i>If "Yes," complete Schedule D, Parts XI and XII</i>  . . . . .   | <b>12a</b> | Yes |
| <b>b</b> Was the organization included in consolidated, independent audited financial statements for the tax year?<br><i>If "Yes," and if the organization answered "No" to line 12a, then completing Schedule D, Parts XI and XII is optional</i>  . . . . .  | <b>12b</b> | No  |
| <b>13</b> Is the organization a school described in section 170(b)(1)(A)(ii)? <i>If "Yes," complete Schedule E</i> . . . . .  | <b>13</b>  | No  |
| <b>14a</b> Did the organization maintain an office, employees, or agents outside of the United States? . . . . .  | <b>14a</b> | No  |
| <b>b</b> Did the organization have aggregate revenues or expenses of more than \$10,000 from grantmaking, fundraising, business, investment, and program service activities outside the United States, or aggregate foreign investments valued at \$100,000 or more? <i>If "Yes," complete Schedule F, Parts I and IV</i> . . . . .   | <b>14b</b> | No  |
| <b>15</b> Did the organization report on Part IX, column (A), line 3, more than \$5,000 of grants or other assistance to or for any foreign organization? <i>If "Yes," complete Schedule F, Parts II and IV</i> . . . . .   | <b>15</b>  | No  |
| <b>16</b> Did the organization report on Part IX, column (A), line 3, more than \$5,000 of aggregate grants or other assistance to or for foreign individuals? <i>If "Yes," complete Schedule F, Parts III and IV</i> . . . . .   | <b>16</b>  | No  |
| <b>17</b> Did the organization report a total of more than \$15,000 of expenses for professional fundraising services on Part IX, column (A), lines 6 and 11e? <i>If "Yes," complete Schedule G, Part I</i> (see instructions) . . . . .  | <b>17</b>  | No  |
| <b>18</b> Did the organization report more than \$15,000 total of fundraising event gross income and contributions on Part VIII, lines 1c and 8a? <i>If "Yes," complete Schedule G, Part II</i> . . . . .   | <b>18</b>  | No  |
| <b>19</b> Did the organization report more than \$15,000 of gross income from gaming activities on Part VIII, line 9a? <i>If "Yes," complete Schedule G, Part III</i> . . . . .   | <b>19</b>  | No  |

**Part IV Checklist of Required Schedules** (continued)

|  | Yes | No |
|--|-----|----|
| <b>20a</b> Did the organization operate one or more hospital facilities? <i>If "Yes," complete Schedule H . . . . .</i>  |     | No |
| <b>b</b> If "Yes" to line 20a, did the organization attach a copy of its audited financial statements to this return?  |     |    |
| <b>21</b> Did the organization report more than \$5,000 of grants or other assistance to any domestic organization or domestic government on Part IX, column (A), line 1? <i>If "Yes," complete Schedule I, Parts I and II . . . . .</i>   |     | No |
| <b>22</b> Did the organization report more than \$5,000 of grants or other assistance to or for domestic individuals on Part IX, column (A), line 2? <i>If "Yes," complete Schedule I, Parts I and III . . . . .</i>   |     | No |
| <b>23</b> Did the organization answer "Yes" to Part VII, Section A, line 3, 4, or 5 about compensation of the organization's current and former officers, directors, trustees, key employees, and highest compensated employees? <i>If "Yes," complete Schedule J . . . . .</i>  | Yes |    |
| <b>24a</b> Did the organization have a tax-exempt bond issue with an outstanding principal amount of more than \$100,000 as of the last day of the year, that was issued after December 31, 2002? <i>If "Yes," answer lines 24b through 24d and complete Schedule K. If "No," go to line 25a . . . . .</i>                           |     | No |
| <b>b</b> Did the organization invest any proceeds of tax-exempt bonds beyond a temporary period exception? . . . .   |     |    |
| <b>c</b> Did the organization maintain an escrow account other than a refunding escrow at any time during the year to defease any tax-exempt bonds? . . . . .  |     |    |
| <b>d</b> Did the organization act as an "on behalf of" issuer for bonds outstanding at any time during the year? . . . .   |     |    |
| <b>25a Section 501(c)(3), 501(c)(4), and 501(c)(29) organizations.</b><br>Did the organization engage in an excess benefit transaction with a disqualified person during the year? <i>If "Yes," complete Schedule L, Part I . . . . .</i>  |     |    |
| <b>b</b> Is the organization aware that it engaged in an excess benefit transaction with a disqualified person in a prior year, and that the transaction has not been reported on any of the organization's prior Forms 990 or 990-EZ?<br><i>If "Yes," complete Schedule L, Part I . . . . .</i>                                     |     |    |
| <b>26</b> Did the organization report any amount on Part X, line 5, 6, or 22 for receivables from or payables to any current or former officers, directors, trustees, key employees, highest compensated employees, or disqualified persons?<br><i>If "Yes," complete Schedule L, Part II . . . . .</i>                              |     | No |
| <b>27</b> Did the organization provide a grant or other assistance to an officer, director, trustee, key employee, substantial contributor or employee thereof, a grant selection committee member, or to a 35% controlled entity or family member of any of these persons? <i>If "Yes," complete Schedule L, Part III . . . . .</i> |     | No |
| <b>28</b> Was the organization a party to a business transaction with one of the following parties (see Schedule L, Part IV instructions for applicable filing thresholds, conditions, and exceptions)   |     |    |
| <b>a</b> A current or former officer, director, trustee, or key employee? <i>If "Yes," complete Schedule L, Part IV . . . . .</i>  |     | No |
| <b>b</b> A family member of a current or former officer, director, trustee, or key employee? <i>If "Yes," complete Schedule L, Part IV . . . . .</i>   |     | No |
| <b>c</b> An entity of which a current or former officer, director, trustee, or key employee (or a family member thereof) was an officer, director, trustee, or direct or indirect owner? <i>If "Yes," complete Schedule L, Part IV . . . . .</i>   |     | No |
| <b>29</b> Did the organization receive more than \$25,000 in non-cash contributions? <i>If "Yes," complete Schedule M . . . . .</i>  |     | No |
| <b>30</b> Did the organization receive contributions of art, historical treasures, or other similar assets, or qualified conservation contributions? <i>If "Yes," complete Schedule M . . . . .</i>  |     | No |
| <b>31</b> Did the organization liquidate, terminate, or dissolve and cease operations? <i>If "Yes," complete Schedule N, Part I . . . . .</i>  |     | No |
| <b>32</b> Did the organization sell, exchange, dispose of, or transfer more than 25% of its net assets?<br><i>If "Yes," complete Schedule N, Part II . . . . .</i>   |     | No |
| <b>33</b> Did the organization own 100% of an entity disregarded as separate from the organization under Regulations sections 301.7701-2 and 301.7701-3? <i>If "Yes," complete Schedule R, Part I . . . . .</i>  |     | No |
| <b>34</b> Was the organization related to any tax-exempt or taxable entity? <i>If "Yes," complete Schedule R, Part II, III, or IV, and Part V, line 1 . . . . .</i>  | Yes |    |
| <b>35a</b> Did the organization have a controlled entity within the meaning of section 512(b)(13)?   |     | No |
| <b>b</b> If "Yes" to line 35a, did the organization receive any payment from or engage in any transaction with a controlled entity within the meaning of section 512(b)(13)? <i>If "Yes," complete Schedule R, Part V, line 2 . . . . .</i>  |     |    |
| <b>36 Section 501(c)(3) organizations.</b> Did the organization make any transfers to an exempt non-charitable related organization? <i>If "Yes," complete Schedule R, Part V, line 2 . . . . .</i>  |     |    |
| <b>37</b> Did the organization conduct more than 5% of its activities through an entity that is not a related organization and that is treated as a partnership for federal income tax purposes? <i>If "Yes," complete Schedule R, Part VI . . . . .</i>   |     | No |
| <b>38</b> Did the organization complete Schedule O and provide explanations in Schedule O for Part VI, lines 11b and 19? <b>Note.</b> All Form 990 filers are required to complete Schedule O . . . . .  | Yes |    |

**Part V Statements Regarding Other IRS Filings and Tax Compliance**Check if Schedule O contains a response or note to any line in this Part V ☐

|            |  | Yes   | No |
|------------|--|-------|----|
| <b>1a</b>  | Enter the number reported in Box 3 of Form 1096. Enter -0- if not applicable.  | 173   |    |
| <b>b</b>   | Enter the number of Forms W-2G included in line 1a. Enter -0- if not applicable.   | 0     |    |
| <b>c</b>   | Did the organization comply with backup withholding rules for reportable payments to vendors and reportable gaming (gambling) winnings to prize winners?   | Yes   |    |
| <b>2a</b>  | Enter the number of employees reported on Form W-3, Transmittal of Wage and Tax Statements, filed for the calendar year ending with or within the year covered by this return.   | 1,886 |    |
| <b>b</b>   | If at least one is reported on line 2a, did the organization file all required federal employment tax returns?<br><b>Note.</b> If the sum of lines 1a and 2a is greater than 250, you may be required to e-file (see instructions).        | Yes   |    |
| <b>3a</b>  | Did the organization have unrelated business gross income of \$1,000 or more during the year?  |       | No |
| <b>b</b>   | If "Yes," has it filed a Form 990-T for this year? If "No" to line 3b, provide an explanation in Schedule O.   |       |    |
| <b>4a</b>  | At any time during the calendar year, did the organization have an interest in, or a signature or other authority over, a financial account in a foreign country (such as a bank account, securities account, or other financial account)? |       | No |
| <b>b</b>   | If "Yes," enter the name of the foreign country: _____<br>See instructions for filing requirements for FinCEN Form 114, Report of Foreign Bank and Financial Accounts (FBAR).  |       |    |
| <b>5a</b>  | Was the organization a party to a prohibited tax shelter transaction at any time during the tax year?  |       | No |
| <b>b</b>   | Did any taxable party notify the organization that it was or is a party to a prohibited tax shelter transaction?   |       | No |
| <b>c</b>   | If "Yes," to line 5a or 5b, did the organization file Form 8886-T?   |       |    |
| <b>6a</b>  | Does the organization have annual gross receipts that are normally greater than \$100,000, and did the organization solicit any contributions that were not tax deductible as charitable contributions?                                    |       | No |
| <b>b</b>   | If "Yes," did the organization include with every solicitation an express statement that such contributions or gifts were not tax deductible?  |       |    |
| <b>7</b>   | <b>Organizations that may receive deductible contributions under section 170(c).</b>   |       |    |
| <b>a</b>   | Did the organization receive a payment in excess of \$75 made partly as a contribution and partly for goods and services provided to the payor?  |       | No |
| <b>b</b>   | If "Yes," did the organization notify the donor of the value of the goods or services provided?  |       |    |
| <b>c</b>   | Did the organization sell, exchange, or otherwise dispose of tangible personal property for which it was required to file Form 8282?   |       | No |
| <b>d</b>   | If "Yes," indicate the number of Forms 8282 filed during the year.   |       |    |
| <b>e</b>   | Did the organization receive any funds, directly or indirectly, to pay premiums on a personal benefit contract?  |       |    |
| <b>f</b>   | Did the organization, during the year, pay premiums, directly or indirectly, on a personal benefit contract?   |       |    |
| <b>g</b>   | If the organization received a contribution of qualified intellectual property, did the organization file Form 8899 as required?   |       |    |
| <b>h</b>   | If the organization received a contribution of cars, boats, airplanes, or other vehicles, did the organization file a Form 1098-C?   |       |    |
| <b>8</b>   | <b>Sponsoring organizations maintaining donor advised funds.</b><br>Did a donor advised fund maintained by the sponsoring organization have excess business holdings at any time during the year?  |       |    |
| <b>9a</b>  | Did the sponsoring organization make any taxable distributions under section 4966?   |       |    |
| <b>b</b>   | Did the sponsoring organization make a distribution to a donor, donor advisor, or related person?  |       |    |
| <b>10</b>  | <b>Section 501(c)(7) organizations.</b> Enter  |       |    |
| <b>a</b>   | Initiation fees and capital contributions included on Part VIII, line 12.  |       |    |
| <b>b</b>   | Gross receipts, included on Form 990, Part VIII, line 12, for public use of club facilities.   |       |    |
| <b>11</b>  | <b>Section 501(c)(12) organizations.</b> Enter   |       |    |
| <b>a</b>   | Gross income from members or shareholders.   |       |    |
| <b>b</b>   | Gross income from other sources (Do not net amounts due or paid to other sources against amounts due or received from them.)   |       |    |
| <b>12a</b> | <b>Section 4947(a)(1) non-exempt charitable trusts.</b> Is the organization filing Form 990 in lieu of Form 1041?  |       |    |
| <b>b</b>   | If "Yes," enter the amount of tax-exempt interest received or accrued during the year.   |       |    |
| <b>13</b>  | <b>Section 501(c)(29) qualified nonprofit health insurance issuers.</b>  |       |    |
| <b>a</b>   | Is the organization licensed to issue qualified health plans in more than one state? <b>Note.</b> See the instructions for additional information the organization must report on Schedule O.  |       |    |
| <b>b</b>   | Enter the amount of reserves the organization is required to maintain by the states in which the organization is licensed to issue qualified health plans.   |       |    |
| <b>c</b>   | Enter the amount of reserves on hand.  |       |    |
| <b>14a</b> | Did the organization receive any payments for indoor tanning services during the tax year?   |       | No |
| <b>b</b>   | If "Yes," has it filed a Form 720 to report these payments? If "No," provide an explanation in Schedule O.   |       |    |

**Part VI Governance, Management, and Disclosure** For each "Yes" response to lines 2 through 7b below, and for a "No" response to lines 8a, 8b, or 10b below, describe the circumstances, processes, or changes in Schedule O. See instructions.

Check if Schedule O contains a response or note to any line in this Part VI ☒

**Section A. Governing Body and Management**

|           |   | Yes | No |
|-----------|---|-----|----|
| <b>1a</b> | Enter the number of voting members of the governing body at the end of the tax year   |     |    |
|           | If there are material differences in voting rights among members of the governing body, or if the governing body delegated broad authority to an executive committee or similar committee, explain in Schedule O    |     |    |
| <b>1b</b> | Enter the number of voting members included in line 1a, above, who are independent  |     |    |
| <b>2</b>  | Did any officer, director, trustee, or key employee have a family relationship or a business relationship with any other officer, director, trustee, or key employee?   |     | No |
| <b>3</b>  | Did the organization delegate control over management duties customarily performed by or under the direct supervision of officers, directors or trustees, or key employees to a management company or other person? |     | No |
| <b>4</b>  | Did the organization make any significant changes to its governing documents since the prior Form 990 was filed?  |     | No |
| <b>5</b>  | Did the organization become aware during the year of a significant diversion of the organization's assets?  |     | No |
| <b>6</b>  | Did the organization have members or stockholders?  |     | No |
| <b>7a</b> | Did the organization have members, stockholders, or other persons who had the power to elect or appoint one or more members of the governing body?  |     | No |
| <b>7b</b> | Are any governance decisions of the organization reserved to (or subject to approval by) members, stockholders, or persons other than the governing body?   |     | No |
| <b>8</b>  | Did the organization contemporaneously document the meetings held or written actions undertaken during the year by the following:   |     |    |
| <b>a</b>  | The governing body?   | Yes |    |
| <b>b</b>  | Each committee with authority to act on behalf of the governing body?   | Yes |    |
| <b>9</b>  | Is there any officer, director, trustee, or key employee listed in Part VII, Section A, who cannot be reached at the organization's mailing address? If "Yes," provide the names and addresses in Schedule O.       |     | No |

**Section B. Policies** (This Section B requests information about policies not required by the Internal Revenue Code.)

|            |  | Yes | No |
|------------|--|-----|----|
| <b>10a</b> | Did the organization have local chapters, branches, or affiliates?   |     | No |
| <b>10b</b> | If "Yes," did the organization have written policies and procedures governing the activities of such chapters, affiliates, and branches to ensure their operations are consistent with the organization's exempt purposes?   |     |    |
| <b>11a</b> | Has the organization provided a complete copy of this Form 990 to all members of its governing body before filing the form?  | Yes |    |
| <b>b</b>   | Describe in Schedule O the process, if any, used by the organization to review this Form 990.  |     |    |
| <b>12a</b> | Did the organization have a written conflict of interest policy? If "No," go to line 13.   | Yes |    |
| <b>12b</b> | Were officers, directors, or trustees, and key employees required to disclose annually interests that could give rise to conflicts?  | Yes |    |
| <b>12c</b> | Did the organization regularly and consistently monitor and enforce compliance with the policy? If "Yes," describe in Schedule O how this was done.  | Yes |    |
| <b>13</b>  | Did the organization have a written whistleblower policy?  | Yes |    |
| <b>14</b>  | Did the organization have a written document retention and destruction policy?   | Yes |    |
| <b>15</b>  | Did the process for determining compensation of the following persons include a review and approval by independent persons, comparability data, and contemporaneous substantiation of the deliberation and decision?   |     |    |
| <b>a</b>   | The organization's CEO, Executive Director, or top management official.  | Yes |    |
| <b>b</b>   | Other officers or key employees of the organization.   | Yes |    |
|            | If "Yes" to line 15a or 15b, describe the process in Schedule O (see instructions).  |     |    |
| <b>16a</b> | Did the organization invest in, contribute assets to, or participate in a joint venture or similar arrangement with a taxable entity during the year?  |     | No |
| <b>16b</b> | If "Yes," did the organization follow a written policy or procedure requiring the organization to evaluate its participation in joint venture arrangements under applicable federal tax law, and take steps to safeguard the organization's exempt status with respect to such arrangements? |     |    |

**Section C. Disclosure**

**17** List the States with which a copy of this Form 990 is required to be filed: \_\_\_\_\_

**18** Section 6104 requires an organization to make its Form 1023 (or 1024 if applicable), 990, and 990-T (501(c)(3)s only) available for public inspection. Indicate how you made these available. Check all that apply.

☐ Own website ☐ Another's website ☒ Upon request ☐ Other (explain in Schedule O)

**19** Describe in Schedule O whether (and if so, how) the organization made its governing documents, conflict of interest policy, and financial statements available to the public during the tax year.

**20** State the name, address, and telephone number of the person who possesses the organization's books and records.  
 ►KENNETH COLOMBO ADMINISTRATOR 8403 ARLINGTON BLVD STE 310 FAIRFAX, VA 220314601 (703) 739-7250

**Part VII Compensation of Officers, Directors, Trustees, Key Employees, Highest Compensated Employees, and Independent Contractors**

Check if Schedule O contains a response or note to any line in this Part VII ☐

**Section A. Officers, Directors, Trustees, Key Employees, and Highest Compensated Employees**

**1a** Complete this table for all persons required to be listed. Report compensation for the calendar year ending with or within the organization's tax year.

- List all of the organization's **current** officers, directors, trustees (whether individuals or organizations), regardless of amount of compensation. Enter -0- in columns (D), (E), and (F) if no compensation was paid.
- List all of the organization's **current** key employees, if any. See instructions for definition of "key employee."
- List the organization's five **current** highest compensated employees (other than an officer, director, trustee or key employee) who received reportable compensation (Box 5 of Form W-2 and/or Box 7 of Form 1099-MISC) of more than \$100,000 from the organization and any related organizations.
- List all of the organization's **former** officers, key employees, or highest compensated employees who received more than \$100,000 of reportable compensation from the organization and any related organizations.
- List all of the organization's **former directors or trustees** that received, in the capacity as a former director or trustee of the organization, more than \$10,000 of reportable compensation from the organization and any related organizations.

List persons in the following order: individual trustees or directors; institutional trustees; officers; key employees; highest compensated employees; and former such persons.

☐ Check this box if neither the organization nor any related organization compensated any current officer, director, or trustee

| (A)<br>Name and Title                          | (B)<br>Average hours per week (list any hours for related organizations below dotted line) | (C)<br>Position (do not check more than one box, unless person is both an officer and a director/trustee) |                       |         |              |                              |        | (D)<br>Reportable compensation from the organization (W-2/1099-MISC) | (E)<br>Reportable compensation from related organizations (W-2/1099-MISC) | (F)<br>Estimated amount of other compensation from the organization and related organizations |
|--|--|---|-----------------------|---------|--------------|------------------------------|--------|--|---|---|
|  |  | Individual trustee or director  | Institutional Trustee | Officer | Key employee | Highest compensated employee | Former |  |   |   |
| (1) DAVID ZIMMERMAN<br>.....<br>TRUSTEE        | 4 00<br>.....<br>60 00   | X   |                       |         |              |                              |        | 0  | 117,944   | 0   |
| (2) HANK MEYERS<br>.....<br>TRUSTEE            | 4 00<br>.....  | X   |                       |         |              |                              |        | 0  | 0   | 0   |
| (3) SCOTT PARKS<br>.....<br>TRUSTEE            | 4 00<br>.....<br>48 00   | X   |                       |         |              |                              |        | 0  | 120,329   | 63,844  |
| (4) JOHN UNGER<br>.....<br>TRUSTEE             | 4 00<br>.....  | X   |                       |         |              |                              |        | 0  | 0   | 0   |
| (5) ANTHONY CASTRELLO<br>.....<br>TRUSTEE      | 4 00<br>.....<br>40 00   | X   |                       |         |              |                              |        | 0  | 85,529  | 45,960  |
| (6) DAN MONAHAN<br>.....<br>TRUSTEE            | 4 00<br>.....  | X   |                       |         |              |                              |        | 0  | 0   | 0   |
| (7) DWAYNE STEPHENS<br>.....<br>TRUSTEE        | 4 00<br>.....<br>44 00   | X   |                       |         |              |                              |        | 0  | 98,319  | 48,908  |
| (8) GREGORY YOAK<br>.....<br>TRUSTEE - PAST    | 4 00<br>.....  | X   |                       |         |              |                              |        | 0  | 0   | 0   |
| (9) JAKE DENMAN<br>.....<br>TRUSTEE - PAST     | 4 00<br>.....  | X   |                       |         |              |                              |        | 0  | 0   | 0   |
| (10) JOHN TARR<br>.....<br>TRUSTEE - PAST      | 4 00<br>.....  | X   |                       |         |              |                              |        | 0  | 0   | 0   |
| (11) KENNETH COLOMBO<br>.....<br>ADMINISTRATOR | 40 00<br>.....   |   |                       |         | X            |                              |        | 190,627  | 0   | 86,057  |
|  |  |   |                       |         |              |                              |        |  |   |   |
|  |  |   |                       |         |              |                              |        |  |   |   |
|  |  |   |                       |         |              |                              |        |  |   |   |
|  |  |   |                       |         |              |                              |        |  |   |   |
|  |  |   |                       |         |              |                              |        |  |   |   |
|  |  |   |                       |         |              |                              |        |  |   |   |
|  |  |   |                       |         |              |                              |        |  |   |   |
|  |  |   |                       |         |              |                              |        |  |   |   |
|  |  |   |                       |         |              |                              |        |  |   |   |

[illegible]

2 Total number of individuals (including but not limited to those listed above) who received more than \$100,000 of reportable compensation from the organization ▶ 1

|   |   | Yes | No  |
|---|---|-----|-----|
| 3 | Did the organization list any <b>former</b> officer, director or trustee, key employee, or highest compensated employee on line 1a? <i>If "Yes," complete Schedule J for such individual</i> . . . . .  | 3   | No  |
| 4 | For any individual listed on line 1a, is the sum of reportable compensation and other compensation from the organization and related organizations greater than \$150,000? <i>If "Yes," complete Schedule J for such individual</i> . . . . . | 4   | Yes |
| 5 | Did any person listed on line 1a receive or accrue compensation from any unrelated organization or individual for services rendered to the organization? <i>If "Yes," complete Schedule J for such person</i> . . . . .                       | 5   | No  |

**1** Complete this table for your five highest compensated independent contractors that received more than \$100,000 of compensation from the organization. Report compensation for the calendar year ending with or within the organization's tax year.

2 Total number of independent contractors (including but not limited to those listed above) who received more than \$100,000 of compensation from the organization ► 11



**Part VIII** **Statement of Revenue**

Check if Schedule O contains a response or note to any line in this Part VIII ☐

Contributions, Gifts, Grants  
and Other Similar Amounts

|   |           |  |
|---|-----------|--|
| <b>1a</b> Federated campaigns . . .   | <b>1a</b> |  |
| <b>b</b> Membership dues . . .  | <b>1b</b> |  |
| <b>c</b> Fundraising events . . .   | <b>1c</b> |  |
| <b>d</b> Related organizations  | <b>1d</b> |  |
| <b>e</b> Government grants (contributions)  | <b>1e</b> |  |
| <b>f</b> All other contributions, gifts, grants,<br>and similar amounts not included<br>above | <b>1f</b> |  |
| <b>g</b> Noncash contributions included<br>in lines 1a-1f \$ _____                            |           |  |
| <b>h Total.</b> Add lines 1a-1f . . . . . ▶   |           |  |

| (A)<br>Total revenue | (B)<br>Related or<br>exempt<br>function<br>revenue | (C)<br>Unrelated<br>business<br>revenue | (D)<br>Revenue<br>excluded from<br>tax under sections<br>512-514 |
|----------------------|--|---|--|
|----------------------|--|---|--|

Program Service Revenue

|   |               |            |            |  |  |
|---|---------------|------------|------------|--|--|
| <b>2a</b> EMPLOYER CONTRIBUTIONS            | Business Code |            |            |  |  |
|   | 900099        | 62,489,646 | 62,489,646 |  |  |
| <b>b</b> _____                              |               |            |            |  |  |
| <b>c</b> _____                              |               |            |            |  |  |
| <b>d</b> _____                              |               |            |            |  |  |
| <b>e</b> _____                              |               |            |            |  |  |
| <b>f</b> All other program service revenue  |               |            |            |  |  |
| <b>g Total.</b> Add lines 2a-2f . . . . . ▶ |               | 62,489,646 |            |  |  |

|  |  |  |  |  |  |
|--|--|--|--|--|--|
|  |  |  |  |  |  |
|  |  |  |  |  |  |
|  |  |  |  |  |  |
|  |  |  |  |  |  |
|  |  |  |  |  |  |
|  |  |  |  |  |  |
|  |  |  |  |  |  |

Other Revenue

|  |                |               |            |   |            |
|--|----------------|---------------|------------|---|------------|
| <b>3</b> Investment income (including dividends, interest, and other similar amounts) . . . . . ▶  |                | 13,927,829    |            |   | 13,927,829 |
| <b>4</b> Income from investment of tax-exempt bond proceeds . . . . . ▶  |                |               |            |   |            |
| <b>5</b> Royalties . . . . . ▶   |                |               |            |   |            |
| <b>6a</b> Gross rents  | (i) Real       | (ii) Personal |            |   |            |
| <b>b</b> Less rental expenses  |                |               |            |   |            |
| <b>c</b> Rental income or (loss)   |                |               |            |   |            |
| <b>d</b> Net rental income or (loss) . . . . . ▶   |                |               |            |   |            |
| <b>7a</b> Gross amount from sales of assets other than inventory   | (i) Securities | (ii) Other    |            |   |            |
|  | 1,105,629,239  |               |            |   |            |
| <b>b</b> Less cost or other basis and sales expenses   |                |               |            |   |            |
|  | 1,064,665,368  |               |            |   |            |
| <b>c</b> Gain or (loss)  |                |               |            |   |            |
|  | 40,963,871     |               |            |   |            |
| <b>d</b> Net gain or (loss) . . . . . ▶  |                |               | 40,963,871 |   | 40,963,871 |
| <b>8a</b> Gross income from fundraising events (not including \$ _____ of contributions reported on line 1c) See Part IV, line 18 . . . . . <b>a</b> |                |               |            |   |            |
| <b>b</b> Less direct expenses . . . . . <b>b</b>   |                |               |            |   |            |
| <b>c</b> Net income or (loss) from fundraising events . . . . . ▶  |                |               |            |   |            |
| <b>9a</b> Gross income from gaming activities See Part IV, line 19 . . . . . <b>a</b>  |                |               |            |   |            |
| <b>b</b> Less direct expenses . . . . . <b>b</b>   |                |               |            |   |            |
| <b>c</b> Net income or (loss) from gaming activities . . . . . ▶   |                |               |            |   |            |
| <b>10a</b> Gross sales of inventory, less returns and allowances . . . . . <b>a</b>  |                |               |            |   |            |
| <b>b</b> Less cost of goods sold . . . . . <b>b</b>  |                |               |            |   |            |
| <b>c</b> Net income or (loss) from sales of inventory . . . . . ▶  |                |               |            |   |            |
| Miscellaneous Revenue  | Business Code  |               |            |   |            |
| <b>11a</b> REIMBURSED ADMIN EXPENSES   | 900099         | 107,134       |            |   | 107,134    |
| <b>b</b> _____   |                |               |            |   |            |
| <b>c</b> _____   |                |               |            |   |            |
| <b>d</b> All other revenue . . . . .   |                |               |            |   |            |
| <b>e Total.</b> Add lines 11a-11d . . . . . ▶  |                | 107,134       |            |   |            |
| <b>12 Total revenue.</b> See Instructions . . . . . ▶  |                | 117,488,480   | 62,489,646 | 0 | 54,998,834 |

**Part IX Statement of Functional Expenses**

Section 501(c)(3) and 501(c)(4) organizations must complete all columns. All other organizations must complete column (A).

Check if Schedule O contains a response or note to any line in this Part IX ☐**Do not include amounts reported on lines 6b, 7b, 8b, 9b, and 10b of Part VIII.**

|   | (A)<br>Total expenses | (B)<br>Program service expenses | (C)<br>Management and general expenses | (D)<br>Fundraising expenses |
|---|-----------------------|---------------------------------|--|-----------------------------|
| <b>1</b> Grants and other assistance to domestic organizations and domestic governments. See Part IV, line 21.  |                       |                                 |  |                             |
| <b>2</b> Grants and other assistance to domestic individuals. See Part IV, line 22.   |                       |                                 |  |                             |
| <b>3</b> Grants and other assistance to foreign organizations, foreign governments, and foreign individuals. See Part IV, line 15 and 16.   |                       |                                 |  |                             |
| <b>4</b> Benefits paid to or for members  | 35,134,164            |                                 |  |                             |
| <b>5</b> Compensation of current officers, directors, trustees, and key employees . . . . .   | 280,356               |                                 |  |                             |
| <b>6</b> Compensation not included above, to disqualified persons (as defined under section 4958(f)(1)) and persons described in section 4958(c)(3)(B) . . . . .  |                       |                                 |  |                             |
| <b>7</b> Other salaries and wages   | 710,621               |                                 |  |                             |
| <b>8</b> Pension plan accruals and contributions (include section 401(k) and 403(b) employer contributions) . . . . .   |                       |                                 |  |                             |
| <b>9</b> Other employee benefits . . . . .  | 396,507               |                                 |  |                             |
| <b>10</b> Payroll taxes . . . . .   | 67,854                |                                 |  |                             |
| <b>11</b> Fees for services (non-employees)   |                       |                                 |  |                             |
| <b>a</b> Management . . . . .   |                       |                                 |  |                             |
| <b>b</b> Legal . . . . .  | 61,415                |                                 |  |                             |
| <b>c</b> Accounting . . . . .   | 90,000                |                                 |  |                             |
| <b>d</b> Lobbying . . . . .   |                       |                                 |  |                             |
| <b>e</b> Professional fundraising services. See Part IV, line 17.   |                       |                                 |  |                             |
| <b>f</b> Investment management fees . . . . .   | 2,933,237             |                                 |  |                             |
| <b>g</b> Other (If line 11g amount exceeds 10% of line 25, column (A) amount, list line 11g expenses on Schedule O)   | 691,917               |                                 |  |                             |
| <b>12</b> Advertising and promotion . . . . .   | 9,245                 |                                 |  |                             |
| <b>13</b> Office expenses . . . . .   | 79,791                |                                 |  |                             |
| <b>14</b> Information technology . . . . .  | 85,465                |                                 |  |                             |
| <b>15</b> Royalties . . . . .   |                       |                                 |  |                             |
| <b>16</b> Occupancy . . . . .   | 158,244               |                                 |  |                             |
| <b>17</b> Travel . . . . .  | 12,820                |                                 |  |                             |
| <b>18</b> Payments of travel or entertainment expenses for any federal, state, or local public officials . . . . .  |                       |                                 |  |                             |
| <b>19</b> Conferences, conventions, and meetings . . . . .  | 49,100                |                                 |  |                             |
| <b>20</b> Interest . . . . .  |                       |                                 |  |                             |
| <b>21</b> Payments to affiliates . . . . .  |                       |                                 |  |                             |
| <b>22</b> Depreciation, depletion, and amortization . . . . .   | 5,235                 |                                 |  |                             |
| <b>23</b> Insurance . . . . .   | 76,436                |                                 |  |                             |
| <b>24</b> Other expenses. Itemize expenses not covered above (List miscellaneous expenses in line 24e. If line 24e amount exceeds 10% of line 25, column (A) amount, list line 24e expenses on Schedule O.)   |                       |                                 |  |                             |
| <b>a</b> BANK FEES  | 20,199                |                                 |  |                             |
| <b>b</b> PCORI FEES   | 7,002                 |                                 |  |                             |
| <b>c</b>  |                       |                                 |  |                             |
| <b>d</b>  |                       |                                 |  |                             |
| <b>e</b> All other expenses   |                       |                                 |  |                             |
| <b>25</b> Total functional expenses. Add lines 1 through 24e  | 40,869,608            |                                 |  |                             |
| <b>26</b> Joint costs. Complete this line only if the organization reported in column (B) joint costs from a combined educational campaign and fundraising solicitation.<br>Check here <input type="checkbox"/> if following SOP 98-2 (ASC 958-720) |                       |                                 |  |                             |

**Part X Balance Sheet**Check if Schedule O contains a response or note to any line in this Part IX ☐

|                                    |  |   |             | (A)<br>Beginning of year |             | (B)<br>End of year |        |
|------------------------------------|--|---|-------------|--------------------------|-------------|--------------------|--------|
| <b>Assets</b>                      | <b>1</b>   | Cash—non-interest-bearing . . . . .   |             | 51,571                   | <b>1</b>    |                    |        |
|                                    | <b>2</b>   | Savings and temporary cash investments . . . . .  |             | 62,036,387               | <b>2</b>    | 99,598,913         |        |
|                                    | <b>3</b>   | Pledges and grants receivable, net . . . . .  |             |                          | <b>3</b>    |                    |        |
|                                    | <b>4</b>   | Accounts receivable, net . . . . .  |             | 7,440,336                | <b>4</b>    | 7,822,505          |        |
|                                    | <b>5</b>   | Loans and other receivables from current and former officers, directors, trustees, key employees, and highest compensated employees. Complete Part II of Schedule L . . . . .   |             |                          | <b>5</b>    |                    |        |
|                                    | <b>6</b>   | Loans and other receivables from other disqualified persons (as defined under section 4958(f)(1)), persons described in section 4958(c)(3)(B), and contributing employers and sponsoring organizations of section 501(c)(9) voluntary employees' beneficiary organizations (see instructions). Complete Part II of Schedule L . . . . . |             |                          | <b>6</b>    |                    |        |
|                                    | <b>7</b>   | Notes and loans receivable, net . . . . .   |             |                          | <b>7</b>    |                    |        |
|                                    | <b>8</b>   | Inventories for sale or use . . . . .   |             |                          | <b>8</b>    |                    |        |
|                                    | <b>9</b>   | Prepaid expenses and deferred charges . . . . .   |             | 30,366                   | <b>9</b>    | 110,484            |        |
|                                    | <b>10a</b>   | Land, buildings, and equipment: cost or other basis. Complete Part VI of Schedule D.  | <b>10a</b>  | 820,490                  |             |                    |        |
|                                    | <b>b</b>   | Less: accumulated depreciation  | <b>10b</b>  | 805,548                  | 20,178      | <b>10c</b>         | 14,942 |
|                                    | <b>11</b>  | Investments—publicly traded securities . . . . .  |             | 396,248,718              | <b>11</b>   | 469,795,513        |        |
|                                    | <b>12</b>  | Investments—other securities. See Part IV, line 11 . . . . .  |             | 309,426,829              | <b>12</b>   | 341,355,119        |        |
|                                    | <b>13</b>  | Investments—program-related. See Part IV, line 11 . . . . .   |             |                          | <b>13</b>   |                    |        |
|                                    | <b>14</b>  | Intangible assets . . . . .   |             |                          | <b>14</b>   |                    |        |
|                                    | <b>15</b>  | Other assets. See Part IV, line 11 . . . . .  |             | 83,916                   | <b>15</b>   |                    |        |
| <b>16</b>                          | <b>Total assets.</b> Add lines 1 through 15 (must equal line 34) . . . . .   |   | 775,338,301 | <b>16</b>                | 918,697,476 |                    |        |
| <b>Liabilities</b>                 | <b>17</b>  | Accounts payable and accrued expenses . . . . .   |             | 1,270,919                | <b>17</b>   | 878,557            |        |
|                                    | <b>18</b>  | Grants payable . . . . .  |             |                          | <b>18</b>   |                    |        |
|                                    | <b>19</b>  | Deferred revenue . . . . .  |             |                          | <b>19</b>   |                    |        |
|                                    | <b>20</b>  | Tax-exempt bond liabilities . . . . .   |             |                          | <b>20</b>   |                    |        |
|                                    | <b>21</b>  | Escrow or custodial account liability. Complete Part IV of Schedule D . . . . .   |             |                          | <b>21</b>   |                    |        |
|                                    | <b>22</b>  | Loans and other payables to current and former officers, directors, trustees, key employees, highest compensated employees, and disqualified persons. Complete Part II of Schedule L . . . . .  |             |                          | <b>22</b>   |                    |        |
|                                    | <b>23</b>  | Secured mortgages and notes payable to unrelated third parties . . . . .  |             |                          | <b>23</b>   |                    |        |
|                                    | <b>24</b>  | Unsecured notes and loans payable to unrelated third parties . . . . .  |             |                          | <b>24</b>   |                    |        |
|                                    | <b>25</b>  | Other liabilities (including federal income tax, payables to related third parties, and other liabilities not included on lines 17-24). Complete Part X of Schedule D . . . . .   |             | 37,773                   | <b>25</b>   | 14,905,853         |        |
|                                    | <b>26</b>  | <b>Total liabilities.</b> Add lines 17 through 25 . . . . .   |             | 1,308,692                | <b>26</b>   | 15,784,410         |        |
| <b>Net Assets or Fund Balances</b> | <b>Organizations that follow SFAS 117 (ASC 958), check here</b> <input type="checkbox"/> <b>and complete lines 27 through 29, and lines 33 and 34.</b> |   |             |                          |             |                    |        |
|                                    | <b>27</b>  | Unrestricted net assets . . . . .   |             |                          | <b>27</b>   |                    |        |
|                                    | <b>28</b>  | Temporarily restricted net assets . . . . .   |             |                          | <b>28</b>   |                    |        |
|                                    | <b>29</b>  | Permanently restricted net assets . . . . .   |             |                          | <b>29</b>   |                    |        |
|                                    | <b>Organizations that do not follow SFAS 117 (ASC 958), check here</b> <input checked="" type="checkbox"/> <b>and complete lines 30 through 34.</b>    |   |             |                          |             |                    |        |
|                                    | <b>30</b>  | Capital stock or trust principal, or current funds . . . . .  |             | 0                        | <b>30</b>   | 0                  |        |
|                                    | <b>31</b>  | Paid-in or capital surplus, or land, building or equipment fund . . . . .   |             | 0                        | <b>31</b>   | 0                  |        |
|                                    | <b>32</b>  | Retained earnings, endowment, accumulated income, or other funds . . . . .  |             | 774,029,609              | <b>32</b>   | 902,913,066        |        |
| <b>33</b>                          | <b>Total net assets or fund balances</b> . . . . .   |   | 774,029,609 | <b>33</b>                | 902,913,066 |                    |        |
| <b>34</b>                          | <b>Total liabilities and net assets/fund balances</b> . . . . .  |   | 775,338,301 | <b>34</b>                | 918,697,476 |                    |        |

**Part XI Reconciliation of Net Assets**Check if Schedule O contains a response or note to any line in this Part XI ☐

|           |   |           |             |
|-----------|---|-----------|-------------|
| <b>1</b>  | Total revenue (must equal Part VIII, column (A), line 12)   | <b>1</b>  | 117,488,480 |
| <b>2</b>  | Total expenses (must equal Part IX, column (A), line 25)  | <b>2</b>  | 40,869,608  |
| <b>3</b>  | Revenue less expenses Subtract line 2 from line 1   | <b>3</b>  | 76,618,872  |
| <b>4</b>  | Net assets or fund balances at beginning of year (must equal Part X, line 33, column (A))                     | <b>4</b>  | 774,029,609 |
| <b>5</b>  | Net unrealized gains (losses) on investments  | <b>5</b>  | 52,264,585  |
| <b>6</b>  | Donated services and use of facilities  | <b>6</b>  |             |
| <b>7</b>  | Investment expenses   | <b>7</b>  |             |
| <b>8</b>  | Prior period adjustments  | <b>8</b>  |             |
| <b>9</b>  | Other changes in net assets or fund balances (explain in Schedule O)  | <b>9</b>  | 0           |
| <b>10</b> | Net assets or fund balances at end of year Combine lines 3 through 9 (must equal Part X, line 33, column (B)) | <b>10</b> | 902,913,066 |

**Part XII Financial Statements and Reporting**Check if Schedule O contains a response or note to any line in this Part XII ☐

|  | Yes | No |
|--|-----|----|
| <b>1</b> Accounting method used to prepare the Form 990 <input type="checkbox"/> Cash <input checked="" type="checkbox"/> Accrual <input type="checkbox"/> Other _____<br>If the organization changed its method of accounting from a prior year or checked "Other," explain in Schedule O   |     |    |
| <b>2a</b> Were the organization's financial statements compiled or reviewed by an independent accountant?<br>If 'Yes,' check a box below to indicate whether the financial statements for the year were compiled or reviewed on a separate basis, consolidated basis, or both<br><input type="checkbox"/> Separate basis <input type="checkbox"/> Consolidated basis <input type="checkbox"/> Both consolidated and separate basis |     | No |
| <b>b</b> Were the organization's financial statements audited by an independent accountant?<br>If 'Yes,' check a box below to indicate whether the financial statements for the year were audited on a separate basis, consolidated basis, or both<br><input checked="" type="checkbox"/> Separate basis <input type="checkbox"/> Consolidated basis <input type="checkbox"/> Both consolidated and separate basis                 | Yes |    |
| <b>c</b> If "Yes," to line 2a or 2b, does the organization have a committee that assumes responsibility for oversight of the audit, review, or compilation of its financial statements and selection of an independent accountant?<br>If the organization changed either its oversight process or selection process during the tax year, explain in Schedule O   | Yes |    |
| <b>3a</b> As a result of a federal award, was the organization required to undergo an audit or audits as set forth in the Single Audit Act and OMB Circular A-133?   |     | No |
| <b>b</b> If "Yes," did the organization undergo the required audit or audits? If the organization did not undergo the required audit or audits, explain why in Schedule O and describe any steps taken to undergo such audits  |     |    |

# Additional Data

**Software ID:**  
**Software Version:**  
**EIN:** 23-7315003  
**Name:** NATIONAL STABILIZATION AGREEMENT OF THE  
SHEET METAL INDUSTRY TRUST FUND

Form 990 (2017)

---

**Form 990, Part III, Line 4a:**

TO PROVIDE HEALTH & WELFARE, SUPPLEMENTAL UNEMPLOYMENT AND UNDEREMPLOYMENT BENEFITS, SPECIAL TRAVEL, SEVERANCE, RETIREE HEALTH PREMIUM REIMBURSEMENTS, AND RETIREE HEALTH CARE REIMBURSEMENT ACCOUNT BENEFITS FOR PURPOSE OF STABILIZING THE ECONOMIC WELL BEING OF SHEET METAL WORKERS AND EMPLOYEES MEETING THE REQUIREMENTS SPECIFIED IN THE PLAN DOCUMENTS

---

efile GRAPHIC print - DO NOT PROCESS

As Filed Data -

DLN: 93493316022268

SCHEDULE D  
(Form 990)

Department of the Treasury  
Internal Revenue Service

Supplemental Financial Statements

► Complete if the organization answered "Yes," on Form 990, Part IV, line 6, 7, 8, 9, 10, 11a, 11b, 11c, 11d, 11e, 11f, 12a, or 12b.  
► Attach to Form 990.

Information about Schedule D (Form 990) and its instructions is at [www.irs.gov/form990](http://www.irs.gov/form990).

OMB No 1545-0047

2017

Open to Public Inspection

Name of the organization  
NATIONAL STABILIZATION AGREEMENT OF THE  
SHEET METAL INDUSTRY TRUST FUND

Employer identification number  
23-7315003

Part I

Organizations Maintaining Donor Advised Funds or Other Similar Funds or Accounts.  
Complete if the organization answered "Yes" on Form 990, Part IV, line 6.

1

Total number at end of year

2

Aggregate value of contributions to (during year)

3

Aggregate value of grants from (during year)

4

Aggregate value at end of year

(a) Donor advised funds

(b) Funds and other accounts

5

Did the organization inform all donors and donor advisors in writing that the assets held in donor advised funds are the organization's property, subject to the organization's exclusive legal control?

☐ Yes

☐ No

6

Did the organization inform all grantees, donors, and donor advisors in writing that grant funds can be used only for charitable purposes and not for the benefit of the donor or donor advisor, or for any other purpose conferring impermissible private benefit?

☐ Yes

☐ No

Part II

Conservation Easements. Complete if the organization answered "Yes" on Form 990, Part IV, line 7.

1

Purpose(s) of conservation easements held by the organization (check all that apply)

☐ Preservation of land for public use (e g , recreation or education)

☐ Preservation of an historically important land area

☐ Protection of natural habitat

☐ Preservation of a certified historic structure

☐ Preservation of open space

2

Complete lines 2a through 2d if the organization held a qualified conservation contribution in the form of a conservation easement on the last day of the tax year

Held at the End of the Year

2a

2b

2c

2d

a

Total number of conservation easements

b

Total acreage restricted by conservation easements

c

Number of conservation easements on a certified historic structure included in (a)

d

Number of conservation easements included in (c) acquired after 8/17/06, and not on a historic structure listed in the National Register

3

Number of conservation easements modified, transferred, released, extinguished, or terminated by the organization during the tax year ►

4

Number of states where property subject to conservation easement is located ►

5

Does the organization have a written policy regarding the periodic monitoring, inspection, handling of violations, and enforcement of the conservation easements it holds?

☐ Yes

☐ No

6

Staff and volunteer hours devoted to monitoring, inspecting, handling of violations, and enforcing conservation easements during the year ►

7

Amount of expenses incurred in monitoring, inspecting, handling of violations, and enforcing conservation easements during the year ► \$

8

Does each conservation easement reported on line 2(d) above satisfy the requirements of section 170(h)(4)(B)(i) and section 170(h)(4)(B)(ii)?

☐ Yes

☐ No

9

In Part XIII, describe how the organization reports conservation easements in its revenue and expense statement, and balance sheet, and include, if applicable, the text of the footnote to the organization's financial statements that describes the organization's accounting for conservation easements

Part III

Organizations Maintaining Collections of Art, Historical Treasures, or Other Similar Assets.  
Complete if the organization answered "Yes" on Form 990, Part IV, line 8.

1a

If the organization elected, as permitted under SFAS 116 (ASC 958), not to report in its revenue statement and balance sheet works of art, historical treasures, or other similar assets held for public exhibition, education, or research in furtherance of public service, provide, in Part XIII, the text of the footnote to its financial statements that describes these items

b

If the organization elected, as permitted under SFAS 116 (ASC 958), to report in its revenue statement and balance sheet works of art, historical treasures, or other similar assets held for public exhibition, education, or research in furtherance of public service, provide the following amounts relating to these items

(i) Revenue included on Form 990, Part VIII, line 1

► \$

(ii) Assets included in Form 990, Part X

► \$

2

If the organization received or held works of art, historical treasures, or other similar assets for financial gain, provide the following amounts required to be reported under SFAS 116 (ASC 958) relating to these items

a

Revenue included on Form 990, Part VIII, line 1

► \$

b

Assets included in Form 990, Part X

► \$

For Paperwork Reduction Act Notice, see the Instructions for Form 990.

Cat No 52283D

Schedule D (Form 990) 2017

Part III

Organizations Maintaining Collections of Art, Historical Treasures, or Other Similar Assets (continued)

3

Using the organization's acquisition, accession, and other records, check any of the following that are a significant use of its collection items (check all that apply)

a

☐ Public exhibition

b

☐ Scholarly research

c

☐ Preservation for future generations

d

☐ Loan or exchange programs

e

☐ Other

4

Provide a description of the organization's collections and explain how they further the organization's exempt purpose in Part XIII

5

During the year, did the organization solicit or receive donations of art, historical treasures or other similar assets to be sold to raise funds rather than to be maintained as part of the organization's collection?

☐ Yes

☐ No

Part IV

Escrow and Custodial Arrangements.

Complete if the organization answered "Yes" on Form 990, Part IV, line 9, or reported an amount on Form 990, Part X, line 21.

1a

Is the organization an agent, trustee, custodian or other intermediary for contributions or other assets not included on Form 990, Part X?

☐ Yes

☐ No

b

If "Yes," explain the arrangement in Part XIII and complete the following table

c

Beginning balance

d

Additions during the year

e

Distributions during the year

f

Ending balance

|    | Amount |
|----|--------|
| 1c |        |
| 1d |        |
| 1e |        |
| 1f |        |

2a

Did the organization include an amount on Form 990, Part X, line 21, for escrow or custodial account liability?

☐ Yes

☐ No

b

If "Yes," explain the arrangement in Part XIII. Check here if the explanation has been provided in Part XIII

☐

Part V

Endowment Funds. Complete if the organization answered "Yes" on Form 990, Part IV, line 10.

|  | (a)Current year | (b)Prior year | (c)Two years back | (d)Three years back | (e)Four years back |
|--|-----------------|---------------|-------------------|---------------------|--------------------|
| 1a Beginning of year balance                     |                 |               |                   |                     |                    |
| b Contributions                                  |                 |               |                   |                     |                    |
| c Net investment earnings, gains, and losses     |                 |               |                   |                     |                    |
| d Grants or scholarships                         |                 |               |                   |                     |                    |
| e Other expenditures for facilities and programs |                 |               |                   |                     |                    |
| f Administrative expenses                        |                 |               |                   |                     |                    |
| g End of year balance                            |                 |               |                   |                     |                    |

2

Provide the estimated percentage of the current year end balance (line 1g, column (a)) held as

a

Board designated or quasi-endowment

b

Permanent endowment

c

Temporarily restricted endowment

The percentages on lines 2a, 2b, and 2c should equal 100%

3a

Are there endowment funds not in the possession of the organization that are held and administered for the organization by

(i) unrelated organizations

3a(i)

Yes

No

(ii) related organizations

3a(ii)

Yes

No

b

If "Yes" on 3a(ii), are the related organizations listed as required on Schedule R?

3b

Yes

No

4

Describe in Part XIII the intended uses of the organization's endowment funds

Part VI

Land, Buildings, and Equipment.

Complete if the organization answered "Yes" on Form 990, Part IV, line 11a. See Form 990, Part X, line 10.

| Description of property   | (a) Cost or other basis (investment) | (b) Cost or other basis (other) | (c) Accumulated depreciation | (d) Book value |
|---|--------------------------------------|---------------------------------|------------------------------|----------------|
| 1a Land   |                                      |                                 |                              |                |
| b Buildings   |                                      |                                 |                              |                |
| c Leasehold improvements  |                                      |                                 |                              |                |
| d Equipment   |                                      | 707,608                         | 707,608                      | 0              |
| e Other   |                                      | 112,882                         | 97,940                       | 14,942         |
| Total. Add lines 1a through 1e (Column (d) must equal Form 990, Part X, column (B), line 10(c)) |                                      |                                 |                              | 14,942         |

Part VII

Investments—Other Securities. Complete if the organization answered "Yes" on Form 990, Part IV, line 11b.  
See Form 990, Part X, line 12.

| (a) Description of security or category<br>(including name of security) | (b) Book value | (c) Method of valuation<br>Cost or end-of-year market value |
|---|----------------|---|
| (1) Financial derivatives . . . . .                                     |                |   |
| (2) Closely-held equity interests . . . . .                             |                |   |
| (3) Other _____   |                |   |
| (A) HEDGE FUND AND LIMITED PARTNERSHIPS                                 | 104,743,175    | F   |
| (B) COMMON AND COLLECTIVE FUNDS   | 236,611,944    | F   |
| (C)   |                |   |
| (D)   |                |   |
| (E)   |                |   |
| (F)   |                |   |
| (G)   |                |   |
| (H)   |                |   |
| Total. (Column (b) must equal Form 990, Part X, col (B) line 12 ) ▶     | 341,355,119    |   |

Part VIII

Investments—Program Related. Complete if the organization answered 'Yes' on Form 990, Part IV, line 11c. See Form 990, Part X, line 13.

| (a) Description of investment                                       | (b) Book value | (c) Method of valuation<br>Cost or end-of-year market value |
|---|----------------|---|
| (1)   |                |   |
| (2)   |                |   |
| (3)   |                |   |
| (4)   |                |   |
| (5)   |                |   |
| (6)   |                |   |
| (7)   |                |   |
| (8)   |                |   |
| (9)   |                |   |
| Total. (Column (b) must equal Form 990, Part X, col (B) line 13 ) ▶ |                |   |

Part IX

Other Assets. Complete if the organization answered 'Yes' on Form 990, Part IV, line 11d See Form 990, Part X, line 15

| (a) Description   | (b) Book value |
|---|----------------|
| (1)   |                |
| (2)   |                |
| (3)   |                |
| (4)   |                |
| (5)   |                |
| (6)   |                |
| (7)   |                |
| (8)   |                |
| (9)   |                |
| Total. (Column (b) must equal Form 990, Part X, col (B) line 15 ) . . . . . ▶ |                |

Part X

Other Liabilities. Complete if the organization answered 'Yes' on Form 990, Part IV, line 11e or 11f.  
See Form 990, Part X, line 25.

| (a) Description of liability  | (b) Book value |  |
|---|----------------|--|
| (1) Federal income taxes  |                |  |
| NET DUE TO BROKER   | 14,769,209     |  |
| DUE TO RELATED PARTIES  | 136,644        |  |
| (3)   |                |  |
| (4)   |                |  |
| (5)   |                |  |
| (6)   |                |  |
| (7)   |                |  |
| (8)   |                |  |
| (9)   |                |  |
| Total. (Column (b) must equal Form 990, Part X, col (B) line 25 ) ▶ | 14,905,853     |  |

2. Liability for uncertain tax positions In Part XIII, provide the text of the footnote to the organization's financial statements that reports the organization's liability for uncertain tax positions under FIN 48 (ASC 740) Check here if the text of the footnote has been provided in Part XIII

☒



**Part XI Reconciliation of Revenue per Audited Financial Statements With Revenue per Return**

Complete if the organization answered 'Yes' on Form 990, Part IV, line 12a.

|          |   |           |             |
|----------|---|-----------|-------------|
| <b>1</b> | Total revenue, gains, and other support per audited financial statements . . . . .                      | <b>1</b>  | 166,712,694 |
| <b>2</b> | Amounts included on line 1 but not on Form 990, Part VIII, line 12                                      |           |             |
| <b>a</b> | Net unrealized gains (losses) on investments . . . . .  | <b>2a</b> | 52,264,585  |
| <b>b</b> | Donated services and use of facilities . . . . .  | <b>2b</b> |             |
| <b>c</b> | Recoveries of prior year grants . . . . .   | <b>2c</b> |             |
| <b>d</b> | Other (Describe in Part XIII ) . . . . .  | <b>2d</b> |             |
| <b>e</b> | Add lines <b>2a</b> through <b>2d</b> . . . . .   | <b>2e</b> | 52,264,585  |
| <b>3</b> | Subtract line <b>2e</b> from line <b>1</b> . . . . .  | <b>3</b>  | 114,448,109 |
| <b>4</b> | Amounts included on Form 990, Part VIII, line 12, but not on line <b>1</b>                              |           |             |
| <b>a</b> | Investment expenses not included on Form 990, Part VIII, line 7b . . . . .                              | <b>4a</b> | 2,933,237   |
| <b>b</b> | Other (Describe in Part XIII ) . . . . .  | <b>4b</b> | 107,134     |
| <b>c</b> | Add lines <b>4a</b> and <b>4b</b> . . . . .   | <b>4c</b> | 3,040,371   |
| <b>5</b> | Total revenue Add lines <b>3</b> and <b>4c</b> . (This must equal Form 990, Part I, line 12 ) . . . . . | <b>5</b>  | 117,488,480 |

**Part XII Reconciliation of Expenses per Audited Financial Statements With Expenses per Return.**

Complete if the organization answered 'Yes' on Form 990, Part IV, line 12a.

|          |  |           |            |
|----------|--|-----------|------------|
| <b>1</b> | Total expenses and losses per audited financial statements . . . . .                                     | <b>1</b>  | 37,829,237 |
| <b>2</b> | Amounts included on line 1 but not on Form 990, Part IX, line 25   |           |            |
| <b>a</b> | Donated services and use of facilities . . . . .   | <b>2a</b> |            |
| <b>b</b> | Prior year adjustments . . . . .   | <b>2b</b> |            |
| <b>c</b> | Other losses . . . . .   | <b>2c</b> |            |
| <b>d</b> | Other (Describe in Part XIII ) . . . . .   | <b>2d</b> |            |
| <b>e</b> | Add lines <b>2a</b> through <b>2d</b> . . . . .  | <b>2e</b> | 0          |
| <b>3</b> | Subtract line <b>2e</b> from line <b>1</b> . . . . .   | <b>3</b>  | 37,829,237 |
| <b>4</b> | Amounts included on Form 990, Part IX, line 25, but not on line <b>1</b> :                               |           |            |
| <b>a</b> | Investment expenses not included on Form 990, Part VIII, line 7b . . . . .                               | <b>4a</b> | 2,933,237  |
| <b>b</b> | Other (Describe in Part XIII ) . . . . .   | <b>4b</b> | 107,134    |
| <b>c</b> | Add lines <b>4a</b> and <b>4b</b> . . . . .  | <b>4c</b> | 3,040,371  |
| <b>5</b> | Total expenses Add lines <b>3</b> and <b>4c</b> . (This must equal Form 990, Part I, line 18 ) . . . . . | <b>5</b>  | 40,869,608 |

**Part XIII Supplemental Information**

Provide the descriptions required for Part II, lines 3, 5, and 9, Part III, lines 1a and 4, Part IV, lines 1b and 2b, Part V, line 4, Part X, line 2, Part XI, lines 2d and 4b, and Part XII, lines 2d and 4b. Also complete this part to provide any additional information.

| Return Reference          | Explanation |
|---------------------------|-------------|
| See Additional Data Table |             |
|                           |             |
|                           |             |
|                           |             |
|                           |             |
|                           |             |
|                           |             |
|                           |             |

**Part XIII**   **Supplemental Information** *(continued)*

| Return Reference | Explanation |
|------------------|-------------|
|                  |             |
|                  |             |
|                  |             |
|                  |             |
|                  |             |
|                  |             |
|                  |             |
|                  |             |
|                  |             |

**Additional Data**

**Software ID:**  
**Software Version:**  
**EIN:** 23-7315003  
**Name:** NATIONAL STABILIZATION AGREEMENT OF THE  
SHEET METAL INDUSTRY TRUST FUND

**Supplemental Information**

| Return Reference | Explanation   |
|------------------|---|
| PART X, LINE 2   | ACCOUNTING PRINCIPLES GENERALLY ACCEPTED IN THE UNITED STATES OF AMERICA REQUIRE THE TRUST TO EVALUATE TAX POSITIONS TAKEN BY THE PLAN AND RECOGNIZE A TAX LIABILITY IF THE TRUST HAS TAKEN AN UNCERTAIN POSITION THAT MORE LIKELY THAN NOT WOULD NOT BE SUSTAINED UPON EXAMINATION BY TAX AUTHORITIES THE TRUST IS SUBJECT TO ROUTINE AUDITS BY TAXING AUTHORITIES, HOWEVER, THERE ARE CURRENTLY NO AUDITS FOR ANY TAX PERIODS IN PROGRESS |

| Supplemental Information                |                                   |
|---|-----------------------------------|
| Return Reference                        | Explanation                       |
| PART XI, LINE 4B - OTHER<br>ADJUSTMENTS | REIMBURSED ADMIN EXPENSES 107,134 |

| Supplemental Information                 |                                   |
|--|-----------------------------------|
| Return Reference                         | Explanation                       |
| PART XII, LINE 4B - OTHER<br>ADJUSTMENTS | REIMBURSED ADMIN EXPENSES 107,134 |

**Schedule J**  
(Form 990)

**Compensation Information**

OMB No 1545-0047

**2017**

**Open to Public Inspection**

Department of the Treasury  
Internal Revenue Service

- For certain Officers, Directors, Trustees, Key Employees, and Highest Compensated Employees**
- ▶ **Complete if the organization answered "Yes" on Form 990, Part IV, line 23.**  
▶ **Attach to Form 990.**
- ▶ **Information about Schedule J (Form 990) and its instructions is at [www.irs.gov/form990](http://www.irs.gov/form990).**

Name of the organization  
NATIONAL STABILIZATION AGREEMENT OF THE  
SHEET METAL INDUSTRY TRUST FUND

Employer identification number

23-7315003

**Part I Questions Regarding Compensation**

**1a** Check the appropriate box(es) if the organization provided any of the following to or for a person listed on Form 990, Part VII, Section A, line 1a. Complete Part III to provide any relevant information regarding these items

- |  |  |
|--|--|
| <input type="checkbox"/> First-class or charter travel             | <input type="checkbox"/> Housing allowance or residence for personal use |
| <input type="checkbox"/> Travel for companions                     | <input type="checkbox"/> Payments for business use of personal residence |
| <input type="checkbox"/> Tax indemnification and gross-up payments | <input type="checkbox"/> Health or social club dues or initiation fees   |
| <input type="checkbox"/> Discretionary spending account            | <input type="checkbox"/> Personal services (e.g., maid, chauffeur, chef) |

**b** If any of the boxes in line 1a are checked, did the organization follow a written policy regarding payment or reimbursement or provision of all of the expenses described above? If "No," complete Part III to explain

**1b**

| Yes | No |
|-----|----|
|     |    |

**2** Did the organization require substantiation prior to reimbursing or allowing expenses incurred by all directors, trustees, officers, including the CEO/Executive Director, regarding the items checked in line 1a?

**2**

|  |  |
|--|--|
|  |  |
|--|--|

**3** Indicate which, if any, of the following the filing organization used to establish the compensation of the organization's CEO/Executive Director. Check all that apply. Do not check any boxes for methods used by a related organization to establish compensation of the CEO/Executive Director, but explain in Part III

- |  |   |
|--|---|
| <input type="checkbox"/> Compensation committee              | <input type="checkbox"/> Written employment contract                                |
| <input type="checkbox"/> Independent compensation consultant | <input type="checkbox"/> Compensation survey or study                               |
| <input type="checkbox"/> Form 990 of other organizations     | <input checked="" type="checkbox"/> Approval by the board or compensation committee |

**4** During the year, did any person listed on Form 990, Part VII, Section A, line 1a, with respect to the filing organization or a related organization

**a** Receive a severance payment or change-of-control payment?

**4a**

|  |    |
|--|----|
|  | No |
|--|----|

**b** Participate in, or receive payment from, a supplemental nonqualified retirement plan?

**4b**

|  |    |
|--|----|
|  | No |
|--|----|

**c** Participate in, or receive payment from, an equity-based compensation arrangement?

**4c**

|  |    |
|--|----|
|  | No |
|--|----|

If "Yes" to any of lines 4a-c, list the persons and provide the applicable amounts for each item in Part III

**Only 501(c)(3), 501(c)(4), and 501(c)(29) organizations must complete lines 5-9.**

**5** For persons listed on Form 990, Part VII, Section A, line 1a, did the organization pay or accrue any compensation contingent on the revenues of

**a** The organization?

**5a**

**b** Any related organization?

**5b**

If "Yes," on line 5a or 5b, describe in Part III

|  |  |
|--|--|
|  |  |
|--|--|

**6** For persons listed on Form 990, Part VII, Section A, line 1a, did the organization pay or accrue any compensation contingent on the net earnings of

**a** The organization?

**6a**

**b** Any related organization?

**6b**

If "Yes," on line 6a or 6b, describe in Part III

|  |  |
|--|--|
|  |  |
|--|--|

**7** For persons listed on Form 990, Part VII, Section A, line 1a, did the organization provide any nonfixed payments not described in lines 5 and 6? If "Yes," describe in Part III

**7**

|  |  |
|--|--|
|  |  |
|--|--|

**8** Were any amounts reported on Form 990, Part VII, paid or accrued pursuant to a contract that was subject to the initial contract exception described in Regulations section 53.4958-4(a)(3)? If "Yes," describe in Part III

**8**

|  |  |
|--|--|
|  |  |
|--|--|

**9** If "Yes" on line 8, did the organization also follow the rebuttable presumption procedure described in Regulations section 53.4958-6(c)?

**9**

|  |  |
|--|--|
|  |  |
|--|--|

For each individual whose compensation must be reported on Schedule J, report compensation from the organization on row (i) and from related organizations, described in the instructions, on row (ii). Do not list any individuals that are not listed on Form 990, Part VII.

**Note.** The sum of columns (B)(i)-(iii) for each listed individual must equal the total amount of Form 990, Part VII, Section A, line 1a, applicable column (D) and (E) amounts for that individual.

[illegible]

**Part III**   **Supplemental Information**

Provide the information, explanation, or descriptions required for Part I, lines 1a, 1b, 3, 4a, 4b, 4c, 5a, 5b, 6a, 6b, 7, and 8, and for Part II. Also complete this part for any additional information.

| Return Reference | Explanation |
|------------------|-------------|
|------------------|-------------|



**SCHEDULE O**  
(Form 990 or 990-EZ)

Department of the Treasury  
Internal Revenue Service

Name of the organization  
NATIONAL STABILIZATION AGREEMENT OF THE  
SHEET METAL INDUSTRY TRUST FUND

**Supplemental Information to Form 990 or 990-EZ**

Complete to provide information for responses to specific questions on  
Form 990 or 990-EZ or to provide any additional information.

► Attach to Form 990 or 990-EZ.

► Information about Schedule O (Form 990 or 990-EZ) and its instructions is at  
[www.irs.gov/form990](http://www.irs.gov/form990).

OMB No 1545-0047

**2017**

**Open to Public  
Inspection**

**Employer identification number**

23-7315003

**990 Schedule O, Supplemental Information**

| Return<br>Reference                             | Explanation  |
|---|--|
| FORM 990,<br>PART VI,<br>SECTION B,<br>LINE 11B | NATIONAL STABILIZATION AGREEMENT OF THE SHEET METAL INDUSTRY TRUST FUND'S FORM 990 IS PREPARED BY ITS INDEPENDENT PUBLIC ACCOUNTANT WHO PRESENTS THE COMPLETED RETURN TO THE ENTIRE BOARD OF TRUSTEES FOR REVIEW AND SIGNATURE |

# 990 Schedule O, Supplemental Information

| Return<br>Reference                             | Explanation  |
|---|--|
| FORM 990,<br>PART VI,<br>SECTION B,<br>LINE 12C | THE ORGANIZATION'S CONFLICT OF INTEREST POLICY IS MONITORED ANNUALLY |

**990 Schedule O, Supplemental Information**

| Return<br>Reference                            | Explanation   |
|--|---|
| FORM 990,<br>PART VI,<br>SECTION B,<br>LINE 15 | THE BOARD OF TRUSTEES, IN EXECUTIVE SESSION, SHALL, NOT LESS THAN ANNUALLY, REVIEW THE COM<br>PENSATION OF THE FUND ADMINISTRATOR AND APPROVE ANY INCREASES IN SALARY AND/OR BENEFITS |

# 990 Schedule O, Supplemental Information

| Return<br>Reference                            | Explanation   |
|--|---|
| FORM 990,<br>PART VI,<br>SECTION C,<br>LINE 19 | NATIONAL STABILIZATION AGREEMENT OF THE SHEET METAL INDUSTRY TRUST FUND MAKES ITS GOVERNIN<br>G DOCUMENTS, CONFLICT OF INTEREST POLICY AND FINANCIAL STATEMENTS AVAILABLE TO THE PUBLIC<br>UPON REQUEST |

efile GRAPHIC print - DO NOT PROCESS

As Filed Data -

DLN: 93493316022268

SCHEDULE R  
(Form 990)

Department of the Treasury  
Internal Revenue Service

Related Organizations and Unrelated Partnerships

▶ Complete if the organization answered "Yes" on Form 990, Part IV, line 33, 34, 35b, 36, or 37.  
▶ Attach to Form 990.  
▶ Information about Schedule R (Form 990) and its instructions is at [www.irs.gov/form990](http://www.irs.gov/form990).

OMB No 1545-0047

2017

Open to Public Inspection

Name of the organization  
NATIONAL STABILIZATION AGREEMENT OF THE  
SHEET METAL INDUSTRY TRUST FUND

Employer identification number  
23-7315003

Part I Identification of Disregarded Entities Complete if the organization answered "Yes" on Form 990, Part IV, line 33.

| (a)<br>Name, address, and EIN (if applicable) of disregarded entity | (b)<br>Primary activity | (c)<br>Legal domicile (state or foreign country) | (d)<br>Total income | (e)<br>End-of-year assets | (f)<br>Direct controlling entity |
|---|-------------------------|--|---------------------|---------------------------|----------------------------------|
|   |                         |  |                     |                           |                                  |
|   |                         |  |                     |                           |                                  |
|   |                         |  |                     |                           |                                  |
|   |                         |  |                     |                           |                                  |
|   |                         |  |                     |                           |                                  |

Part II Identification of Related Tax-Exempt Organizations Complete if the organization answered "Yes" on Form 990, Part IV, line 34 because it had one or more related tax-exempt organizations during the tax year.  
See Additional Data Table

| (a)<br>Name, address, and EIN of related organization | (b)<br>Primary activity | (c)<br>Legal domicile (state or foreign country) | (d)<br>Exempt Code section | (e)<br>Public charity status (if section 501(c)(3)) | (f)<br>Direct controlling entity | (g)<br>Section 512(b)(13) controlled entity? |    |
|---|-------------------------|--|----------------------------|---|----------------------------------|--|----|
|   |                         |  |                            |   |                                  | Yes  | No |
|   |                         |  |                            |   |                                  |  |    |
|   |                         |  |                            |   |                                  |  |    |
|   |                         |  |                            |   |                                  |  |    |
|   |                         |  |                            |   |                                  |  |    |
|   |                         |  |                            |   |                                  |  |    |
|   |                         |  |                            |   |                                  |  |    |

**Part III Identification of Related Organizations Taxable as a Partnership** Complete if the organization answered "Yes" on Form 990, Part IV, line 34 because it had one or more related organizations treated as a partnership during the tax year.

| (a)<br>Name, address, and EIN of<br>related organization | (b)<br>Primary<br>activity | (c)<br>Legal<br>domicile<br>(state<br>or<br>foreign<br>country) | (d)<br>Direct<br>controlling<br>entity | (e)<br>Predominant<br>income(related,<br>unrelated,<br>excluded from<br>tax under<br>sections 512-<br>514) | (f)<br>Share of<br>total income | (g)<br>Share of<br>end-of-year<br>assets | (h)<br>Disproportionate<br>allocations? |    | (i)<br>Code V-UBI<br>amount in box<br>20 of<br>Schedule K-1<br>(Form 1065) | (j)<br>General or<br>managing<br>partner? |    | (k)<br>Percentage<br>ownership |
|--|----------------------------|---|--|--|---------------------------------|--|---|----|--|---|----|--------------------------------|
|  |                            |   |  |  |                                 |  | Yes                                     | No |  | Yes                                       | No |                                |
|  |                            |   |  |  |                                 |  |   |    |  |   |    |                                |
|  |                            |   |  |  |                                 |  |   |    |  |   |    |                                |
|  |                            |   |  |  |                                 |  |   |    |  |   |    |                                |
|  |                            |   |  |  |                                 |  |   |    |  |   |    |                                |
|  |                            |   |  |  |                                 |  |   |    |  |   |    |                                |
|  |                            |   |  |  |                                 |  |   |    |  |   |    |                                |

**Part IV Identification of Related Organizations Taxable as a Corporation or Trust** Complete if the organization answered "Yes" on Form 990, Part IV, line 34 because it had one or more related organizations treated as a corporation or trust during the tax year.

| (a)<br>Name, address, and EIN of<br>related organization | (b)<br>Primary activity | (c)<br>Legal<br>domicile<br>(state or foreign<br>country) | (d)<br>Direct controlling<br>entity | (e)<br>Type of entity<br>(C corp, S corp,<br>or trust) | (f)<br>Share of total<br>income | (g)<br>Share of end-of-<br>year<br>assets | (h)<br>Percentage<br>ownership | (i)<br>Section 512(b)<br>(13) controlled<br>entity? |    |
|--|-------------------------|---|-------------------------------------|--|---------------------------------|---|--------------------------------|---|----|
|  |                         |   |                                     |  |                                 |   |                                | Yes   | No |
| See Additional Data Table                                |                         |   |                                     |  |                                 |   |                                |   |    |
|  |                         |   |                                     |  |                                 |   |                                |   |    |
|  |                         |   |                                     |  |                                 |   |                                |   |    |
|  |                         |   |                                     |  |                                 |   |                                |   |    |
|  |                         |   |                                     |  |                                 |   |                                |   |    |
|  |                         |   |                                     |  |                                 |   |                                |   |    |
|  |                         |   |                                     |  |                                 |   |                                |   |    |

**Part V Transactions With Related Organizations** Complete if the organization answered "Yes" on Form 990, Part IV, line 34, 35b, or 36.

**Note.** Complete line 1 if any entity is listed in Parts II, III, or IV of this schedule

**1** During the tax year, did the organization engage in any of the following transactions with one or more related organizations listed in Parts II-IV?

**a** Receipt of **(i)** interest, **(ii)** annuities, **(iii)** royalties, or **(iv)** rent from a controlled entity . . . . .

**b** Gift, grant, or capital contribution to related organization(s) . . . . .

**c** Gift, grant, or capital contribution from related organization(s) . . . . .

**d** Loans or loan guarantees to or for related organization(s) . . . . .

**e** Loans or loan guarantees by related organization(s) . . . . .

**f** Dividends from related organization(s) . . . . .

**g** Sale of assets to related organization(s) . . . . .

**h** Purchase of assets from related organization(s) . . . . .

**i** Exchange of assets with related organization(s) . . . . .

**j** Lease of facilities, equipment, or other assets to related organization(s) . . . . .

**k** Lease of facilities, equipment, or other assets from related organization(s) . . . . .

**l** Performance of services or membership or fundraising solicitations for related organization(s) . . . . .

**m** Performance of services or membership or fundraising solicitations by related organization(s) . . . . .

**n** Sharing of facilities, equipment, mailing lists, or other assets with related organization(s) . . . . .

**o** Sharing of paid employees with related organization(s) . . . . .

**p** Reimbursement paid to related organization(s) for expenses . . . . .

**q** Reimbursement paid by related organization(s) for expenses . . . . .

**r** Other transfer of cash or property to related organization(s) . . . . .

**s** Other transfer of cash or property from related organization(s) . . . . .

Yes

No

1a

No

1b

No

1c

No

1d

No

1e

No

1f

No

1g

No

1h

No

1i

No

1j

No

1k

No

1l

No

1m

No

1n

No

1o

No

1p

No

1q

No

1r

No

1s

Yes

**2** If the answer to any of the above is "Yes," see the instructions for information on who must complete this line, including covered relationships and transaction thresholds

| (a)<br>Name of related organization | (b)<br>Transaction<br>type (a-s) | (c)<br>Amount involved | (d)<br>Method of determining amount involved |
|-------------------------------------|----------------------------------|------------------------|--|
|                                     |                                  |                        |  |
|                                     |                                  |                        |  |
|                                     |                                  |                        |  |
|                                     |                                  |                        |  |
|                                     |                                  |                        |  |
|                                     |                                  |                        |  |

Provide the following information for each entity taxed as a partnership through which the organization conducted more than five percent of its activities (measured by total assets or gross revenue) that was not a related organization. See instructions regarding exclusion for certain investment partnerships.

[illegible]



**Part VII** **Supplemental Information**

Provide additional information for responses to questions on Schedule R (see instructions)

### Additional Data

Software ID:

**Software Version:**

**EIN:** 23-7315003

**Name:** NATIONAL STABILIZATION AGREEMENT OF THE SHEET METAL INDUSTRY TRUST FUND

**Form 990, Schedule R, Part II - Identification of Related Tax-Exempt Organizations**[illegible]

[illegible]

**Form 990, Schedule R, Part II - Identification of Related Tax-Exempt Organizations**[illegible]

**Form 990, Schedule R, Part IV - Identification of Related Organizations Taxable as a Corporation or Trust**

| (a)<br>Name, address, and EIN of<br>related organization | (b)<br>Primary activity  | (c)<br>Legal<br>domicile<br>(state or foreign<br>country) | (d)<br>Direct controlling<br>entity | (e)<br>Type of entity<br>(C corp, S corp,<br>or trust) | (f)<br>Share of total<br>income | (g)<br>Share of end-of-<br>year<br>assets | (h)<br>Percentage<br>ownership | (i)<br>Section 512<br>(b)(13)<br>controlled<br>entity? |    |
|--|--------------------------|---|-------------------------------------|--|---------------------------------|---|--------------------------------|--|----|
|  |                          |   |                                     |  |                                 |   |                                | Yes  | No |
| 2H MECHANICAL LLC  | CONTRIBUTING<br>EMPLOYER |   |                                     |  |                                 |   |                                |  | No |
| 3 D SHEET METAL  | CONTRIBUTING<br>EMPLOYER |   |                                     |  |                                 |   |                                |  | No |
| 4 SEASON AIR LLC   | CONTRIBUTING<br>EMPLOYER |   |                                     |  |                                 |   |                                |  | No |
| A & A PRECISION HEATING COOLING &<br>REFRIGERATION LLC   | CONTRIBUTING<br>EMPLOYER |   |                                     |  |                                 |   |                                |  | No |
| A & C SHEET METAL  | CONTRIBUTING<br>EMPLOYER |   |                                     |  |                                 |   |                                |  | No |
| A & H MECHANICAL CONTRACTING INC                         | CONTRIBUTING<br>EMPLOYER |   |                                     |  |                                 |   |                                |  | No |
| A & R MECHANICAL CONTR INC                               | CONTRIBUTING<br>EMPLOYER |   |                                     |  |                                 |   |                                |  | No |
| A 1 IND SHEET METAL                                      | CONTRIBUTING<br>EMPLOYER |   |                                     |  |                                 |   |                                |  | No |
| A 1 ROOFING COMPANY                                      | CONTRIBUTING<br>EMPLOYER |   |                                     |  |                                 |   |                                |  | No |
| A C KLOPF INC  | CONTRIBUTING<br>EMPLOYER |   |                                     |  |                                 |   |                                |  | No |
| A E R INC  | CONTRIBUTING<br>EMPLOYER |   |                                     |  |                                 |   |                                |  | No |
| A F I SHEET METAL LLC                                    | CONTRIBUTING<br>EMPLOYER |   |                                     |  |                                 |   |                                |  | No |
| A G OBRIEN PLUMBING & HEATING                            | CONTRIBUTING<br>EMPLOYER |   |                                     |  |                                 |   |                                |  | No |
| A J MCNULTY & CO INC                                     | CONTRIBUTING<br>EMPLOYER |   |                                     |  |                                 |   |                                |  | No |
| A K S CONTRACTING LLC                                    | CONTRIBUTING<br>EMPLOYER |   |                                     |  |                                 |   |                                |  | No |

| Form 990, Schedule R, Part IV - Identification of Related Organizations Taxable as a Corporation or Trust |                          |   |                                     |  |                                 |   |                                |  |    |
|---|--------------------------|---|-------------------------------------|--|---------------------------------|---|--------------------------------|--|----|
| (a)<br>Name, address, and EIN of<br>related organization  | (b)<br>Primary activity  | (c)<br>Legal<br>domicile<br>(state or foreign<br>country) | (d)<br>Direct controlling<br>entity | (e)<br>Type of entity<br>(C corp, S corp,<br>or trust) | (f)<br>Share of total<br>income | (g)<br>Share of end-of-<br>year<br>assets | (h)<br>Percentage<br>ownership | (i)<br>Section 512<br>(b)(13)<br>controlled<br>entity? |    |
|   |                          |   |                                     |  |                                 |   |                                | Yes  | No |
| A M H MECHANICAL CONTRACTING INC  | CONTRIBUTING<br>EMPLOYER |   |                                     |  |                                 |   |                                |  | No |
| A M S MECHANICAL SYSTEMS INC  | CONTRIBUTING<br>EMPLOYER |   |                                     |  |                                 |   |                                |  | No |
| A P I INC   | CONTRIBUTING<br>EMPLOYER |   |                                     |  |                                 |   |                                |  | No |
| A P T INDUSTRIES INC  | CONTRIBUTING<br>EMPLOYER |   |                                     |  |                                 |   |                                |  | No |
| A PROKOSCH & SONS SHEET METAL INC   | CONTRIBUTING<br>EMPLOYER |   |                                     |  |                                 |   |                                |  | No |
| A T MECHANICAL LLC  | CONTRIBUTING<br>EMPLOYER |   |                                     |  |                                 |   |                                |  | No |
| A W FARRELL & SON INC   | CONTRIBUTING<br>EMPLOYER |   |                                     |  |                                 |   |                                |  | No |
| A W KUETTEL & SONS  | CONTRIBUTING<br>EMPLOYER |   |                                     |  |                                 |   |                                |  | No |
| A ZAHNER CO   | CONTRIBUTING<br>EMPLOYER |   |                                     |  |                                 |   |                                |  | No |
| A&A MECHANICAL INC  | CONTRIBUTING<br>EMPLOYER |   |                                     |  |                                 |   |                                |  | No |
| AR SIMS HEATING & AIR   | CONTRIBUTING<br>EMPLOYER |   |                                     |  |                                 |   |                                |  | No |
| A-1 REFRIG HTG & AC INC   | CONTRIBUTING<br>EMPLOYER |   |                                     |  |                                 |   |                                |  | No |
| A-1 SHEET METAL & AC INC  | CONTRIBUTING<br>EMPLOYER |   |                                     |  |                                 |   |                                |  | No |
| AABCO SHEET METAL CO INC  | CONTRIBUTING<br>EMPLOYER |   |                                     |  |                                 |   |                                |  | No |
| ABLE BALANCE AZ   | CONTRIBUTING<br>EMPLOYER |   |                                     |  |                                 |   |                                |  | No |

| Form 990, Schedule R, Part IV - Identification of Related Organizations Taxable as a Corporation or Trust |                          |   |                                     |  |                                 |   |                                |  |    |
|---|--------------------------|---|-------------------------------------|--|---------------------------------|---|--------------------------------|--|----|
| (a)<br>Name, address, and EIN of<br>related organization  | (b)<br>Primary activity  | (c)<br>Legal<br>domicile<br>(state or foreign<br>country) | (d)<br>Direct controlling<br>entity | (e)<br>Type of entity<br>(C corp, S corp,<br>or trust) | (f)<br>Share of total<br>income | (g)<br>Share of end-of-<br>year<br>assets | (h)<br>Percentage<br>ownership | (i)<br>Section 512<br>(b)(13)<br>controlled<br>entity? |    |
|   |                          |   |                                     |  |                                 |   |                                | Yes  | No |
| ABLE HEATING & AC INC   | CONTRIBUTING<br>EMPLOYER |   |                                     |  |                                 |   |                                |  | No |
| ABM AC REFRIG & HEATING   | CONTRIBUTING<br>EMPLOYER |   |                                     |  |                                 |   |                                |  | No |
| ABSOLUTE MECHANICAL LLC   | CONTRIBUTING<br>EMPLOYER |   |                                     |  |                                 |   |                                |  | No |
| ABSOLUTE SHEET METAL  | CONTRIBUTING<br>EMPLOYER |   |                                     |  |                                 |   |                                |  | No |
| AC SHEET METAL LLC  | CONTRIBUTING<br>EMPLOYER |   |                                     |  |                                 |   |                                |  | No |
| ACADIANA SHEET METAL INC  | CONTRIBUTING<br>EMPLOYER |   |                                     |  |                                 |   |                                |  | No |
| ACCESS RISK MANAGEMENT  | CONTRIBUTING<br>EMPLOYER |   |                                     |  |                                 |   |                                |  | No |
| ACCRA SHEETMETAL LLC  | CONTRIBUTING<br>EMPLOYER |   |                                     |  |                                 |   |                                |  | No |
| ACCU TECH TEST & BALANCING LLC  | CONTRIBUTING<br>EMPLOYER |   |                                     |  |                                 |   |                                |  | No |
| ACCURATE HTG & CLG INC  | CONTRIBUTING<br>EMPLOYER |   |                                     |  |                                 |   |                                |  | No |
| ACCURATE SPECIALTY MET FAB  | CONTRIBUTING<br>EMPLOYER |   |                                     |  |                                 |   |                                |  | No |
| ACE AIR INC   | CONTRIBUTING<br>EMPLOYER |   |                                     |  |                                 |   |                                |  | No |
| ACKROYD METAL FABRICATORS   | CONTRIBUTING<br>EMPLOYER |   |                                     |  |                                 |   |                                |  | No |
| ACME MECHANICAL LLC   | CONTRIBUTING<br>EMPLOYER |   |                                     |  |                                 |   |                                |  | No |
| ACTION CHUTES INC   | CONTRIBUTING<br>EMPLOYER |   |                                     |  |                                 |   |                                |  | No |

| Form 990, Schedule R, Part IV - Identification of Related Organizations Taxable as a Corporation or Trust |                          |   |                                     |  |                                 |   |                                |  |    |
|---|--------------------------|---|-------------------------------------|--|---------------------------------|---|--------------------------------|--|----|
| (a)<br>Name, address, and EIN of<br>related organization  | (b)<br>Primary activity  | (c)<br>Legal<br>domicile<br>(state or foreign<br>country) | (d)<br>Direct controlling<br>entity | (e)<br>Type of entity<br>(C corp, S corp,<br>or trust) | (f)<br>Share of total<br>income | (g)<br>Share of end-of-<br>year<br>assets | (h)<br>Percentage<br>ownership | (i)<br>Section 512<br>(b)(13)<br>controlled<br>entity? |    |
|   |                          |   |                                     |  |                                 |   |                                | Yes  | No |
| ACTION ELECTRIC CO INC  | CONTRIBUTING<br>EMPLOYER |   |                                     |  |                                 |   |                                |  | No |
| ADAMS EUROPEAN CONTRACTING  | CONTRIBUTING<br>EMPLOYER |   |                                     |  |                                 |   |                                |  | No |
| ADIRONDACK SHEET METAL INC  | CONTRIBUTING<br>EMPLOYER |   |                                     |  |                                 |   |                                |  | No |
| ADMIRAL HEATING & VENTILATING INC   | CONTRIBUTING<br>EMPLOYER |   |                                     |  |                                 |   |                                |  | No |
| ADVANCE AIR & HEAT CO INC   | CONTRIBUTING<br>EMPLOYER |   |                                     |  |                                 |   |                                |  | No |
| ADVANCE MECHANICAL SYSTEMS  | CONTRIBUTING<br>EMPLOYER |   |                                     |  |                                 |   |                                |  | No |
| ADVANCE SHEET METAL INC   | CONTRIBUTING<br>EMPLOYER |   |                                     |  |                                 |   |                                |  | No |
| ADVANCED COMMERCIAL ROOFING INC   | CONTRIBUTING<br>EMPLOYER |   |                                     |  |                                 |   |                                |  | No |
| ADVANCED MECHANICAL SYS INC   | CONTRIBUTING<br>EMPLOYER |   |                                     |  |                                 |   |                                |  | No |
| ADVANCED PLUMBING & MECH INC  | CONTRIBUTING<br>EMPLOYER |   |                                     |  |                                 |   |                                |  | No |
| ADVANCED ROOFING & SHEET METAL  | CONTRIBUTING<br>EMPLOYER |   |                                     |  |                                 |   |                                |  | No |
| ADVANCED TESTING & BALANCING  | CONTRIBUTING<br>EMPLOYER |   |                                     |  |                                 |   |                                |  | No |
| ADVANCED TESTING BALANCING & ENERGY<br>CONSULTING LLC   | CONTRIBUTING<br>EMPLOYER |   |                                     |  |                                 |   |                                |  | No |
| AERDUX INC  | CONTRIBUTING<br>EMPLOYER |   |                                     |  |                                 |   |                                |  | No |
| AERO SERVICE TEST & BALANCING   | CONTRIBUTING<br>EMPLOYER |   |                                     |  |                                 |   |                                |  | No |



| Form 990, Schedule R, Part IV - Identification of Related Organizations Taxable as a Corporation or Trust |                          |   |                                     |  |                                 |   |                                |  |    |
|---|--------------------------|---|-------------------------------------|--|---------------------------------|---|--------------------------------|--|----|
| (a)<br>Name, address, and EIN of<br>related organization  | (b)<br>Primary activity  | (c)<br>Legal<br>domicile<br>(state or foreign<br>country) | (d)<br>Direct controlling<br>entity | (e)<br>Type of entity<br>(C corp, S corp,<br>or trust) | (f)<br>Share of total<br>income | (g)<br>Share of end-of-<br>year<br>assets | (h)<br>Percentage<br>ownership | (i)<br>Section 512<br>(b)(13)<br>controlled<br>entity? |    |
|   |                          |   |                                     |  |                                 |   |                                | Yes  | No |
| AIR & SPECIALTIES SM INC  | CONTRIBUTING<br>EMPLOYER |   |                                     |  |                                 |   |                                |  | No |
| AIR BALANCING ENGINEERS INC   | CONTRIBUTING<br>EMPLOYER |   |                                     |  |                                 |   |                                |  | No |
| AIR BALANCING SERVICE CO  | CONTRIBUTING<br>EMPLOYER |   |                                     |  |                                 |   |                                |  | No |
| AIR CENTRAL INC   | CONTRIBUTING<br>EMPLOYER |   |                                     |  |                                 |   |                                |  | No |
| AIR COMFORT CORPORATION   | CONTRIBUTING<br>EMPLOYER |   |                                     |  |                                 |   |                                |  | No |
| AIR CONTROLS BILLINGS INC   | CONTRIBUTING<br>EMPLOYER |   |                                     |  |                                 |   |                                |  | No |
| AIR CONTROLS BOZEMAN INC  | CONTRIBUTING<br>EMPLOYER |   |                                     |  |                                 |   |                                |  | No |
| AIR DATA INC  | CONTRIBUTING<br>EMPLOYER |   |                                     |  |                                 |   |                                |  | No |
| AIR DESIGN SYSTEM INC   | CONTRIBUTING<br>EMPLOYER |   |                                     |  |                                 |   |                                |  | No |
| AIR DISTRIBUTION CORP   | CONTRIBUTING<br>EMPLOYER |   |                                     |  |                                 |   |                                |  | No |
| AIR FILTER HEATING & CLG INC  | CONTRIBUTING<br>EMPLOYER |   |                                     |  |                                 |   |                                |  | No |
| AIR LOUVER & DAMPER INC   | CONTRIBUTING<br>EMPLOYER |   |                                     |  |                                 |   |                                |  | No |
| AIR MOVING EQUIPMENT CO   | CONTRIBUTING<br>EMPLOYER |   |                                     |  |                                 |   |                                |  | No |
| AIR PERFECT TOTAL SYSTEM CORP   | CONTRIBUTING<br>EMPLOYER |   |                                     |  |                                 |   |                                |  | No |
| AIR POWER INC   | CONTRIBUTING<br>EMPLOYER |   |                                     |  |                                 |   |                                |  | No |

| Form 990, Schedule R, Part IV - Identification of Related Organizations Taxable as a Corporation or Trust |                          |   |                                     |  |                                 |   |                                |  |    |
|---|--------------------------|---|-------------------------------------|--|---------------------------------|---|--------------------------------|--|----|
| (a)<br>Name, address, and EIN of<br>related organization  | (b)<br>Primary activity  | (c)<br>Legal<br>domicile<br>(state or foreign<br>country) | (d)<br>Direct controlling<br>entity | (e)<br>Type of entity<br>(C corp, S corp,<br>or trust) | (f)<br>Share of total<br>income | (g)<br>Share of end-of-<br>year<br>assets | (h)<br>Percentage<br>ownership | (i)<br>Section 512<br>(b)(13)<br>controlled<br>entity? |    |
|   |                          |   |                                     |  |                                 |   |                                | Yes  | No |
| AIR QUALITY INC   | CONTRIBUTING<br>EMPLOYER |   |                                     |  |                                 |   |                                |  | No |
| AIR RIGHT INC   | CONTRIBUTING<br>EMPLOYER |   |                                     |  |                                 |   |                                |  | No |
| AIR RITE HEATING & COOLING  | CONTRIBUTING<br>EMPLOYER |   |                                     |  |                                 |   |                                |  | No |
| AIR SIDE TECHNOLOGY CORP  | CONTRIBUTING<br>EMPLOYER |   |                                     |  |                                 |   |                                |  | No |
| AIR SYS BALANCING & TEST SERV   | CONTRIBUTING<br>EMPLOYER |   |                                     |  |                                 |   |                                |  | No |
| AIR SYSTEMS SHEET METAL   | CONTRIBUTING<br>EMPLOYER |   |                                     |  |                                 |   |                                |  | No |
| AIR TECH TEST & BALANCE INC   | CONTRIBUTING<br>EMPLOYER |   |                                     |  |                                 |   |                                |  | No |
| AIR WISE HEATING & COOLING INC  | CONTRIBUTING<br>EMPLOYER |   |                                     |  |                                 |   |                                |  | No |
| AIRCO HEATING AND COOLING INC   | CONTRIBUTING<br>EMPLOYER |   |                                     |  |                                 |   |                                |  | No |
| AIRCON SERVICE CO INC   | CONTRIBUTING<br>EMPLOYER |   |                                     |  |                                 |   |                                |  | No |
| AIR-DUCT MFG & SUPPLY INC   | CONTRIBUTING<br>EMPLOYER |   |                                     |  |                                 |   |                                |  | No |
| AIRECON MANUFACTURING CORP  | CONTRIBUTING<br>EMPLOYER |   |                                     |  |                                 |   |                                |  | No |
| AIRFLEX INDUSTRIAL INC  | CONTRIBUTING<br>EMPLOYER |   |                                     |  |                                 |   |                                |  | No |
| AIRFLOW AIR CONDITIONING<br>REFRIGERATION & HEATING INC   | CONTRIBUTING<br>EMPLOYER |   |                                     |  |                                 |   |                                |  | No |
| AIRPATH TESTING SERVICES INC  | CONTRIBUTING<br>EMPLOYER |   |                                     |  |                                 |   |                                |  | No |

| Form 990, Schedule R, Part IV - Identification of Related Organizations Taxable as a Corporation or Trust |                          |   |                                     |  |                                 |   |                                |  |    |
|---|--------------------------|---|-------------------------------------|--|---------------------------------|---|--------------------------------|--|----|
| (a)<br>Name, address, and EIN of<br>related organization  | (b)<br>Primary activity  | (c)<br>Legal<br>domicile<br>(state or foreign<br>country) | (d)<br>Direct controlling<br>entity | (e)<br>Type of entity<br>(C corp, S corp,<br>or trust) | (f)<br>Share of total<br>income | (g)<br>Share of end-of-<br>year<br>assets | (h)<br>Percentage<br>ownership | (i)<br>Section 512<br>(b)(13)<br>controlled<br>entity? |    |
|   |                          |   |                                     |  |                                 |   |                                | Yes  | No |
| AIRSIDE SHEET METAL   | CONTRIBUTING<br>EMPLOYER |   |                                     |  |                                 |   |                                |  | No |
| AIRTECH OF STAMFORD INC   | CONTRIBUTING<br>EMPLOYER |   |                                     |  |                                 |   |                                |  | No |
| AIRTIGHT LLC  | CONTRIBUTING<br>EMPLOYER |   |                                     |  |                                 |   |                                |  | No |
| AKB ENTERPRISES LLC DBA CHANCELLOR<br>CUSTOM COPPER   | CONTRIBUTING<br>EMPLOYER |   |                                     |  |                                 |   |                                |  | No |
| AKUA AIR CONDITIONING   | CONTRIBUTING<br>EMPLOYER |   |                                     |  |                                 |   |                                |  | No |
| ALAKA'I MECHANICAL CORP   | CONTRIBUTING<br>EMPLOYER |   |                                     |  |                                 |   |                                |  | No |
| ALBERS SHEET METAL  | CONTRIBUTING<br>EMPLOYER |   |                                     |  |                                 |   |                                |  | No |
| ALBERT ARNO HEATING & CLG INC   | CONTRIBUTING<br>EMPLOYER |   |                                     |  |                                 |   |                                |  | No |
| ALBERT J WAGNER & SON LLC   | CONTRIBUTING<br>EMPLOYER |   |                                     |  |                                 |   |                                |  | No |
| ALL AMERICAN COMMERCIAL ROOFING INC   | CONTRIBUTING<br>EMPLOYER |   |                                     |  |                                 |   |                                |  | No |
| ALL CITY TEST & BALANCE CORP  | CONTRIBUTING<br>EMPLOYER |   |                                     |  |                                 |   |                                |  | No |
| ALL FACETS SHEET METAL INC  | CONTRIBUTING<br>EMPLOYER |   |                                     |  |                                 |   |                                |  | No |
| ALL KRAFT ERECTOR INC   | CONTRIBUTING<br>EMPLOYER |   |                                     |  |                                 |   |                                |  | No |
| ALL PANEL SYSTEMS LLC   | CONTRIBUTING<br>EMPLOYER |   |                                     |  |                                 |   |                                |  | No |
| ALL PLY ROOFING CO INC  | CONTRIBUTING<br>EMPLOYER |   |                                     |  |                                 |   |                                |  | No |

| Form 990, Schedule R, Part IV - Identification of Related Organizations Taxable as a Corporation or Trust |                          |   |                                     |  |                                 |   |                                |  |    |
|---|--------------------------|---|-------------------------------------|--|---------------------------------|---|--------------------------------|--|----|
| (a)<br>Name, address, and EIN of<br>related organization  | (b)<br>Primary activity  | (c)<br>Legal<br>domicile<br>(state or foreign<br>country) | (d)<br>Direct controlling<br>entity | (e)<br>Type of entity<br>(C corp, S corp,<br>or trust) | (f)<br>Share of total<br>income | (g)<br>Share of end-of-<br>year<br>assets | (h)<br>Percentage<br>ownership | (i)<br>Section 512<br>(b)(13)<br>controlled<br>entity? |    |
|   |                          |   |                                     |  |                                 |   |                                | Yes  | No |
| ALL SEASONS AC & HTG  | CONTRIBUTING<br>EMPLOYER |   |                                     |  |                                 |   |                                |  | No |
| ALLIANCE INDUSTRIES LLC   | CONTRIBUTING<br>EMPLOYER |   |                                     |  |                                 |   |                                |  | No |
| ALLIANCE SHEET METAL  | CONTRIBUTING<br>EMPLOYER |   |                                     |  |                                 |   |                                |  | No |
| ALLIANCE TRI-STATE CONSTRUCTION INC   | CONTRIBUTING<br>EMPLOYER |   |                                     |  |                                 |   |                                |  | No |
| ALLIED MECHANICAL CONSTRUCTORS LLC  | CONTRIBUTING<br>EMPLOYER |   |                                     |  |                                 |   |                                |  | No |
| ALLIED MECHANICAL SERVICES INC  | CONTRIBUTING<br>EMPLOYER |   |                                     |  |                                 |   |                                |  | No |
| ALLIED RESTORATION CORP   | CONTRIBUTING<br>EMPLOYER |   |                                     |  |                                 |   |                                |  | No |
| ALLIED VENTILATION  | CONTRIBUTING<br>EMPLOYER |   |                                     |  |                                 |   |                                |  | No |
| ALLOYD INSULATION CO  | CONTRIBUTING<br>EMPLOYER |   |                                     |  |                                 |   |                                |  | No |
| ALL-PRO FABRICATION   | CONTRIBUTING<br>EMPLOYER |   |                                     |  |                                 |   |                                |  | No |
| ALLSTATE METAL FABRICATORS INC  | CONTRIBUTING<br>EMPLOYER |   |                                     |  |                                 |   |                                |  | No |
| ALLSTATE REST   | CONTRIBUTING<br>EMPLOYER |   |                                     |  |                                 |   |                                |  | No |
| ALPHA AIR BALANCING AGENCY INC  | CONTRIBUTING<br>EMPLOYER |   |                                     |  |                                 |   |                                |  | No |
| ALPHA MECHANICAL SERVICE INC  | CONTRIBUTING<br>EMPLOYER |   |                                     |  |                                 |   |                                |  | No |
| ALTHOFF INDUSTRIES INC  | CONTRIBUTING<br>EMPLOYER |   |                                     |  |                                 |   |                                |  | No |

| Form 990, Schedule R, Part IV - Identification of Related Organizations Taxable as a Corporation or Trust |                          |   |                                     |  |                                 |   |                                |  |    |
|---|--------------------------|---|-------------------------------------|--|---------------------------------|---|--------------------------------|--|----|
| (a)<br>Name, address, and EIN of<br>related organization  | (b)<br>Primary activity  | (c)<br>Legal<br>domicile<br>(state or foreign<br>country) | (d)<br>Direct controlling<br>entity | (e)<br>Type of entity<br>(C corp, S corp,<br>or trust) | (f)<br>Share of total<br>income | (g)<br>Share of end-of-<br>year<br>assets | (h)<br>Percentage<br>ownership | (i)<br>Section 512<br>(b)(13)<br>controlled<br>entity? |    |
|   |                          |   |                                     |  |                                 |   |                                | Yes  | No |
| ALTON SHEET METAL CORP  | CONTRIBUTING<br>EMPLOYER |   |                                     |  |                                 |   |                                |  | No |
| AMBER MECHANICAL CONTRACTORS INC  | CONTRIBUTING<br>EMPLOYER |   |                                     |  |                                 |   |                                |  | No |
| AMCO INC  | CONTRIBUTING<br>EMPLOYER |   |                                     |  |                                 |   |                                |  | No |
| AMERICAN AIR  | CONTRIBUTING<br>EMPLOYER |   |                                     |  |                                 |   |                                |  | No |
| AMERICAN AIR MECH SERV INC  | CONTRIBUTING<br>EMPLOYER |   |                                     |  |                                 |   |                                |  | No |
| AMERICAN BUILDING ENVIRONMENTS  | CONTRIBUTING<br>EMPLOYER |   |                                     |  |                                 |   |                                |  | No |
| AMERICAN MECH & SERV  | CONTRIBUTING<br>EMPLOYER |   |                                     |  |                                 |   |                                |  | No |
| AMERICAN SHEET METAL INDUSTRIAL INC   | CONTRIBUTING<br>EMPLOYER |   |                                     |  |                                 |   |                                |  | No |
| AMERICAN STAINLESS STEEL CORP   | CONTRIBUTING<br>EMPLOYER |   |                                     |  |                                 |   |                                |  | No |
| AMERICAN VENTURE INDUSTRIAL CO  | CONTRIBUTING<br>EMPLOYER |   |                                     |  |                                 |   |                                |  | No |
| AMIN SHEET METAL INC  | CONTRIBUTING<br>EMPLOYER |   |                                     |  |                                 |   |                                |  | No |
| AMX COOLING & HEATING LLC   | CONTRIBUTING<br>EMPLOYER |   |                                     |  |                                 |   |                                |  | No |
| AMX MECHANICAL CORP   | CONTRIBUTING<br>EMPLOYER |   |                                     |  |                                 |   |                                |  | No |
| ANCO INC  | CONTRIBUTING<br>EMPLOYER |   |                                     |  |                                 |   |                                |  | No |
| ANDERSON & SHAH ROOFING   | CONTRIBUTING<br>EMPLOYER |   |                                     |  |                                 |   |                                |  | No |

| Form 990, Schedule R, Part IV - Identification of Related Organizations Taxable as a Corporation or Trust |                          |   |                                     |  |                                 |   |                                |  |    |
|---|--------------------------|---|-------------------------------------|--|---------------------------------|---|--------------------------------|--|----|
| (a)<br>Name, address, and EIN of<br>related organization  | (b)<br>Primary activity  | (c)<br>Legal<br>domicile<br>(state or foreign<br>country) | (d)<br>Direct controlling<br>entity | (e)<br>Type of entity<br>(C corp, S corp,<br>or trust) | (f)<br>Share of total<br>income | (g)<br>Share of end-of-<br>year<br>assets | (h)<br>Percentage<br>ownership | (i)<br>Section 512<br>(b)(13)<br>controlled<br>entity? |    |
|   |                          |   |                                     |  |                                 |   |                                | Yes  | No |
| ANDERSON MECHANICAL SYSTEMS   | CONTRIBUTING<br>EMPLOYER |   |                                     |  |                                 |   |                                |  | No |
| ANDERSON PIPING CO INC  | CONTRIBUTING<br>EMPLOYER |   |                                     |  |                                 |   |                                |  | No |
| ANRON AIR SYSTEMS   | CONTRIBUTING<br>EMPLOYER |   |                                     |  |                                 |   |                                |  | No |
| ANTHONY ROOFING A TECTA   | CONTRIBUTING<br>EMPLOYER |   |                                     |  |                                 |   |                                |  | No |
| ANY TEMPERATURE INC   | CONTRIBUTING<br>EMPLOYER |   |                                     |  |                                 |   |                                |  | No |
| ANYTIME HEATING & AC  | CONTRIBUTING<br>EMPLOYER |   |                                     |  |                                 |   |                                |  | No |
| APACHE INDUSTRIAL UNITED  | CONTRIBUTING<br>EMPLOYER |   |                                     |  |                                 |   |                                |  | No |
| APEX CORPORATION  | CONTRIBUTING<br>EMPLOYER |   |                                     |  |                                 |   |                                |  | No |
| APOLLO ROOFING & SHEET METAL INC  | CONTRIBUTING<br>EMPLOYER |   |                                     |  |                                 |   |                                |  | No |
| APOLLO SHEET METAL INC  | CONTRIBUTING<br>EMPLOYER |   |                                     |  |                                 |   |                                |  | No |
| APPALACHIAN HTG & CLG   | CONTRIBUTING<br>EMPLOYER |   |                                     |  |                                 |   |                                |  | No |
| APPLE SHEET METAL   | CONTRIBUTING<br>EMPLOYER |   |                                     |  |                                 |   |                                |  | No |
| APPLEGATE INC   | CONTRIBUTING<br>EMPLOYER |   |                                     |  |                                 |   |                                |  | No |
| APPLEGATE USA U S M   | CONTRIBUTING<br>EMPLOYER |   |                                     |  |                                 |   |                                |  | No |
| APPLIED MECHANICAL SYSTEMS INC  | CONTRIBUTING<br>EMPLOYER |   |                                     |  |                                 |   |                                |  | No |

| Form 990, Schedule R, Part IV - Identification of Related Organizations Taxable as a Corporation or Trust |                          |   |                                     |  |                                 |   |                                |  |    |
|---|--------------------------|---|-------------------------------------|--|---------------------------------|---|--------------------------------|--|----|
| (a)<br>Name, address, and EIN of<br>related organization  | (b)<br>Primary activity  | (c)<br>Legal<br>domicile<br>(state or foreign<br>country) | (d)<br>Direct controlling<br>entity | (e)<br>Type of entity<br>(C corp, S corp,<br>or trust) | (f)<br>Share of total<br>income | (g)<br>Share of end-of-<br>year<br>assets | (h)<br>Percentage<br>ownership | (i)<br>Section 512<br>(b)(13)<br>controlled<br>entity? |    |
|   |                          |   |                                     |  |                                 |   |                                | Yes  | No |
| AQI MECHANICAL SYSTEMS CORP   | CONTRIBUTING<br>EMPLOYER |   |                                     |  |                                 |   |                                |  | No |
| ARCHITECTURAL METAL ERECTORS  | CONTRIBUTING<br>EMPLOYER |   |                                     |  |                                 |   |                                |  | No |
| ARCHITECTURAL PANEL SYSTEMS   | CONTRIBUTING<br>EMPLOYER |   |                                     |  |                                 |   |                                |  | No |
| ARCHITECTURAL PANEL SYSTEMS LLC   | CONTRIBUTING<br>EMPLOYER |   |                                     |  |                                 |   |                                |  | No |
| ARCHITECTURAL SHEET METAL   | CONTRIBUTING<br>EMPLOYER |   |                                     |  |                                 |   |                                |  | No |
| ARCHVIEW METAL SYSTEMS  | CONTRIBUTING<br>EMPLOYER |   |                                     |  |                                 |   |                                |  | No |
| ARCTIC ENGINEERING CO INC   | CONTRIBUTING<br>EMPLOYER |   |                                     |  |                                 |   |                                |  | No |
| AREA SHEET METAL INC  | CONTRIBUTING<br>EMPLOYER |   |                                     |  |                                 |   |                                |  | No |
| ARI PRODUCTS INC  | CONTRIBUTING<br>EMPLOYER |   |                                     |  |                                 |   |                                |  | No |
| ARIZONA SHEET METAL JOINT<br>APPRENTICESHIP & TRAINING CENTER   | CONTRIBUTING<br>EMPLOYER |   |                                     |  |                                 |   |                                |  | No |
| ARIZONA SYSTEM ANALYSIS   | CONTRIBUTING<br>EMPLOYER |   |                                     |  |                                 |   |                                |  | No |
| ARK LA TEX SM AND WELDING INC   | CONTRIBUTING<br>EMPLOYER |   |                                     |  |                                 |   |                                |  | No |
| ARLAN DAMPER CORP   | CONTRIBUTING<br>EMPLOYER |   |                                     |  |                                 |   |                                |  | No |
| ARMBRUST PLUMBING & HTG INC   | CONTRIBUTING<br>EMPLOYER |   |                                     |  |                                 |   |                                |  | No |
| ARMOR FAB LLC   | CONTRIBUTING<br>EMPLOYER |   |                                     |  |                                 |   |                                |  | No |

| Form 990, Schedule R, Part IV - Identification of Related Organizations Taxable as a Corporation or Trust |                          |   |                                     |  |                                 |   |                                |  |    |
|---|--------------------------|---|-------------------------------------|--|---------------------------------|---|--------------------------------|--|----|
| (a)<br>Name, address, and EIN of<br>related organization  | (b)<br>Primary activity  | (c)<br>Legal<br>domicile<br>(state or foreign<br>country) | (d)<br>Direct controlling<br>entity | (e)<br>Type of entity<br>(C corp, S corp,<br>or trust) | (f)<br>Share of total<br>income | (g)<br>Share of end-of-<br>year<br>assets | (h)<br>Percentage<br>ownership | (i)<br>Section 512<br>(b)(13)<br>controlled<br>entity? |    |
|   |                          |   |                                     |  |                                 |   |                                | Yes  | No |
| ARMSTRONG ROOFING CORP  | CONTRIBUTING<br>EMPLOYER |   |                                     |  |                                 |   |                                |  | No |
| ARMY CONSTRUCTION LLC   | CONTRIBUTING<br>EMPLOYER |   |                                     |  |                                 |   |                                |  | No |
| ARNOLD HTG CLG & SM INC   | CONTRIBUTING<br>EMPLOYER |   |                                     |  |                                 |   |                                |  | No |
| ARNOLD REFRIGERATION  | CONTRIBUTING<br>EMPLOYER |   |                                     |  |                                 |   |                                |  | No |
| ARNOLD STOVE & FIREPLACE CNT  | CONTRIBUTING<br>EMPLOYER |   |                                     |  |                                 |   |                                |  | No |
| ARTIC AIR HTG & CLG   | CONTRIBUTING<br>EMPLOYER |   |                                     |  |                                 |   |                                |  | No |
| ARTLIP & SONS INC   | CONTRIBUTING<br>EMPLOYER |   |                                     |  |                                 |   |                                |  | No |
| ASAP INC  | CONTRIBUTING<br>EMPLOYER |   |                                     |  |                                 |   |                                |  | No |
| ASSOCIATED MECHANICAL INC   | CONTRIBUTING<br>EMPLOYER |   |                                     |  |                                 |   |                                |  | No |
| ASSOCIATED ROOFING PROFES   | CONTRIBUTING<br>EMPLOYER |   |                                     |  |                                 |   |                                |  | No |
| ASSOCIATED SHEET METAL INC  | CONTRIBUTING<br>EMPLOYER |   |                                     |  |                                 |   |                                |  | No |
| ASSOCIATED TEST & BALANCE INC   | CONTRIBUTING<br>EMPLOYER |   |                                     |  |                                 |   |                                |  | No |
| ASTRO SHEET METAL   | CONTRIBUTING<br>EMPLOYER |   |                                     |  |                                 |   |                                |  | No |
| ATLANTA & NORTH GEORGIA BUILDING &<br>CONSTRUCTION TRADES COUNCIL   | CONTRIBUTING<br>EMPLOYER |   |                                     |  |                                 |   |                                |  | No |
| ATLANTIC CONTRACTING & SPECIALTIES LLC  | CONTRIBUTING<br>EMPLOYER |   |                                     |  |                                 |   |                                |  | No |



| Form 990, Schedule R, Part IV - Identification of Related Organizations Taxable as a Corporation or Trust |                         |   |                                     |  |                                 |   |                                |  |    |
|---|-------------------------|---|-------------------------------------|--|---------------------------------|---|--------------------------------|--|----|
| (a)<br>Name, address, and EIN of<br>related organization  | (b)<br>Primary activity | (c)<br>Legal<br>domicile<br>(state or foreign<br>country) | (d)<br>Direct controlling<br>entity | (e)<br>Type of entity<br>(C corp, S corp,<br>or trust) | (f)<br>Share of total<br>income | (g)<br>Share of end-of-<br>year<br>assets | (h)<br>Percentage<br>ownership | (i)<br>Section 512<br>(b)(13)<br>controlled<br>entity? |    |
|   |                         |   |                                     |  |                                 |   |                                | Yes  | No |
| ATLANTIC COOLING TECHNOLOGIES & SERVICES  | CONTRIBUTING EMPLOYER   |   |                                     |  |                                 |   |                                |  | No |
| ATLANTIC FABRICATION & COATINGS LLC   | CONTRIBUTING EMPLOYER   |   |                                     |  |                                 |   |                                |  | No |
| ATLANTIC PLANT MAINT  | CONTRIBUTING EMPLOYER   |   |                                     |  |                                 |   |                                |  | No |
| ATLAS BLOWPIPE & SHEET METAL  | CONTRIBUTING EMPLOYER   |   |                                     |  |                                 |   |                                |  | No |
| ATOMATIC MECHANICAL SERV INC  | CONTRIBUTING EMPLOYER   |   |                                     |  |                                 |   |                                |  | No |
| AUGUST WINTER & SONS INC  | CONTRIBUTING EMPLOYER   |   |                                     |  |                                 |   |                                |  | No |
| AURA INC  | CONTRIBUTING EMPLOYER   |   |                                     |  |                                 |   |                                |  | No |
| AUTOMATIC CLIMATE CONTROL   | CONTRIBUTING EMPLOYER   |   |                                     |  |                                 |   |                                |  | No |
| AUTOMATION SOLUTIONS INC  | CONTRIBUTING EMPLOYER   |   |                                     |  |                                 |   |                                |  | No |
| AWL SHEET METAL CORP  | CONTRIBUTING EMPLOYER   |   |                                     |  |                                 |   |                                |  | No |
| AXION SPECIALTY CONTRACTING LLC   | CONTRIBUTING EMPLOYER   |   |                                     |  |                                 |   |                                |  | No |
| B & B HEATING & AC  | CONTRIBUTING EMPLOYER   |   |                                     |  |                                 |   |                                |  | No |
| B & B SHEET METAL COMPANY INC   | CONTRIBUTING EMPLOYER   |   |                                     |  |                                 |   |                                |  | No |
| B & C SHEET METAL   | CONTRIBUTING EMPLOYER   |   |                                     |  |                                 |   |                                |  | No |
| B & L SM & ROOFING INC  | CONTRIBUTING EMPLOYER   |   |                                     |  |                                 |   |                                |  | No |

| Form 990, Schedule R, Part IV - Identification of Related Organizations Taxable as a Corporation or Trust |                          |   |                                     |  |                                 |   |                                |  |    |
|---|--------------------------|---|-------------------------------------|--|---------------------------------|---|--------------------------------|--|----|
| (a)<br>Name, address, and EIN of<br>related organization  | (b)<br>Primary activity  | (c)<br>Legal<br>domicile<br>(state or foreign<br>country) | (d)<br>Direct controlling<br>entity | (e)<br>Type of entity<br>(C corp, S corp,<br>or trust) | (f)<br>Share of total<br>income | (g)<br>Share of end-of-<br>year<br>assets | (h)<br>Percentage<br>ownership | (i)<br>Section 512<br>(b)(13)<br>controlled<br>entity? |    |
|   |                          |   |                                     |  |                                 |   |                                | Yes  | No |
| B & R CONSTRUCTION LLC  | CONTRIBUTING<br>EMPLOYER |   |                                     |  |                                 |   |                                |  | No |
| B & S PLUMBING & HEATING  | CONTRIBUTING<br>EMPLOYER |   |                                     |  |                                 |   |                                |  | No |
| B A ROMINES SHEET METAL   | CONTRIBUTING<br>EMPLOYER |   |                                     |  |                                 |   |                                |  | No |
| B E C MECHANICAL INC  | CONTRIBUTING<br>EMPLOYER |   |                                     |  |                                 |   |                                |  | No |
| B H W SHEET METAL CO  | CONTRIBUTING<br>EMPLOYER |   |                                     |  |                                 |   |                                |  | No |
| B M I IND SYSTEMS   | CONTRIBUTING<br>EMPLOYER |   |                                     |  |                                 |   |                                |  | No |
| B R PRODUCTIONS   | CONTRIBUTING<br>EMPLOYER |   |                                     |  |                                 |   |                                |  | No |
| B&D INDUSTRIES  | CONTRIBUTING<br>EMPLOYER |   |                                     |  |                                 |   |                                |  | No |
| B&H MECHANICAL  | CONTRIBUTING<br>EMPLOYER |   |                                     |  |                                 |   |                                |  | No |
| BAER HEATING & COOLING INC  | CONTRIBUTING<br>EMPLOYER |   |                                     |  |                                 |   |                                |  | No |
| BAETE FORSETH INC   | CONTRIBUTING<br>EMPLOYER |   |                                     |  |                                 |   |                                |  | No |
| BAHSON ENVIR SPECIALTIES  | CONTRIBUTING<br>EMPLOYER |   |                                     |  |                                 |   |                                |  | No |
| BAIZE CONTRACTING INC   | CONTRIBUTING<br>EMPLOYER |   |                                     |  |                                 |   |                                |  | No |
| BALANCE TECHNOLOGIES  | CONTRIBUTING<br>EMPLOYER |   |                                     |  |                                 |   |                                |  | No |
| BAM CUSTOM SHEET METAL LLC  | CONTRIBUTING<br>EMPLOYER |   |                                     |  |                                 |   |                                |  | No |

| Form 990, Schedule R, Part IV - Identification of Related Organizations Taxable as a Corporation or Trust |                          |   |                                     |  |                                 |   |                                |  |    |
|---|--------------------------|---|-------------------------------------|--|---------------------------------|---|--------------------------------|--|----|
| (a)<br>Name, address, and EIN of<br>related organization  | (b)<br>Primary activity  | (c)<br>Legal<br>domicile<br>(state or foreign<br>country) | (d)<br>Direct controlling<br>entity | (e)<br>Type of entity<br>(C corp, S corp,<br>or trust) | (f)<br>Share of total<br>income | (g)<br>Share of end-of-<br>year<br>assets | (h)<br>Percentage<br>ownership | (i)<br>Section 512<br>(b)(13)<br>controlled<br>entity? |    |
|   |                          |   |                                     |  |                                 |   |                                | Yes  | No |
| BAM DECKING INC   | CONTRIBUTING<br>EMPLOYER |   |                                     |  |                                 |   |                                |  | No |
| BAMCO INC   | CONTRIBUTING<br>EMPLOYER |   |                                     |  |                                 |   |                                |  | No |
| BARRETT SHEET METAL   | CONTRIBUTING<br>EMPLOYER |   |                                     |  |                                 |   |                                |  | No |
| BARRON HEATING & AC INC   | CONTRIBUTING<br>EMPLOYER |   |                                     |  |                                 |   |                                |  | No |
| BASSETT MECHANICAL INC  | CONTRIBUTING<br>EMPLOYER |   |                                     |  |                                 |   |                                |  | No |
| BAUER SHEET METAL INC   | CONTRIBUTING<br>EMPLOYER |   |                                     |  |                                 |   |                                |  | No |
| BAYLOR HEATING & AC INC   | CONTRIBUTING<br>EMPLOYER |   |                                     |  |                                 |   |                                |  | No |
| BEARD MECHANICAL CONTRACTORS  | CONTRIBUTING<br>EMPLOYER |   |                                     |  |                                 |   |                                |  | No |
| BEAULIEU COMPANY  | CONTRIBUTING<br>EMPLOYER |   |                                     |  |                                 |   |                                |  | No |
| BECKERS HEATING & AC INC  | CONTRIBUTING<br>EMPLOYER |   |                                     |  |                                 |   |                                |  | No |
| BEERY HEATING & COOLING INC   | CONTRIBUTING<br>EMPLOYER |   |                                     |  |                                 |   |                                |  | No |
| BEL AIRE MECHANICAL   | CONTRIBUTING<br>EMPLOYER |   |                                     |  |                                 |   |                                |  | No |
| BEL-AIR HEATING & COOLING CO  | CONTRIBUTING<br>EMPLOYER |   |                                     |  |                                 |   |                                |  | No |
| BELKNAP PLMB & HTG CO   | CONTRIBUTING<br>EMPLOYER |   |                                     |  |                                 |   |                                |  | No |
| BELL ENERGY MANAGEMENT  | CONTRIBUTING<br>EMPLOYER |   |                                     |  |                                 |   |                                |  | No |

| Form 990, Schedule R, Part IV - Identification of Related Organizations Taxable as a Corporation or Trust |                          |   |                                     |  |                                 |   |                                |  |    |
|---|--------------------------|---|-------------------------------------|--|---------------------------------|---|--------------------------------|--|----|
| (a)<br>Name, address, and EIN of<br>related organization  | (b)<br>Primary activity  | (c)<br>Legal<br>domicile<br>(state or foreign<br>country) | (d)<br>Direct controlling<br>entity | (e)<br>Type of entity<br>(C corp, S corp,<br>or trust) | (f)<br>Share of total<br>income | (g)<br>Share of end-of-<br>year<br>assets | (h)<br>Percentage<br>ownership | (i)<br>Section 512<br>(b)(13)<br>controlled<br>entity? |    |
|   |                          |   |                                     |  |                                 |   |                                | Yes  | No |
| BELL MECHANICAL INC   | CONTRIBUTING<br>EMPLOYER |   |                                     |  |                                 |   |                                |  | No |
| BELL PLUMBING & HEATING CO  | CONTRIBUTING<br>EMPLOYER |   |                                     |  |                                 |   |                                |  | No |
| BELLEVILLE MECHANICAL INC   | CONTRIBUTING<br>EMPLOYER |   |                                     |  |                                 |   |                                |  | No |
| BEL-O COOLING & HEATING INC   | CONTRIBUTING<br>EMPLOYER |   |                                     |  |                                 |   |                                |  | No |
| BEL-O SALES & SERVICE INC   | CONTRIBUTING<br>EMPLOYER |   |                                     |  |                                 |   |                                |  | No |
| BENINATI ROOFING & SM   | CONTRIBUTING<br>EMPLOYER |   |                                     |  |                                 |   |                                |  | No |
| BENMAR CONDITIONAIRE CORP   | CONTRIBUTING<br>EMPLOYER |   |                                     |  |                                 |   |                                |  | No |
| BENNETT & BROSSEAU ROOFING INC  | CONTRIBUTING<br>EMPLOYER |   |                                     |  |                                 |   |                                |  | No |
| BENNETT & BROSSEAU SM & ROOFING LLC   | CONTRIBUTING<br>EMPLOYER |   |                                     |  |                                 |   |                                |  | No |
| BENTLEY SHEET METAL & ROOFING   | CONTRIBUTING<br>EMPLOYER |   |                                     |  |                                 |   |                                |  | No |
| BERGER & KING INC   | CONTRIBUTING<br>EMPLOYER |   |                                     |  |                                 |   |                                |  | No |
| BERJEN METAL IND INC  | CONTRIBUTING<br>EMPLOYER |   |                                     |  |                                 |   |                                |  | No |
| BERRYMAN SHEET METAL & HVAC   | CONTRIBUTING<br>EMPLOYER |   |                                     |  |                                 |   |                                |  | No |
| BERSERKER DESIGN METALS LLC   | CONTRIBUTING<br>EMPLOYER |   |                                     |  |                                 |   |                                |  | No |
| BEST CONTRACTING SERV INC   | CONTRIBUTING<br>EMPLOYER |   |                                     |  |                                 |   |                                |  | No |

| Form 990, Schedule R, Part IV - Identification of Related Organizations Taxable as a Corporation or Trust |                          |   |                                     |  |                                 |   |                                |  |    |
|---|--------------------------|---|-------------------------------------|--|---------------------------------|---|--------------------------------|--|----|
| (a)<br>Name, address, and EIN of<br>related organization  | (b)<br>Primary activity  | (c)<br>Legal<br>domicile<br>(state or foreign<br>country) | (d)<br>Direct controlling<br>entity | (e)<br>Type of entity<br>(C corp, S corp,<br>or trust) | (f)<br>Share of total<br>income | (g)<br>Share of end-of-<br>year<br>assets | (h)<br>Percentage<br>ownership | (i)<br>Section 512<br>(b)(13)<br>controlled<br>entity? |    |
|   |                          |   |                                     |  |                                 |   |                                | Yes  | No |
| BEST IMPRESSIONS INC  | CONTRIBUTING<br>EMPLOYER |   |                                     |  |                                 |   |                                |  | No |
| BETTENDORF HEATING CO   | CONTRIBUTING<br>EMPLOYER |   |                                     |  |                                 |   |                                |  | No |
| BETTER AIR QUALITY INC  | CONTRIBUTING<br>EMPLOYER |   |                                     |  |                                 |   |                                |  | No |
| BHI ENERGY I SPECIALTY SERVICES LLC   | CONTRIBUTING<br>EMPLOYER |   |                                     |  |                                 |   |                                |  | No |
| BIEDRON HEATING & COOLING INC   | CONTRIBUTING<br>EMPLOYER |   |                                     |  |                                 |   |                                |  | No |
| BIG BEND ASSOCIATES   | CONTRIBUTING<br>EMPLOYER |   |                                     |  |                                 |   |                                |  | No |
| BILFINGER INDUSTRIAL SERVICES   | CONTRIBUTING<br>EMPLOYER |   |                                     |  |                                 |   |                                |  | No |
| BIRMINGHAM FURNACE  | CONTRIBUTING<br>EMPLOYER |   |                                     |  |                                 |   |                                |  | No |
| BLACKHAWK HVAC INC  | CONTRIBUTING<br>EMPLOYER |   |                                     |  |                                 |   |                                |  | No |
| BLACKMORE & BUCKNER ROOFING   | CONTRIBUTING<br>EMPLOYER |   |                                     |  |                                 |   |                                |  | No |
| BLACKSTONE TEST & BALANCE   | CONTRIBUTING<br>EMPLOYER |   |                                     |  |                                 |   |                                |  | No |
| BLAKELY SHEET METAL LLC   | CONTRIBUTING<br>EMPLOYER |   |                                     |  |                                 |   |                                |  | No |
| BLEDSON ENVIRONMENTAL LLC   | CONTRIBUTING<br>EMPLOYER |   |                                     |  |                                 |   |                                |  | No |
| BLOOMFIELD CORP 13  | CONTRIBUTING<br>EMPLOYER |   |                                     |  |                                 |   |                                |  | No |
| BLUE DIAMOND SM INC   | CONTRIBUTING<br>EMPLOYER |   |                                     |  |                                 |   |                                |  | No |

| Form 990, Schedule R, Part IV - Identification of Related Organizations Taxable as a Corporation or Trust |                          |   |                                     |  |                                 |   |                                |  |    |
|---|--------------------------|---|-------------------------------------|--|---------------------------------|---|--------------------------------|--|----|
| (a)<br>Name, address, and EIN of<br>related organization  | (b)<br>Primary activity  | (c)<br>Legal<br>domicile<br>(state or foreign<br>country) | (d)<br>Direct controlling<br>entity | (e)<br>Type of entity<br>(C corp, S corp,<br>or trust) | (f)<br>Share of total<br>income | (g)<br>Share of end-of-<br>year<br>assets | (h)<br>Percentage<br>ownership | (i)<br>Section 512<br>(b)(13)<br>controlled<br>entity? |    |
|   |                          |   |                                     |  |                                 |   |                                | Yes  | No |
| BLUE MOUNTAIN MECHANICAL INC  | CONTRIBUTING<br>EMPLOYER |   |                                     |  |                                 |   |                                |  | No |
| BLUE RIDGE HEATING & AIR INC  | CONTRIBUTING<br>EMPLOYER |   |                                     |  |                                 |   |                                |  | No |
| BLUEGRASS METAL WORKS   | CONTRIBUTING<br>EMPLOYER |   |                                     |  |                                 |   |                                |  | No |
| BMWC CONSTRUCTORS INC   | CONTRIBUTING<br>EMPLOYER |   |                                     |  |                                 |   |                                |  | No |
| BO GUARDS MECHANICAL LLC  | CONTRIBUTING<br>EMPLOYER |   |                                     |  |                                 |   |                                |  | No |
| BOGGS ROOFING INC   | CONTRIBUTING<br>EMPLOYER |   |                                     |  |                                 |   |                                |  | No |
| BOHN HEATING & SHEET METAL  | CONTRIBUTING<br>EMPLOYER |   |                                     |  |                                 |   |                                |  | No |
| BONESO BROTHERS CONSTRUCTION  | CONTRIBUTING<br>EMPLOYER |   |                                     |  |                                 |   |                                |  | No |
| BONLAND INDUSTRIES  | CONTRIBUTING<br>EMPLOYER |   |                                     |  |                                 |   |                                |  | No |
| BONNER SHEET METAL  | CONTRIBUTING<br>EMPLOYER |   |                                     |  |                                 |   |                                |  | No |
| BORCHERS SHEET METAL LLC  | CONTRIBUTING<br>EMPLOYER |   |                                     |  |                                 |   |                                |  | No |
| BORDER MECHANICALS LLC  | CONTRIBUTING<br>EMPLOYER |   |                                     |  |                                 |   |                                |  | No |
| BORNHOEFT HEATING & AC  | CONTRIBUTING<br>EMPLOYER |   |                                     |  |                                 |   |                                |  | No |
| BOSTON AIR SYSTEMS INC  | CONTRIBUTING<br>EMPLOYER |   |                                     |  |                                 |   |                                |  | No |
| BOSWELL BUILDING CONTRACTORS  | CONTRIBUTING<br>EMPLOYER |   |                                     |  |                                 |   |                                |  | No |

| Form 990, Schedule R, Part IV - Identification of Related Organizations Taxable as a Corporation or Trust |                          |   |                                     |  |                                 |   |                                |  |    |
|---|--------------------------|---|-------------------------------------|--|---------------------------------|---|--------------------------------|--|----|
| (a)<br>Name, address, and EIN of<br>related organization  | (b)<br>Primary activity  | (c)<br>Legal<br>domicile<br>(state or foreign<br>country) | (d)<br>Direct controlling<br>entity | (e)<br>Type of entity<br>(C corp, S corp,<br>or trust) | (f)<br>Share of total<br>income | (g)<br>Share of end-of-<br>year<br>assets | (h)<br>Percentage<br>ownership | (i)<br>Section 512<br>(b)(13)<br>controlled<br>entity? |    |
|   |                          |   |                                     |  |                                 |   |                                | Yes  | No |
| BOVA CORP   | CONTRIBUTING<br>EMPLOYER |   |                                     |  |                                 |   |                                |  | No |
| BPI TESTING LLC   | CONTRIBUTING<br>EMPLOYER |   |                                     |  |                                 |   |                                |  | No |
| BRADLEY HEATING & AC INC  | CONTRIBUTING<br>EMPLOYER |   |                                     |  |                                 |   |                                |  | No |
| BRADLEY J WILLIAMS INC  | CONTRIBUTING<br>EMPLOYER |   |                                     |  |                                 |   |                                |  | No |
| BRAND ENERGY SERVICES LLC   | CONTRIBUTING<br>EMPLOYER |   |                                     |  |                                 |   |                                |  | No |
| BRANDT MECHANICAL SERVICES INC  | CONTRIBUTING<br>EMPLOYER |   |                                     |  |                                 |   |                                |  | No |
| BRANNON INC DBA   | CONTRIBUTING<br>EMPLOYER |   |                                     |  |                                 |   |                                |  | No |
| BRAY SHEET METAL CO   | CONTRIBUTING<br>EMPLOYER |   |                                     |  |                                 |   |                                |  | No |
| BREAULT HEATING & COOLING   | CONTRIBUTING<br>EMPLOYER |   |                                     |  |                                 |   |                                |  | No |
| BRENNAN HEATING & AC INC  | CONTRIBUTING<br>EMPLOYER |   |                                     |  |                                 |   |                                |  | No |
| BRENNAN HEATING & COOLING   | CONTRIBUTING<br>EMPLOYER |   |                                     |  |                                 |   |                                |  | No |
| BRIAN TREMATORE PLMG & HTG INC  | CONTRIBUTING<br>EMPLOYER |   |                                     |  |                                 |   |                                |  | No |
| BRIDGER MECHANICAL INC  | CONTRIBUTING<br>EMPLOYER |   |                                     |  |                                 |   |                                |  | No |
| BRIGADIER ROOFING INC   | CONTRIBUTING<br>EMPLOYER |   |                                     |  |                                 |   |                                |  | No |
| BRIGHT SHEET METAL CO INC   | CONTRIBUTING<br>EMPLOYER |   |                                     |  |                                 |   |                                |  | No |

| Form 990, Schedule R, Part IV - Identification of Related Organizations Taxable as a Corporation or Trust |                          |   |                                     |  |                                 |   |                                |  |    |
|---|--------------------------|---|-------------------------------------|--|---------------------------------|---|--------------------------------|--|----|
| (a)<br>Name, address, and EIN of<br>related organization  | (b)<br>Primary activity  | (c)<br>Legal<br>domicile<br>(state or foreign<br>country) | (d)<br>Direct controlling<br>entity | (e)<br>Type of entity<br>(C corp, S corp,<br>or trust) | (f)<br>Share of total<br>income | (g)<br>Share of end-of-<br>year<br>assets | (h)<br>Percentage<br>ownership | (i)<br>Section 512<br>(b)(13)<br>controlled<br>entity? |    |
|   |                          |   |                                     |  |                                 |   |                                | Yes  | No |
| BROCK INDUSTRIAL SERVICES LLC   | CONTRIBUTING<br>EMPLOYER |   |                                     |  |                                 |   |                                |  | No |
| BROCKWAY CO INC   | CONTRIBUTING<br>EMPLOYER |   |                                     |  |                                 |   |                                |  | No |
| BROTHERS SHEET METAL INC  | CONTRIBUTING<br>EMPLOYER |   |                                     |  |                                 |   |                                |  | No |
| BRUCE'S KITCHEN INSTALLERS  | CONTRIBUTING<br>EMPLOYER |   |                                     |  |                                 |   |                                |  | No |
| BRYANT SHEET METAL  | CONTRIBUTING<br>EMPLOYER |   |                                     |  |                                 |   |                                |  | No |
| BSM MECHANICAL LLC  | CONTRIBUTING<br>EMPLOYER |   |                                     |  |                                 |   |                                |  | No |
| BUCKEYE MECHANICAL CONTRACTORS  | CONTRIBUTING<br>EMPLOYER |   |                                     |  |                                 |   |                                |  | No |
| BUCKLEY ASSOCIATES INC  | CONTRIBUTING<br>EMPLOYER |   |                                     |  |                                 |   |                                |  | No |
| BUDD MECHANICAL SYSTEMS   | CONTRIBUTING<br>EMPLOYER |   |                                     |  |                                 |   |                                |  | No |
| BUDDE SHEET METAL WORKS INC   | CONTRIBUTING<br>EMPLOYER |   |                                     |  |                                 |   |                                |  | No |
| BUILDERS HEATING INC  | CONTRIBUTING<br>EMPLOYER |   |                                     |  |                                 |   |                                |  | No |
| BURKE METALS LLC  | CONTRIBUTING<br>EMPLOYER |   |                                     |  |                                 |   |                                |  | No |
| BURNHAM INDUSTRIAL CONTR INC  | CONTRIBUTING<br>EMPLOYER |   |                                     |  |                                 |   |                                |  | No |
| BURTS INC   | CONTRIBUTING<br>EMPLOYER |   |                                     |  |                                 |   |                                |  | No |
| BUTLER SHEET METAL CO   | CONTRIBUTING<br>EMPLOYER |   |                                     |  |                                 |   |                                |  | No |



| Form 990, Schedule R, Part IV - Identification of Related Organizations Taxable as a Corporation or Trust |                          |   |                                     |  |                                 |   |                                |  |    |
|---|--------------------------|---|-------------------------------------|--|---------------------------------|---|--------------------------------|--|----|
| (a)<br>Name, address, and EIN of<br>related organization  | (b)<br>Primary activity  | (c)<br>Legal<br>domicile<br>(state or foreign<br>country) | (d)<br>Direct controlling<br>entity | (e)<br>Type of entity<br>(C corp, S corp,<br>or trust) | (f)<br>Share of total<br>income | (g)<br>Share of end-of-<br>year<br>assets | (h)<br>Percentage<br>ownership | (i)<br>Section 512<br>(b)(13)<br>controlled<br>entity? |    |
|   |                          |   |                                     |  |                                 |   |                                | Yes  | No |
| BUTTE TIN SHOP INC  | CONTRIBUTING<br>EMPLOYER |   |                                     |  |                                 |   |                                |  | No |
| BUTTERFIELD HEALTHCARE LABOR LLC  | CONTRIBUTING<br>EMPLOYER |   |                                     |  |                                 |   |                                |  | No |
| BUTTERS FETTING CO  | CONTRIBUTING<br>EMPLOYER |   |                                     |  |                                 |   |                                |  | No |
| BWXT Y-12 LLC SUSAN TREECE  | CONTRIBUTING<br>EMPLOYER |   |                                     |  |                                 |   |                                |  | No |
| C & C SERVICE   | CONTRIBUTING<br>EMPLOYER |   |                                     |  |                                 |   |                                |  | No |
| C & C SHEET METAL CO INC  | CONTRIBUTING<br>EMPLOYER |   |                                     |  |                                 |   |                                |  | No |
| C & D SERVICE INC   | CONTRIBUTING<br>EMPLOYER |   |                                     |  |                                 |   |                                |  | No |
| C & E HEATING & SHEET METAL   | CONTRIBUTING<br>EMPLOYER |   |                                     |  |                                 |   |                                |  | No |
| C & F FABRICATORS INC   | CONTRIBUTING<br>EMPLOYER |   |                                     |  |                                 |   |                                |  | No |
| C & K HEATING & COOLING INC   | CONTRIBUTING<br>EMPLOYER |   |                                     |  |                                 |   |                                |  | No |
| C & L SHEET METAL   | CONTRIBUTING<br>EMPLOYER |   |                                     |  |                                 |   |                                |  | No |
| C & M INDUSTRIAL MECH INC   | CONTRIBUTING<br>EMPLOYER |   |                                     |  |                                 |   |                                |  | No |
| C & R EQUIPMENT LLC   | CONTRIBUTING<br>EMPLOYER |   |                                     |  |                                 |   |                                |  | No |
| C & R MECHANICAL COMPANY  | CONTRIBUTING<br>EMPLOYER |   |                                     |  |                                 |   |                                |  | No |
| C & S HEATING & COOLING   | CONTRIBUTING<br>EMPLOYER |   |                                     |  |                                 |   |                                |  | No |

| Form 990, Schedule R, Part IV - Identification of Related Organizations Taxable as a Corporation or Trust |                          |   |                                     |  |                                 |   |                                |  |    |
|---|--------------------------|---|-------------------------------------|--|---------------------------------|---|--------------------------------|--|----|
| (a)<br>Name, address, and EIN of<br>related organization  | (b)<br>Primary activity  | (c)<br>Legal<br>domicile<br>(state or foreign<br>country) | (d)<br>Direct controlling<br>entity | (e)<br>Type of entity<br>(C corp, S corp,<br>or trust) | (f)<br>Share of total<br>income | (g)<br>Share of end-of-<br>year<br>assets | (h)<br>Percentage<br>ownership | (i)<br>Section 512<br>(b)(13)<br>controlled<br>entity? |    |
|   |                          |   |                                     |  |                                 |   |                                | Yes  | No |
| C & T MECHANICAL INC  | CONTRIBUTING<br>EMPLOYER |   |                                     |  |                                 |   |                                |  | No |
| C A SYSTEMS   | CONTRIBUTING<br>EMPLOYER |   |                                     |  |                                 |   |                                |  | No |
| C ACITELLI HEATING CO   | CONTRIBUTING<br>EMPLOYER |   |                                     |  |                                 |   |                                |  | No |
| C E I MICHIGAN LLC  | CONTRIBUTING<br>EMPLOYER |   |                                     |  |                                 |   |                                |  | No |
| C F I ENGINEERING COMPANY   | CONTRIBUTING<br>EMPLOYER |   |                                     |  |                                 |   |                                |  | No |
| C F M TEST & BALANCE CORP   | CONTRIBUTING<br>EMPLOYER |   |                                     |  |                                 |   |                                |  | No |
| C M AC CONTRACTORS  | CONTRIBUTING<br>EMPLOYER |   |                                     |  |                                 |   |                                |  | No |
| C M P SHEET METAL INC   | CONTRIBUTING<br>EMPLOYER |   |                                     |  |                                 |   |                                |  | No |
| C W SHEET METAL   | CONTRIBUTING<br>EMPLOYER |   |                                     |  |                                 |   |                                |  | No |
| C&F FABRICATING LLC   | CONTRIBUTING<br>EMPLOYER |   |                                     |  |                                 |   |                                |  | No |
| CA MURREN & SONS CO   | CONTRIBUTING<br>EMPLOYER |   |                                     |  |                                 |   |                                |  | No |
| CABELL SHEET METAL & RFG INC  | CONTRIBUTING<br>EMPLOYER |   |                                     |  |                                 |   |                                |  | No |
| CADVANTAGE DRAFTING SERVICE INC   | CONTRIBUTING<br>EMPLOYER |   |                                     |  |                                 |   |                                |  | No |
| CALDWELL PLUMBING & HEATING   | CONTRIBUTING<br>EMPLOYER |   |                                     |  |                                 |   |                                |  | No |
| CAMBRIDGE SHEET METAL   | CONTRIBUTING<br>EMPLOYER |   |                                     |  |                                 |   |                                |  | No |

| Form 990, Schedule R, Part IV - Identification of Related Organizations Taxable as a Corporation or Trust |                          |   |                                     |  |                                 |   |                                |  |    |
|---|--------------------------|---|-------------------------------------|--|---------------------------------|---|--------------------------------|--|----|
| (a)<br>Name, address, and EIN of<br>related organization  | (b)<br>Primary activity  | (c)<br>Legal<br>domicile<br>(state or foreign<br>country) | (d)<br>Direct controlling<br>entity | (e)<br>Type of entity<br>(C corp, S corp,<br>or trust) | (f)<br>Share of total<br>income | (g)<br>Share of end-of-<br>year<br>assets | (h)<br>Percentage<br>ownership | (i)<br>Section 512<br>(b)(13)<br>controlled<br>entity? |    |
|   |                          |   |                                     |  |                                 |   |                                | Yes  | No |
| CAMPBELL SHEET METAL  | CONTRIBUTING<br>EMPLOYER |   |                                     |  |                                 |   |                                |  | No |
| CAMPBELL VENTILATION INC  | CONTRIBUTING<br>EMPLOYER |   |                                     |  |                                 |   |                                |  | No |
| CAPITAL HARDWARE SUPPLY INC   | CONTRIBUTING<br>EMPLOYER |   |                                     |  |                                 |   |                                |  | No |
| CAPITOL GLASS ARCH METAL  | CONTRIBUTING<br>EMPLOYER |   |                                     |  |                                 |   |                                |  | No |
| CAQS INC  | CONTRIBUTING<br>EMPLOYER |   |                                     |  |                                 |   |                                |  | No |
| CAREY & WALSH INC   | CONTRIBUTING<br>EMPLOYER |   |                                     |  |                                 |   |                                |  | No |
| CAREY'S HEATING & AC INC  | CONTRIBUTING<br>EMPLOYER |   |                                     |  |                                 |   |                                |  | No |
| CARL FISHER COMPANY   | CONTRIBUTING<br>EMPLOYER |   |                                     |  |                                 |   |                                |  | No |
| CARLS SHEET METAL   | CONTRIBUTING<br>EMPLOYER |   |                                     |  |                                 |   |                                |  | No |
| CARLSON DULUTH COMPANY  | CONTRIBUTING<br>EMPLOYER |   |                                     |  |                                 |   |                                |  | No |
| CAROLINA SHEET METAL  | CONTRIBUTING<br>EMPLOYER |   |                                     |  |                                 |   |                                |  | No |
| CAROLLO METAL WORKS   | CONTRIBUTING<br>EMPLOYER |   |                                     |  |                                 |   |                                |  | No |
| CATTRELL COMPANIES  | CONTRIBUTING<br>EMPLOYER |   |                                     |  |                                 |   |                                |  | No |
| CB&I STONE & WEBSTER CONSTRUCTION INC   | CONTRIBUTING<br>EMPLOYER |   |                                     |  |                                 |   |                                |  | No |
| CCS MECHANICAL INC  | CONTRIBUTING<br>EMPLOYER |   |                                     |  |                                 |   |                                |  | No |

| Form 990, Schedule R, Part IV - Identification of Related Organizations Taxable as a Corporation or Trust |                          |   |                                     |  |                                 |   |                                |  |    |
|---|--------------------------|---|-------------------------------------|--|---------------------------------|---|--------------------------------|--|----|
| (a)<br>Name, address, and EIN of<br>related organization  | (b)<br>Primary activity  | (c)<br>Legal<br>domicile<br>(state or foreign<br>country) | (d)<br>Direct controlling<br>entity | (e)<br>Type of entity<br>(C corp, S corp,<br>or trust) | (f)<br>Share of total<br>income | (g)<br>Share of end-of-<br>year<br>assets | (h)<br>Percentage<br>ownership | (i)<br>Section 512<br>(b)(13)<br>controlled<br>entity? |    |
|   |                          |   |                                     |  |                                 |   |                                | Yes  | No |
| CEDAR RAPIDS IOWA CITY JATC   | CONTRIBUTING<br>EMPLOYER |   |                                     |  |                                 |   |                                |  | No |
| CELTIC SHEET METAL  | CONTRIBUTING<br>EMPLOYER |   |                                     |  |                                 |   |                                |  | No |
| CEMCO   | CONTRIBUTING<br>EMPLOYER |   |                                     |  |                                 |   |                                |  | No |
| CENTER SHEET METAL INC  | CONTRIBUTING<br>EMPLOYER |   |                                     |  |                                 |   |                                |  | No |
| CENTRAL HEATING & AC INC  | CONTRIBUTING<br>EMPLOYER |   |                                     |  |                                 |   |                                |  | No |
| CENTRAL KENTUCKY INDUSTRIAL   | CONTRIBUTING<br>EMPLOYER |   |                                     |  |                                 |   |                                |  | No |
| CENTRAL MECHANICAL SERVICES   | CONTRIBUTING<br>EMPLOYER |   |                                     |  |                                 |   |                                |  | No |
| CENTRAL MECHANICAL SYSTEMS  | CONTRIBUTING<br>EMPLOYER |   |                                     |  |                                 |   |                                |  | No |
| CENTRAL MECHANICAL SYSTEMS INC  | CONTRIBUTING<br>EMPLOYER |   |                                     |  |                                 |   |                                |  | No |
| CENTRAL NEW YORK SHEET METAL  | CONTRIBUTING<br>EMPLOYER |   |                                     |  |                                 |   |                                |  | No |
| CENTRAL SHEET METAL   | CONTRIBUTING<br>EMPLOYER |   |                                     |  |                                 |   |                                |  | No |
| CENTRAL SHEET METAL CO INC  | CONTRIBUTING<br>EMPLOYER |   |                                     |  |                                 |   |                                |  | No |
| CENTRAL SHEET METAL FABRICATION INC   | CONTRIBUTING<br>EMPLOYER |   |                                     |  |                                 |   |                                |  | No |
| CENTURY ROOFING & SHEET METAL   | CONTRIBUTING<br>EMPLOYER |   |                                     |  |                                 |   |                                |  | No |
| CERNIGLIA METALS LLC  | CONTRIBUTING<br>EMPLOYER |   |                                     |  |                                 |   |                                |  | No |

| Form 990, Schedule R, Part IV - Identification of Related Organizations Taxable as a Corporation or Trust |                          |   |                                     |  |                                 |   |                                |  |    |
|---|--------------------------|---|-------------------------------------|--|---------------------------------|---|--------------------------------|--|----|
| (a)<br>Name, address, and EIN of<br>related organization  | (b)<br>Primary activity  | (c)<br>Legal<br>domicile<br>(state or foreign<br>country) | (d)<br>Direct controlling<br>entity | (e)<br>Type of entity<br>(C corp, S corp,<br>or trust) | (f)<br>Share of total<br>income | (g)<br>Share of end-of-<br>year<br>assets | (h)<br>Percentage<br>ownership | (i)<br>Section 512<br>(b)(13)<br>controlled<br>entity? |    |
|   |                          |   |                                     |  |                                 |   |                                | Yes  | No |
| CERTIFIED BALANCING COMMISSIONING   | CONTRIBUTING<br>EMPLOYER |   |                                     |  |                                 |   |                                |  | No |
| CERTIFIED INC   | CONTRIBUTING<br>EMPLOYER |   |                                     |  |                                 |   |                                |  | No |
| CERTIFIED TESTING   | CONTRIBUTING<br>EMPLOYER |   |                                     |  |                                 |   |                                |  | No |
| CHAMPION METAL & GLASS INC  | CONTRIBUTING<br>EMPLOYER |   |                                     |  |                                 |   |                                |  | No |
| CHAPMAN CORPORATION   | CONTRIBUTING<br>EMPLOYER |   |                                     |  |                                 |   |                                |  | No |
| CHARLES E JARRELL CONTR CO INC  | CONTRIBUTING<br>EMPLOYER |   |                                     |  |                                 |   |                                |  | No |
| CHARLES F EVANS CO  | CONTRIBUTING<br>EMPLOYER |   |                                     |  |                                 |   |                                |  | No |
| CHARLES P BLOUIN INC  | CONTRIBUTING<br>EMPLOYER |   |                                     |  |                                 |   |                                |  | No |
| CHASE PLUMBING & MECH INC   | CONTRIBUTING<br>EMPLOYER |   |                                     |  |                                 |   |                                |  | No |
| CHERRY HILL GLASS CO  | CONTRIBUTING<br>EMPLOYER |   |                                     |  |                                 |   |                                |  | No |
| CHICAGO ROOF DECK LLC   | CONTRIBUTING<br>EMPLOYER |   |                                     |  |                                 |   |                                |  | No |
| CHINOOK TEST & BALANCE INC  | CONTRIBUTING<br>EMPLOYER |   |                                     |  |                                 |   |                                |  | No |
| CHRIS ANDERSEN RFG & ERECTING   | CONTRIBUTING<br>EMPLOYER |   |                                     |  |                                 |   |                                |  | No |
| CHUGACH FEDERAL SOLUTIONS INC   | CONTRIBUTING<br>EMPLOYER |   |                                     |  |                                 |   |                                |  | No |
| CIC MECHANICAL SYSTEMS LLC  | CONTRIBUTING<br>EMPLOYER |   |                                     |  |                                 |   |                                |  | No |

| Form 990, Schedule R, Part IV - Identification of Related Organizations Taxable as a Corporation or Trust |                          |   |                                     |  |                                 |   |                                |  |    |
|---|--------------------------|---|-------------------------------------|--|---------------------------------|---|--------------------------------|--|----|
| (a)<br>Name, address, and EIN of<br>related organization  | (b)<br>Primary activity  | (c)<br>Legal<br>domicile<br>(state or foreign<br>country) | (d)<br>Direct controlling<br>entity | (e)<br>Type of entity<br>(C corp, S corp,<br>or trust) | (f)<br>Share of total<br>income | (g)<br>Share of end-of-<br>year<br>assets | (h)<br>Percentage<br>ownership | (i)<br>Section 512<br>(b)(13)<br>controlled<br>entity? |    |
|   |                          |   |                                     |  |                                 |   |                                | Yes  | No |
| CIRCLE R MECHANICAL INC   | CONTRIBUTING<br>EMPLOYER |   |                                     |  |                                 |   |                                |  | No |
| CITY AIR MECHANICAL INC   | CONTRIBUTING<br>EMPLOYER |   |                                     |  |                                 |   |                                |  | No |
| CITY ISLAND AIR INC   | CONTRIBUTING<br>EMPLOYER |   |                                     |  |                                 |   |                                |  | No |
| CITY SIGN SERVICE INC   | CONTRIBUTING<br>EMPLOYER |   |                                     |  |                                 |   |                                |  | No |
| CJ MARLY CONSTRUCTION INC   | CONTRIBUTING<br>EMPLOYER |   |                                     |  |                                 |   |                                |  | No |
| CK UNITED SM & MECHANICAL INC   | CONTRIBUTING<br>EMPLOYER |   |                                     |  |                                 |   |                                |  | No |
| CL COATINGS LLC   | CONTRIBUTING<br>EMPLOYER |   |                                     |  |                                 |   |                                |  | No |
| CLARK MECHANICAL SERVICES   | CONTRIBUTING<br>EMPLOYER |   |                                     |  |                                 |   |                                |  | No |
| CLASSIC METALS INC  | CONTRIBUTING<br>EMPLOYER |   |                                     |  |                                 |   |                                |  | No |
| CLAY PIPING SYSTEMS INC   | CONTRIBUTING<br>EMPLOYER |   |                                     |  |                                 |   |                                |  | No |
| CLEAR CREEK HVAC SERVICES LLC   | CONTRIBUTING<br>EMPLOYER |   |                                     |  |                                 |   |                                |  | No |
| CLIMATE ENGINEERS INC   | CONTRIBUTING<br>EMPLOYER |   |                                     |  |                                 |   |                                |  | No |
| CLIMATE MAKERS INC  | CONTRIBUTING<br>EMPLOYER |   |                                     |  |                                 |   |                                |  | No |
| CLIMATE MASTER MECH CONTR INC   | CONTRIBUTING<br>EMPLOYER |   |                                     |  |                                 |   |                                |  | No |
| CLIMATE MASTERS INC   | CONTRIBUTING<br>EMPLOYER |   |                                     |  |                                 |   |                                |  | No |

| Form 990, Schedule R, Part IV - Identification of Related Organizations Taxable as a Corporation or Trust |                          |   |                                     |  |                                 |   |                                |  |    |
|---|--------------------------|---|-------------------------------------|--|---------------------------------|---|--------------------------------|--|----|
| (a)<br>Name, address, and EIN of<br>related organization  | (b)<br>Primary activity  | (c)<br>Legal<br>domicile<br>(state or foreign<br>country) | (d)<br>Direct controlling<br>entity | (e)<br>Type of entity<br>(C corp, S corp,<br>or trust) | (f)<br>Share of total<br>income | (g)<br>Share of end-of-<br>year<br>assets | (h)<br>Percentage<br>ownership | (i)<br>Section 512<br>(b)(13)<br>controlled<br>entity? |    |
|   |                          |   |                                     |  |                                 |   |                                | Yes  | No |
| CLIMATE RIVER VALLEY INC  | CONTRIBUTING<br>EMPLOYER |   |                                     |  |                                 |   |                                |  | No |
| CLIMATE TECH HEATING AND COOLING  | CONTRIBUTING<br>EMPLOYER |   |                                     |  |                                 |   |                                |  | No |
| CLIMATEMP SERV GROUP LLC  | CONTRIBUTING<br>EMPLOYER |   |                                     |  |                                 |   |                                |  | No |
| CLOVER SHEET METAL COMPANY  | CONTRIBUTING<br>EMPLOYER |   |                                     |  |                                 |   |                                |  | No |
| CLOW CONTROLS & SERVICE INC   | CONTRIBUTING<br>EMPLOYER |   |                                     |  |                                 |   |                                |  | No |
| COASTAL SHEET METAL LLC   | CONTRIBUTING<br>EMPLOYER |   |                                     |  |                                 |   |                                |  | No |
| COBAR IND INC   | CONTRIBUTING<br>EMPLOYER |   |                                     |  |                                 |   |                                |  | No |
| COLDSTAT REFRIGERATION  | CONTRIBUTING<br>EMPLOYER |   |                                     |  |                                 |   |                                |  | No |
| COLEMAN HEATING & SM INC  | CONTRIBUTING<br>EMPLOYER |   |                                     |  |                                 |   |                                |  | No |
| COLORADO SHEET METAL INC  | CONTRIBUTING<br>EMPLOYER |   |                                     |  |                                 |   |                                |  | No |
| COLTON HEATING & SHEET METAL  | CONTRIBUTING<br>EMPLOYER |   |                                     |  |                                 |   |                                |  | No |
| COLUMBUS HEATING & VENTILATING  | CONTRIBUTING<br>EMPLOYER |   |                                     |  |                                 |   |                                |  | No |
| COLUMBUS ROOFING & SHEET METAL  | CONTRIBUTING<br>EMPLOYER |   |                                     |  |                                 |   |                                |  | No |
| COMBINED ROOFING INC  | CONTRIBUTING<br>EMPLOYER |   |                                     |  |                                 |   |                                |  | No |
| COMBINED SERVICES HVAC  | CONTRIBUTING<br>EMPLOYER |   |                                     |  |                                 |   |                                |  | No |

| Form 990, Schedule R, Part IV - Identification of Related Organizations Taxable as a Corporation or Trust |                          |   |                                     |  |                                 |   |                                |  |    |
|---|--------------------------|---|-------------------------------------|--|---------------------------------|---|--------------------------------|--|----|
| (a)<br>Name, address, and EIN of<br>related organization  | (b)<br>Primary activity  | (c)<br>Legal<br>domicile<br>(state or foreign<br>country) | (d)<br>Direct controlling<br>entity | (e)<br>Type of entity<br>(C corp, S corp,<br>or trust) | (f)<br>Share of total<br>income | (g)<br>Share of end-of-<br>year<br>assets | (h)<br>Percentage<br>ownership | (i)<br>Section 512<br>(b)(13)<br>controlled<br>entity? |    |
|   |                          |   |                                     |  |                                 |   |                                | Yes  | No |
| COMFORT CONTROL INC   | CONTRIBUTING<br>EMPLOYER |   |                                     |  |                                 |   |                                |  | No |
| COMMERCIAL BATHWARES LC   | CONTRIBUTING<br>EMPLOYER |   |                                     |  |                                 |   |                                |  | No |
| COMMERCIAL INSTRUMENTATION SERVICES   | CONTRIBUTING<br>EMPLOYER |   |                                     |  |                                 |   |                                |  | No |
| COMMERCIAL REFRIGERATION SYSTEMS INC  | CONTRIBUTING<br>EMPLOYER |   |                                     |  |                                 |   |                                |  | No |
| COMMERCIAL ROOFING & CONTR INC  | CONTRIBUTING<br>EMPLOYER |   |                                     |  |                                 |   |                                |  | No |
| COMMERCIAL ROOFING & SHEET METAL INC  | CONTRIBUTING<br>EMPLOYER |   |                                     |  |                                 |   |                                |  | No |
| COMMERCIAL ROOFING CO   | CONTRIBUTING<br>EMPLOYER |   |                                     |  |                                 |   |                                |  | No |
| COMMERCIAL SHEETMETAL CO INC  | CONTRIBUTING<br>EMPLOYER |   |                                     |  |                                 |   |                                |  | No |
| COMMONWEALTH BLDG SYS LLC   | CONTRIBUTING<br>EMPLOYER |   |                                     |  |                                 |   |                                |  | No |
| COMMONWEALTH VENT SYSTEMS INC   | CONTRIBUTING<br>EMPLOYER |   |                                     |  |                                 |   |                                |  | No |
| COMPASS SIGN CO   | CONTRIBUTING<br>EMPLOYER |   |                                     |  |                                 |   |                                |  | No |
| COMPLETE AIRFLOW SERVICES LLC   | CONTRIBUTING<br>EMPLOYER |   |                                     |  |                                 |   |                                |  | No |
| COMPLETE CONTROL INC  | CONTRIBUTING<br>EMPLOYER |   |                                     |  |                                 |   |                                |  | No |
| COMPLETE MECHANICAL BALANCING   | CONTRIBUTING<br>EMPLOYER |   |                                     |  |                                 |   |                                |  | No |
| COMPLETE MECHANICAL SERVICES  | CONTRIBUTING<br>EMPLOYER |   |                                     |  |                                 |   |                                |  | No |



| Form 990, Schedule R, Part IV - Identification of Related Organizations Taxable as a Corporation or Trust |                          |   |                                     |  |                                 |   |                                |  |    |
|---|--------------------------|---|-------------------------------------|--|---------------------------------|---|--------------------------------|--|----|
| (a)<br>Name, address, and EIN of<br>related organization  | (b)<br>Primary activity  | (c)<br>Legal<br>domicile<br>(state or foreign<br>country) | (d)<br>Direct controlling<br>entity | (e)<br>Type of entity<br>(C corp, S corp,<br>or trust) | (f)<br>Share of total<br>income | (g)<br>Share of end-of-<br>year<br>assets | (h)<br>Percentage<br>ownership | (i)<br>Section 512<br>(b)(13)<br>controlled<br>entity? |    |
|   |                          |   |                                     |  |                                 |   |                                | Yes  | No |
| COMPLETE SHEET METAL  | CONTRIBUTING<br>EMPLOYER |   |                                     |  |                                 |   |                                |  | No |
| COMPLETE SPIRAL MFG INC   | CONTRIBUTING<br>EMPLOYER |   |                                     |  |                                 |   |                                |  | No |
| COMPLETE TEMPERATURE SYSTEM INC   | CONTRIBUTING<br>EMPLOYER |   |                                     |  |                                 |   |                                |  | No |
| CONAIR  | CONTRIBUTING<br>EMPLOYER |   |                                     |  |                                 |   |                                |  | No |
| CONKRIGHT SHEET METAL CO INC  | CONTRIBUTING<br>EMPLOYER |   |                                     |  |                                 |   |                                |  | No |
| CONSTRUCTION RESOURCES CORP NY  | CONTRIBUTING<br>EMPLOYER |   |                                     |  |                                 |   |                                |  | No |
| CONTINENTAL MECHANICAL  | CONTRIBUTING<br>EMPLOYER |   |                                     |  |                                 |   |                                |  | No |
| CONTRACTORS SHEET METAL LLC   | CONTRIBUTING<br>EMPLOYER |   |                                     |  |                                 |   |                                |  | No |
| CONTROLLED COMFORT INC  | CONTRIBUTING<br>EMPLOYER |   |                                     |  |                                 |   |                                |  | No |
| CONTROLLED ENV TEST & BALANCE   | CONTRIBUTING<br>EMPLOYER |   |                                     |  |                                 |   |                                |  | No |
| CONTROLLED HEATING & AC INC   | CONTRIBUTING<br>EMPLOYER |   |                                     |  |                                 |   |                                |  | No |
| CONVENIENT HEATING & COOLING  | CONTRIBUTING<br>EMPLOYER |   |                                     |  |                                 |   |                                |  | No |
| COOKE SHEET METAL INC   | CONTRIBUTING<br>EMPLOYER |   |                                     |  |                                 |   |                                |  | No |
| COOL AIR INC  | CONTRIBUTING<br>EMPLOYER |   |                                     |  |                                 |   |                                |  | No |
| COOL TECH AIR CONDITIONING &<br>REFRIGERATION LLC   | CONTRIBUTING<br>EMPLOYER |   |                                     |  |                                 |   |                                |  | No |

| Form 990, Schedule R, Part IV - Identification of Related Organizations Taxable as a Corporation or Trust |                          |   |                                     |  |                                 |   |                                |  |    |
|---|--------------------------|---|-------------------------------------|--|---------------------------------|---|--------------------------------|--|----|
| (a)<br>Name, address, and EIN of<br>related organization  | (b)<br>Primary activity  | (c)<br>Legal<br>domicile<br>(state or foreign<br>country) | (d)<br>Direct controlling<br>entity | (e)<br>Type of entity<br>(C corp, S corp,<br>or trust) | (f)<br>Share of total<br>income | (g)<br>Share of end-of-<br>year<br>assets | (h)<br>Percentage<br>ownership | (i)<br>Section 512<br>(b)(13)<br>controlled<br>entity? |    |
|   |                          |   |                                     |  |                                 |   |                                | Yes  | No |
| COOL TECH HVAC SPECIALISTS  | CONTRIBUTING<br>EMPLOYER |   |                                     |  |                                 |   |                                |  | No |
| COOLING & HTG UNLIMITED   | CONTRIBUTING<br>EMPLOYER |   |                                     |  |                                 |   |                                |  | No |
| COOSA HEATING & AC  | CONTRIBUTING<br>EMPLOYER |   |                                     |  |                                 |   |                                |  | No |
| CORNELL & CO INC  | CONTRIBUTING<br>EMPLOYER |   |                                     |  |                                 |   |                                |  | No |
| CORRECT CONSTRUCTION INC  | CONTRIBUTING<br>EMPLOYER |   |                                     |  |                                 |   |                                |  | No |
| CORRESSELL INC  | CONTRIBUTING<br>EMPLOYER |   |                                     |  |                                 |   |                                |  | No |
| CORVAL CONSTRUCTORS INC   | CONTRIBUTING<br>EMPLOYER |   |                                     |  |                                 |   |                                |  | No |
| COTTAGE SHEET METAL INC   | CONTRIBUTING<br>EMPLOYER |   |                                     |  |                                 |   |                                |  | No |
| COUNTRYSIDE PLMG & HEATING INC  | CONTRIBUTING<br>EMPLOYER |   |                                     |  |                                 |   |                                |  | No |
| COX AIR SYSTEMS INC   | CONTRIBUTING<br>EMPLOYER |   |                                     |  |                                 |   |                                |  | No |
| COX ENGINEERING COMPANY   | CONTRIBUTING<br>EMPLOYER |   |                                     |  |                                 |   |                                |  | No |
| COYS CONSTR SERV INC  | CONTRIBUTING<br>EMPLOYER |   |                                     |  |                                 |   |                                |  | No |
| CRAFTMASTERS INC  | CONTRIBUTING<br>EMPLOYER |   |                                     |  |                                 |   |                                |  | No |
| CRAFTSMEN CONTRACTING INC   | CONTRIBUTING<br>EMPLOYER |   |                                     |  |                                 |   |                                |  | No |
| CRAWFORD HEATING & COOLING  | CONTRIBUTING<br>EMPLOYER |   |                                     |  |                                 |   |                                |  | No |

| Form 990, Schedule R, Part IV - Identification of Related Organizations Taxable as a Corporation or Trust |                          |   |                                     |  |                                 |   |                                |  |    |
|---|--------------------------|---|-------------------------------------|--|---------------------------------|---|--------------------------------|--|----|
| (a)<br>Name, address, and EIN of<br>related organization  | (b)<br>Primary activity  | (c)<br>Legal<br>domicile<br>(state or foreign<br>country) | (d)<br>Direct controlling<br>entity | (e)<br>Type of entity<br>(C corp, S corp,<br>or trust) | (f)<br>Share of total<br>income | (g)<br>Share of end-of-<br>year<br>assets | (h)<br>Percentage<br>ownership | (i)<br>Section 512<br>(b)(13)<br>controlled<br>entity? |    |
|   |                          |   |                                     |  |                                 |   |                                | Yes  | No |
| CRENSHAW BROS CONSTRUCTION INC  | CONTRIBUTING<br>EMPLOYER |   |                                     |  |                                 |   |                                |  | No |
| CRESTSIDE HEATING & AIR CONDITIONING<br>INC   | CONTRIBUTING<br>EMPLOYER |   |                                     |  |                                 |   |                                |  | No |
| CRIBBS INC  | CONTRIBUTING<br>EMPLOYER |   |                                     |  |                                 |   |                                |  | No |
| CRITCHFIELD PACIFIC INC   | CONTRIBUTING<br>EMPLOYER |   |                                     |  |                                 |   |                                |  | No |
| CRO SHEET METAL   | CONTRIBUTING<br>EMPLOYER |   |                                     |  |                                 |   |                                |  | No |
| CROSS COUNTRY FOOD SERVICE  | CONTRIBUTING<br>EMPLOYER |   |                                     |  |                                 |   |                                |  | No |
| CROWN CORR INC  | CONTRIBUTING<br>EMPLOYER |   |                                     |  |                                 |   |                                |  | No |
| CROWN SHEET METAL CO INC  | CONTRIBUTING<br>EMPLOYER |   |                                     |  |                                 |   |                                |  | No |
| CROWTHER ROOFING & SM INC   | CONTRIBUTING<br>EMPLOYER |   |                                     |  |                                 |   |                                |  | No |
| CRYSTAL HEATING & COOLING SERVICE INC   | CONTRIBUTING<br>EMPLOYER |   |                                     |  |                                 |   |                                |  | No |
| CRYSTAL LAKE MECHANICAL INC   | CONTRIBUTING<br>EMPLOYER |   |                                     |  |                                 |   |                                |  | No |
| CS3 INC   | CONTRIBUTING<br>EMPLOYER |   |                                     |  |                                 |   |                                |  | No |
| CS3 LLC   | CONTRIBUTING<br>EMPLOYER |   |                                     |  |                                 |   |                                |  | No |
| CT MECHCANICAL LLC  | CONTRIBUTING<br>EMPLOYER |   |                                     |  |                                 |   |                                |  | No |
| CUDDY ROOFING INC   | CONTRIBUTING<br>EMPLOYER |   |                                     |  |                                 |   |                                |  | No |

| Form 990, Schedule R, Part IV - Identification of Related Organizations Taxable as a Corporation or Trust |                          |   |                                     |  |                                 |   |                                |  |    |
|---|--------------------------|---|-------------------------------------|--|---------------------------------|---|--------------------------------|--|----|
| (a)<br>Name, address, and EIN of<br>related organization  | (b)<br>Primary activity  | (c)<br>Legal<br>domicile<br>(state or foreign<br>country) | (d)<br>Direct controlling<br>entity | (e)<br>Type of entity<br>(C corp, S corp,<br>or trust) | (f)<br>Share of total<br>income | (g)<br>Share of end-of-<br>year<br>assets | (h)<br>Percentage<br>ownership | (i)<br>Section 512<br>(b)(13)<br>controlled<br>entity? |    |
|   |                          |   |                                     |  |                                 |   |                                | Yes  | No |
| CULBERTSON HEATING & COOLING INC  | CONTRIBUTING<br>EMPLOYER |   |                                     |  |                                 |   |                                |  | No |
| CULLOM CORP THE   | CONTRIBUTING<br>EMPLOYER |   |                                     |  |                                 |   |                                |  | No |
| CUSTOM AIR SYSTEMS LLC  | CONTRIBUTING<br>EMPLOYER |   |                                     |  |                                 |   |                                |  | No |
| CUSTOM ARCHITECTURAL SHEETMETAL<br>SPECIALISTS INC  | CONTRIBUTING<br>EMPLOYER |   |                                     |  |                                 |   |                                |  | No |
| CUSTOM ENGINEERING INC  | CONTRIBUTING<br>EMPLOYER |   |                                     |  |                                 |   |                                |  | No |
| CUSTOM EXTERIOR SYSTEMS INC   | CONTRIBUTING<br>EMPLOYER |   |                                     |  |                                 |   |                                |  | No |
| CUSTOM FINISHERS INC  | CONTRIBUTING<br>EMPLOYER |   |                                     |  |                                 |   |                                |  | No |
| CUSTOM MECHANICAL LLC   | CONTRIBUTING<br>EMPLOYER |   |                                     |  |                                 |   |                                |  | No |
| CUSTOM SHEET METAL  | CONTRIBUTING<br>EMPLOYER |   |                                     |  |                                 |   |                                |  | No |
| CUSTOM SHEET METAL & RFG INC  | CONTRIBUTING<br>EMPLOYER |   |                                     |  |                                 |   |                                |  | No |
| CYGNUS SERVICES INC   | CONTRIBUTING<br>EMPLOYER |   |                                     |  |                                 |   |                                |  | No |
| D & B INSTALLERS INC  | CONTRIBUTING<br>EMPLOYER |   |                                     |  |                                 |   |                                |  | No |
| D & G SHEET METAL INC   | CONTRIBUTING<br>EMPLOYER |   |                                     |  |                                 |   |                                |  | No |
| D & L DELLA MORA HTG SM & AC  | CONTRIBUTING<br>EMPLOYER |   |                                     |  |                                 |   |                                |  | No |
| D & L INSTALLATIONS INC   | CONTRIBUTING<br>EMPLOYER |   |                                     |  |                                 |   |                                |  | No |

| Form 990, Schedule R, Part IV - Identification of Related Organizations Taxable as a Corporation or Trust |                          |   |                                     |  |                                 |   |                                |  |    |
|---|--------------------------|---|-------------------------------------|--|---------------------------------|---|--------------------------------|--|----|
| (a)<br>Name, address, and EIN of<br>related organization  | (b)<br>Primary activity  | (c)<br>Legal<br>domicile<br>(state or foreign<br>country) | (d)<br>Direct controlling<br>entity | (e)<br>Type of entity<br>(C corp, S corp,<br>or trust) | (f)<br>Share of total<br>income | (g)<br>Share of end-of-<br>year<br>assets | (h)<br>Percentage<br>ownership | (i)<br>Section 512<br>(b)(13)<br>controlled<br>entity? |    |
|   |                          |   |                                     |  |                                 |   |                                | Yes  | No |
| D & L SHEET METAL INC   | CONTRIBUTING<br>EMPLOYER |   |                                     |  |                                 |   |                                |  | No |
| D & M SHEET METAL CO INC  | CONTRIBUTING<br>EMPLOYER |   |                                     |  |                                 |   |                                |  | No |
| D & S COMMERCIAL SERVICE INC  | CONTRIBUTING<br>EMPLOYER |   |                                     |  |                                 |   |                                |  | No |
| D & S SHEET METAL WORKS INC   | CONTRIBUTING<br>EMPLOYER |   |                                     |  |                                 |   |                                |  | No |
| D & S SHEETMETAL INC  | CONTRIBUTING<br>EMPLOYER |   |                                     |  |                                 |   |                                |  | No |
| D D S IND HVAC SHEET METAL  | CONTRIBUTING<br>EMPLOYER |   |                                     |  |                                 |   |                                |  | No |
| D G SOLEM & SONS  | CONTRIBUTING<br>EMPLOYER |   |                                     |  |                                 |   |                                |  | No |
| D H & A INC   | CONTRIBUTING<br>EMPLOYER |   |                                     |  |                                 |   |                                |  | No |
| D H F SHEET METAL   | CONTRIBUTING<br>EMPLOYER |   |                                     |  |                                 |   |                                |  | No |
| D L FLOW TECH   | CONTRIBUTING<br>EMPLOYER |   |                                     |  |                                 |   |                                |  | No |
| D R S INSTALLERS  | CONTRIBUTING<br>EMPLOYER |   |                                     |  |                                 |   |                                |  | No |
| D S O MECHANICAL LLC  | CONTRIBUTING<br>EMPLOYER |   |                                     |  |                                 |   |                                |  | No |
| D&G MECHANICAL INC  | CONTRIBUTING<br>EMPLOYER |   |                                     |  |                                 |   |                                |  | No |
| D&V PRECISION (IND)   | CONTRIBUTING<br>EMPLOYER |   |                                     |  |                                 |   |                                |  | No |
| DAHLMAN SHEET METAL COMPANY   | CONTRIBUTING<br>EMPLOYER |   |                                     |  |                                 |   |                                |  | No |

| Form 990, Schedule R, Part IV - Identification of Related Organizations Taxable as a Corporation or Trust |                          |   |                                     |  |                                 |   |                                |  |    |
|---|--------------------------|---|-------------------------------------|--|---------------------------------|---|--------------------------------|--|----|
| (a)<br>Name, address, and EIN of<br>related organization  | (b)<br>Primary activity  | (c)<br>Legal<br>domicile<br>(state or foreign<br>country) | (d)<br>Direct controlling<br>entity | (e)<br>Type of entity<br>(C corp, S corp,<br>or trust) | (f)<br>Share of total<br>income | (g)<br>Share of end-of-<br>year<br>assets | (h)<br>Percentage<br>ownership | (i)<br>Section 512<br>(b)(13)<br>controlled<br>entity? |    |
|   |                          |   |                                     |  |                                 |   |                                | Yes  | No |
| DAKOTA METAL FABRICATION INC  | CONTRIBUTING<br>EMPLOYER |   |                                     |  |                                 |   |                                |  | No |
| DALTON CLARK GROUP INC  | CONTRIBUTING<br>EMPLOYER |   |                                     |  |                                 |   |                                |  | No |
| DAMON MARCUS CO   | CONTRIBUTING<br>EMPLOYER |   |                                     |  |                                 |   |                                |  | No |
| DANDY S VELASCO DBA ROYAL MECHANICAL<br>& SHEETMETAL  | CONTRIBUTING<br>EMPLOYER |   |                                     |  |                                 |   |                                |  | No |
| DANSER INC  | CONTRIBUTING<br>EMPLOYER |   |                                     |  |                                 |   |                                |  | No |
| DANSON INSULATION COMPANY INC   | CONTRIBUTING<br>EMPLOYER |   |                                     |  |                                 |   |                                |  | No |
| DARNOLD MECHANICAL  | CONTRIBUTING<br>EMPLOYER |   |                                     |  |                                 |   |                                |  | No |
| DAVES SHEET METAL INC   | CONTRIBUTING<br>EMPLOYER |   |                                     |  |                                 |   |                                |  | No |
| DAVIS INDUSTRIES INC  | CONTRIBUTING<br>EMPLOYER |   |                                     |  |                                 |   |                                |  | No |
| DAVIS-HOUK MECHANICAL INC   | CONTRIBUTING<br>EMPLOYER |   |                                     |  |                                 |   |                                |  | No |
| DAY & ZIMMERMANN NPS INC  | CONTRIBUTING<br>EMPLOYER |   |                                     |  |                                 |   |                                |  | No |
| DE LA ROSA HEATING & COOLING  | CONTRIBUTING<br>EMPLOYER |   |                                     |  |                                 |   |                                |  | No |
| DEE CRAMER INC  | CONTRIBUTING<br>EMPLOYER |   |                                     |  |                                 |   |                                |  | No |
| DEGENHARDT HEATING & CLG INC  | CONTRIBUTING<br>EMPLOYER |   |                                     |  |                                 |   |                                |  | No |
| DEKALB MECHANICAL   | CONTRIBUTING<br>EMPLOYER |   |                                     |  |                                 |   |                                |  | No |

| Form 990, Schedule R, Part IV - Identification of Related Organizations Taxable as a Corporation or Trust |                          |   |                                     |  |                                 |   |                                |  |    |
|---|--------------------------|---|-------------------------------------|--|---------------------------------|---|--------------------------------|--|----|
| (a)<br>Name, address, and EIN of<br>related organization  | (b)<br>Primary activity  | (c)<br>Legal<br>domicile<br>(state or foreign<br>country) | (d)<br>Direct controlling<br>entity | (e)<br>Type of entity<br>(C corp, S corp,<br>or trust) | (f)<br>Share of total<br>income | (g)<br>Share of end-of-<br>year<br>assets | (h)<br>Percentage<br>ownership | (i)<br>Section 512<br>(b)(13)<br>controlled<br>entity? |    |
|   |                          |   |                                     |  |                                 |   |                                | Yes  | No |
| DEKAYO CORPORATION  | CONTRIBUTING<br>EMPLOYER |   |                                     |  |                                 |   |                                |  | No |
| DEL AIR SERVICES  | CONTRIBUTING<br>EMPLOYER |   |                                     |  |                                 |   |                                |  | No |
| DELIVER ALL SERVICES LLC  | CONTRIBUTING<br>EMPLOYER |   |                                     |  |                                 |   |                                |  | No |
| DELTA SHEET METAL   | CONTRIBUTING<br>EMPLOYER |   |                                     |  |                                 |   |                                |  | No |
| DELTA TECHNOLOGY CORP   | CONTRIBUTING<br>EMPLOYER |   |                                     |  |                                 |   |                                |  | No |
| DELTAK MANUFACTURING CO   | CONTRIBUTING<br>EMPLOYER |   |                                     |  |                                 |   |                                |  | No |
| DELUXE SHEET METAL INC  | CONTRIBUTING<br>EMPLOYER |   |                                     |  |                                 |   |                                |  | No |
| DENNING INC   | CONTRIBUTING<br>EMPLOYER |   |                                     |  |                                 |   |                                |  | No |
| DENVER TEST & BAL CO INC  | CONTRIBUTING<br>EMPLOYER |   |                                     |  |                                 |   |                                |  | No |
| DEPUE MECHANICAL INC  | CONTRIBUTING<br>EMPLOYER |   |                                     |  |                                 |   |                                |  | No |
| DESIGN AIRE INC   | CONTRIBUTING<br>EMPLOYER |   |                                     |  |                                 |   |                                |  | No |
| DESIGN BALANCE INC  | CONTRIBUTING<br>EMPLOYER |   |                                     |  |                                 |   |                                |  | No |
| DESIGN FLOW ASSOCIATES LLC  | CONTRIBUTING<br>EMPLOYER |   |                                     |  |                                 |   |                                |  | No |
| DESIGNED ROOFING SYSTEMS INC  | CONTRIBUTING<br>EMPLOYER |   |                                     |  |                                 |   |                                |  | No |
| DESIGNERS SHEET METAL   | CONTRIBUTING<br>EMPLOYER |   |                                     |  |                                 |   |                                |  | No |

| Form 990, Schedule R, Part IV - Identification of Related Organizations Taxable as a Corporation or Trust |                          |   |                                     |  |                                 |   |                                |  |    |
|---|--------------------------|---|-------------------------------------|--|---------------------------------|---|--------------------------------|--|----|
| (a)<br>Name, address, and EIN of<br>related organization  | (b)<br>Primary activity  | (c)<br>Legal<br>domicile<br>(state or foreign<br>country) | (d)<br>Direct controlling<br>entity | (e)<br>Type of entity<br>(C corp, S corp,<br>or trust) | (f)<br>Share of total<br>income | (g)<br>Share of end-of-<br>year<br>assets | (h)<br>Percentage<br>ownership | (i)<br>Section 512<br>(b)(13)<br>controlled<br>entity? |    |
|   |                          |   |                                     |  |                                 |   |                                | Yes  | No |
| DFH ENTERPRISES INC   | CONTRIBUTING<br>EMPLOYER |   |                                     |  |                                 |   |                                |  | No |
| DIAMOND B CONSTRUCTORS INC  | CONTRIBUTING<br>EMPLOYER |   |                                     |  |                                 |   |                                |  | No |
| DIRIG SHEET METAL   | CONTRIBUTING<br>EMPLOYER |   |                                     |  |                                 |   |                                |  | No |
| DIVERSIFIED IND MECH CONTR LLC  | CONTRIBUTING<br>EMPLOYER |   |                                     |  |                                 |   |                                |  | No |
| DIVERSIFIED METAL PRODUCTS  | CONTRIBUTING<br>EMPLOYER |   |                                     |  |                                 |   |                                |  | No |
| DIVERSIFIED SHEET METAL INC   | CONTRIBUTING<br>EMPLOYER |   |                                     |  |                                 |   |                                |  | No |
| DIVISION V SHEET METAL  | CONTRIBUTING<br>EMPLOYER |   |                                     |  |                                 |   |                                |  | No |
| DIXON QUALITY ROOFING   | CONTRIBUTING<br>EMPLOYER |   |                                     |  |                                 |   |                                |  | No |
| DIXON'S HEATING & AIR CONDITIONING INC  | CONTRIBUTING<br>EMPLOYER |   |                                     |  |                                 |   |                                |  | No |
| DKB INC   | CONTRIBUTING<br>EMPLOYER |   |                                     |  |                                 |   |                                |  | No |
| DL INDUSTRIAL INC   | CONTRIBUTING<br>EMPLOYER |   |                                     |  |                                 |   |                                |  | No |
| DLD MECHANICAL INC  | CONTRIBUTING<br>EMPLOYER |   |                                     |  |                                 |   |                                |  | No |
| DMC MECHANICAL CONTRACTING LLC  | CONTRIBUTING<br>EMPLOYER |   |                                     |  |                                 |   |                                |  | No |
| DMJ INDUSTRIAL CONTRACTORS INC  | CONTRIBUTING<br>EMPLOYER |   |                                     |  |                                 |   |                                |  | No |
| DOBBERT HTG & AC INC  | CONTRIBUTING<br>EMPLOYER |   |                                     |  |                                 |   |                                |  | No |



| Form 990, Schedule R, Part IV - Identification of Related Organizations Taxable as a Corporation or Trust |                          |   |                                     |  |                                 |   |                                |  |    |
|---|--------------------------|---|-------------------------------------|--|---------------------------------|---|--------------------------------|--|----|
| (a)<br>Name, address, and EIN of<br>related organization  | (b)<br>Primary activity  | (c)<br>Legal<br>domicile<br>(state or foreign<br>country) | (d)<br>Direct controlling<br>entity | (e)<br>Type of entity<br>(C corp, S corp,<br>or trust) | (f)<br>Share of total<br>income | (g)<br>Share of end-of-<br>year<br>assets | (h)<br>Percentage<br>ownership | (i)<br>Section 512<br>(b)(13)<br>controlled<br>entity? |    |
|   |                          |   |                                     |  |                                 |   |                                | Yes  | No |
| DODSON PLUMBING HTG & AC INC  | CONTRIBUTING<br>EMPLOYER |   |                                     |  |                                 |   |                                |  | No |
| DOME SHEET METAL  | CONTRIBUTING<br>EMPLOYER |   |                                     |  |                                 |   |                                |  | No |
| DON PARK INC  | CONTRIBUTING<br>EMPLOYER |   |                                     |  |                                 |   |                                |  | No |
| DORAL CORPORATION   | CONTRIBUTING<br>EMPLOYER |   |                                     |  |                                 |   |                                |  | No |
| DORVIN D LEIS CO  | CONTRIBUTING<br>EMPLOYER |   |                                     |  |                                 |   |                                |  | No |
| DOUGHERTY COMPANY   | CONTRIBUTING<br>EMPLOYER |   |                                     |  |                                 |   |                                |  | No |
| DOUG'S HEATING & AIR CONDITIONING   | CONTRIBUTING<br>EMPLOYER |   |                                     |  |                                 |   |                                |  | No |
| DOYLE PLUMBING & HEATING CO   | CONTRIBUTING<br>EMPLOYER |   |                                     |  |                                 |   |                                |  | No |
| DRESSELER & SON INC   | CONTRIBUTING<br>EMPLOYER |   |                                     |  |                                 |   |                                |  | No |
| DRS AIR BALANCING CORP DBA TECHNICAL<br>AIRFLOW   | CONTRIBUTING<br>EMPLOYER |   |                                     |  |                                 |   |                                |  | No |
| DUCT SYSTEMS INC  | CONTRIBUTING<br>EMPLOYER |   |                                     |  |                                 |   |                                |  | No |
| DUCTMATE INDUSTRIES INC   | CONTRIBUTING<br>EMPLOYER |   |                                     |  |                                 |   |                                |  | No |
| DUDECK ROOFING & SM INC   | CONTRIBUTING<br>EMPLOYER |   |                                     |  |                                 |   |                                |  | No |
| DUNRIGHT BALANCING LLC  | CONTRIBUTING<br>EMPLOYER |   |                                     |  |                                 |   |                                |  | No |
| DURR SYSTEMS INC  | CONTRIBUTING<br>EMPLOYER |   |                                     |  |                                 |   |                                |  | No |

| Form 990, Schedule R, Part IV - Identification of Related Organizations Taxable as a Corporation or Trust |                          |   |                                     |  |                                 |   |                                |  |    |
|---|--------------------------|---|-------------------------------------|--|---------------------------------|---|--------------------------------|--|----|
| (a)<br>Name, address, and EIN of<br>related organization  | (b)<br>Primary activity  | (c)<br>Legal<br>domicile<br>(state or foreign<br>country) | (d)<br>Direct controlling<br>entity | (e)<br>Type of entity<br>(C corp, S corp,<br>or trust) | (f)<br>Share of total<br>income | (g)<br>Share of end-of-<br>year<br>assets | (h)<br>Percentage<br>ownership | (i)<br>Section 512<br>(b)(13)<br>controlled<br>entity? |    |
|   |                          |   |                                     |  |                                 |   |                                | Yes  | No |
| DYNAMIC AIR SOLUTIONS LLC   | CONTRIBUTING<br>EMPLOYER |   |                                     |  |                                 |   |                                |  | No |
| DYNAMIC BALANCING SERVICE LLC   | CONTRIBUTING<br>EMPLOYER |   |                                     |  |                                 |   |                                |  | No |
| DYNAMIC SYSTEMS INC   | CONTRIBUTING<br>EMPLOYER |   |                                     |  |                                 |   |                                |  | No |
| DYNAMIC TEST & BALANCE  | CONTRIBUTING<br>EMPLOYER |   |                                     |  |                                 |   |                                |  | No |
| E C BABILLA INC   | CONTRIBUTING<br>EMPLOYER |   |                                     |  |                                 |   |                                |  | No |
| E G I MECHANICAL INC  | CONTRIBUTING<br>EMPLOYER |   |                                     |  |                                 |   |                                |  | No |
| E J ROGAN & SONS INC  | CONTRIBUTING<br>EMPLOYER |   |                                     |  |                                 |   |                                |  | No |
| E L BARRETT CO INC  | CONTRIBUTING<br>EMPLOYER |   |                                     |  |                                 |   |                                |  | No |
| E L PRUITT CO   | CONTRIBUTING<br>EMPLOYER |   |                                     |  |                                 |   |                                |  | No |
| EAGLE CORNICE CO  | CONTRIBUTING<br>EMPLOYER |   |                                     |  |                                 |   |                                |  | No |
| EAGLE ONE ROOFING CONTRACTORS INC   | CONTRIBUTING<br>EMPLOYER |   |                                     |  |                                 |   |                                |  | No |
| EAGLE SHEET METAL WORKS   | CONTRIBUTING<br>EMPLOYER |   |                                     |  |                                 |   |                                |  | No |
| EAI INC   | CONTRIBUTING<br>EMPLOYER |   |                                     |  |                                 |   |                                |  | No |
| EAST BAY MECHANICAL CORP  | CONTRIBUTING<br>EMPLOYER |   |                                     |  |                                 |   |                                |  | No |
| EAST COAST KITCHEN INSTALLATIONS INC  | CONTRIBUTING<br>EMPLOYER |   |                                     |  |                                 |   |                                |  | No |

| Form 990, Schedule R, Part IV - Identification of Related Organizations Taxable as a Corporation or Trust |                          |   |                                     |  |                                 |   |                                |  |    |
|---|--------------------------|---|-------------------------------------|--|---------------------------------|---|--------------------------------|--|----|
| (a)<br>Name, address, and EIN of<br>related organization  | (b)<br>Primary activity  | (c)<br>Legal<br>domicile<br>(state or foreign<br>country) | (d)<br>Direct controlling<br>entity | (e)<br>Type of entity<br>(C corp, S corp,<br>or trust) | (f)<br>Share of total<br>income | (g)<br>Share of end-of-<br>year<br>assets | (h)<br>Percentage<br>ownership | (i)<br>Section 512<br>(b)(13)<br>controlled<br>entity? |    |
|   |                          |   |                                     |  |                                 |   |                                | Yes  | No |
| EAST COAST METAL SYSTEMS INC  | CONTRIBUTING<br>EMPLOYER |   |                                     |  |                                 |   |                                |  | No |
| EAST IOWA DECKS SUPPORT INC   | CONTRIBUTING<br>EMPLOYER |   |                                     |  |                                 |   |                                |  | No |
| EAST MOLINE SHEET METAL CO  | CONTRIBUTING<br>EMPLOYER |   |                                     |  |                                 |   |                                |  | No |
| EASTERN METALWORKS INC  | CONTRIBUTING<br>EMPLOYER |   |                                     |  |                                 |   |                                |  | No |
| EASTERN SIGN TECH LLC   | CONTRIBUTING<br>EMPLOYER |   |                                     |  |                                 |   |                                |  | No |
| EBER HVAC INC   | CONTRIBUTING<br>EMPLOYER |   |                                     |  |                                 |   |                                |  | No |
| ECONOMY ARCHITECTURAL SM  | CONTRIBUTING<br>EMPLOYER |   |                                     |  |                                 |   |                                |  | No |
| ED MOORE INC  | CONTRIBUTING<br>EMPLOYER |   |                                     |  |                                 |   |                                |  | No |
| EDWARDS ENGINEERING INC   | CONTRIBUTING<br>EMPLOYER |   |                                     |  |                                 |   |                                |  | No |
| EDWARDS METALS INC  | CONTRIBUTING<br>EMPLOYER |   |                                     |  |                                 |   |                                |  | No |
| EFFECTIVE AIR BALANCE INC   | CONTRIBUTING<br>EMPLOYER |   |                                     |  |                                 |   |                                |  | No |
| EFFICIENCY SPECIALIST   | CONTRIBUTING<br>EMPLOYER |   |                                     |  |                                 |   |                                |  | No |
| EFFICIENT KITCHEN EQUIP SERV  | CONTRIBUTING<br>EMPLOYER |   |                                     |  |                                 |   |                                |  | No |
| ELCO MECHANICAL CONTRACTORS   | CONTRIBUTING<br>EMPLOYER |   |                                     |  |                                 |   |                                |  | No |
| ELENS & MAICHIN ROOFING & SM INC  | CONTRIBUTING<br>EMPLOYER |   |                                     |  |                                 |   |                                |  | No |

| Form 990, Schedule R, Part IV - Identification of Related Organizations Taxable as a Corporation or Trust |                          |   |                                     |  |                                 |   |                                |  |    |
|---|--------------------------|---|-------------------------------------|--|---------------------------------|---|--------------------------------|--|----|
| (a)<br>Name, address, and EIN of<br>related organization  | (b)<br>Primary activity  | (c)<br>Legal<br>domicile<br>(state or foreign<br>country) | (d)<br>Direct controlling<br>entity | (e)<br>Type of entity<br>(C corp, S corp,<br>or trust) | (f)<br>Share of total<br>income | (g)<br>Share of end-of-<br>year<br>assets | (h)<br>Percentage<br>ownership | (i)<br>Section 512<br>(b)(13)<br>controlled<br>entity? |    |
|   |                          |   |                                     |  |                                 |   |                                | Yes  | No |
| ELGIN SHEET METAL CO  | CONTRIBUTING<br>EMPLOYER |   |                                     |  |                                 |   |                                |  | No |
| ELITE MECHANICAL INC  | CONTRIBUTING<br>EMPLOYER |   |                                     |  |                                 |   |                                |  | No |
| ELIZABETH CONTRACTING CORP  | CONTRIBUTING<br>EMPLOYER |   |                                     |  |                                 |   |                                |  | No |
| ELM SHEET METAL   | CONTRIBUTING<br>EMPLOYER |   |                                     |  |                                 |   |                                |  | No |
| ELMER W DAVIS INC   | CONTRIBUTING<br>EMPLOYER |   |                                     |  |                                 |   |                                |  | No |
| ELMSFORD SHEET METAL WORKS INC  | CONTRIBUTING<br>EMPLOYER |   |                                     |  |                                 |   |                                |  | No |
| EMCOR MESA ENERGY SYSTEMS INC   | CONTRIBUTING<br>EMPLOYER |   |                                     |  |                                 |   |                                |  | No |
| EMCOR SERVICES TEAM MECH  | CONTRIBUTING<br>EMPLOYER |   |                                     |  |                                 |   |                                |  | No |
| EMF TECHNICAL SERVICES INC  | CONTRIBUTING<br>EMPLOYER |   |                                     |  |                                 |   |                                |  | No |
| EMPIRE DUCT SYSTEMS LLC   | CONTRIBUTING<br>EMPLOYER |   |                                     |  |                                 |   |                                |  | No |
| EMPIRE HEATING & COOLING CO   | CONTRIBUTING<br>EMPLOYER |   |                                     |  |                                 |   |                                |  | No |
| EMPIRE TEST & BALANCING INC   | CONTRIBUTING<br>EMPLOYER |   |                                     |  |                                 |   |                                |  | No |
| ENCLOS CORP   | CONTRIBUTING<br>EMPLOYER |   |                                     |  |                                 |   |                                |  | No |
| ENCODE CORPORATION  | CONTRIBUTING<br>EMPLOYER |   |                                     |  |                                 |   |                                |  | No |
| ENERGY & AIR SYSTEMS INC  | CONTRIBUTING<br>EMPLOYER |   |                                     |  |                                 |   |                                |  | No |

| Form 990, Schedule R, Part IV - Identification of Related Organizations Taxable as a Corporation or Trust |                          |   |                                     |  |                                 |   |                                |  |    |
|---|--------------------------|---|-------------------------------------|--|---------------------------------|---|--------------------------------|--|----|
| (a)<br>Name, address, and EIN of<br>related organization  | (b)<br>Primary activity  | (c)<br>Legal<br>domicile<br>(state or foreign<br>country) | (d)<br>Direct controlling<br>entity | (e)<br>Type of entity<br>(C corp, S corp,<br>or trust) | (f)<br>Share of total<br>income | (g)<br>Share of end-of-<br>year<br>assets | (h)<br>Percentage<br>ownership | (i)<br>Section 512<br>(b)(13)<br>controlled<br>entity? |    |
|   |                          |   |                                     |  |                                 |   |                                | Yes  | No |
| ENERGY BALANCE & INTERGRATION LLC   | CONTRIBUTING<br>EMPLOYER |   |                                     |  |                                 |   |                                |  | No |
| ENERGY METAL SPECIALTIES INC  | CONTRIBUTING<br>EMPLOYER |   |                                     |  |                                 |   |                                |  | No |
| ENGINEERED WALL SYSTEMS MIDWEST LLC   | CONTRIBUTING<br>EMPLOYER |   |                                     |  |                                 |   |                                |  | No |
| ENGINEERING & REFRIGERATION   | CONTRIBUTING<br>EMPLOYER |   |                                     |  |                                 |   |                                |  | No |
| ENTERPRISE ERECT INC  | CONTRIBUTING<br>EMPLOYER |   |                                     |  |                                 |   |                                |  | No |
| ENTERPRISE ERECTORS INC   | CONTRIBUTING<br>EMPLOYER |   |                                     |  |                                 |   |                                |  | No |
| ENTERPRISE ROOFING & SM CO  | CONTRIBUTING<br>EMPLOYER |   |                                     |  |                                 |   |                                |  | No |
| ENTHALPY SYSTEM SERVICES INC  | CONTRIBUTING<br>EMPLOYER |   |                                     |  |                                 |   |                                |  | No |
| ENVIRO MECHANICAL INC   | CONTRIBUTING<br>EMPLOYER |   |                                     |  |                                 |   |                                |  | No |
| ENVIRONMENTAL AIR INC   | CONTRIBUTING<br>EMPLOYER |   |                                     |  |                                 |   |                                |  | No |
| ENVIRONMENTAL CLIMATE CONTROL   | CONTRIBUTING<br>EMPLOYER |   |                                     |  |                                 |   |                                |  | No |
| ENVIRONMENTAL CONSTRUCTION SERVICE<br>INC   | CONTRIBUTING<br>EMPLOYER |   |                                     |  |                                 |   |                                |  | No |
| ENVIRONMENTAL DUCT SOLUTIONS LTD  | CONTRIBUTING<br>EMPLOYER |   |                                     |  |                                 |   |                                |  | No |
| ENVIRONMENTAL ENGINEERING INC   | CONTRIBUTING<br>EMPLOYER |   |                                     |  |                                 |   |                                |  | No |
| ENVIRONMENTAL TESTING & BAL   | CONTRIBUTING<br>EMPLOYER |   |                                     |  |                                 |   |                                |  | No |

| Form 990, Schedule R, Part IV - Identification of Related Organizations Taxable as a Corporation or Trust |                          |   |                                     |  |                                 |   |                                |  |    |
|---|--------------------------|---|-------------------------------------|--|---------------------------------|---|--------------------------------|--|----|
| (a)<br>Name, address, and EIN of<br>related organization  | (b)<br>Primary activity  | (c)<br>Legal<br>domicile<br>(state or foreign<br>country) | (d)<br>Direct controlling<br>entity | (e)<br>Type of entity<br>(C corp, S corp,<br>or trust) | (f)<br>Share of total<br>income | (g)<br>Share of end-of-<br>year<br>assets | (h)<br>Percentage<br>ownership | (i)<br>Section 512<br>(b)(13)<br>controlled<br>entity? |    |
|   |                          |   |                                     |  |                                 |   |                                | Yes  | No |
| EPIC MECHANICAL INC   | CONTRIBUTING<br>EMPLOYER |   |                                     |  |                                 |   |                                |  | No |
| ERNEST PETERSON INC   | CONTRIBUTING<br>EMPLOYER |   |                                     |  |                                 |   |                                |  | No |
| ERSHIGS INC   | CONTRIBUTING<br>EMPLOYER |   |                                     |  |                                 |   |                                |  | No |
| ERV SMITH INC   | CONTRIBUTING<br>EMPLOYER |   |                                     |  |                                 |   |                                |  | No |
| ESB MECHANICAL LLC  | CONTRIBUTING<br>EMPLOYER |   |                                     |  |                                 |   |                                |  | No |
| ESKOLA LLC  | CONTRIBUTING<br>EMPLOYER |   |                                     |  |                                 |   |                                |  | No |
| EVANSVILLE SHEET METAL WORKS  | CONTRIBUTING<br>EMPLOYER |   |                                     |  |                                 |   |                                |  | No |
| EVERGREEN SHEET METAL INC   | CONTRIBUTING<br>EMPLOYER |   |                                     |  |                                 |   |                                |  | No |
| EVERHARTS SHEET METAL INC   | CONTRIBUTING<br>EMPLOYER |   |                                     |  |                                 |   |                                |  | No |
| EXCEL HVAC INC  | CONTRIBUTING<br>EMPLOYER |   |                                     |  |                                 |   |                                |  | No |
| EXCEL MECHANICAL SERVICES LLC   | CONTRIBUTING<br>EMPLOYER |   |                                     |  |                                 |   |                                |  | No |
| EXCELLENCE & QUALITY ARCHITECTURAL<br>SHEET METAL   | CONTRIBUTING<br>EMPLOYER |   |                                     |  |                                 |   |                                |  | No |
| EXTERIOR METALS INC   | CONTRIBUTING<br>EMPLOYER |   |                                     |  |                                 |   |                                |  | No |
| EXTREME AIR INC   | CONTRIBUTING<br>EMPLOYER |   |                                     |  |                                 |   |                                |  | No |
| F & F MECHANICAL INC  | CONTRIBUTING<br>EMPLOYER |   |                                     |  |                                 |   |                                |  | No |

| Form 990, Schedule R, Part IV - Identification of Related Organizations Taxable as a Corporation or Trust |                          |   |                                     |  |                                 |   |                                |  |    |
|---|--------------------------|---|-------------------------------------|--|---------------------------------|---|--------------------------------|--|----|
| (a)<br>Name, address, and EIN of<br>related organization  | (b)<br>Primary activity  | (c)<br>Legal<br>domicile<br>(state or foreign<br>country) | (d)<br>Direct controlling<br>entity | (e)<br>Type of entity<br>(C corp, S corp,<br>or trust) | (f)<br>Share of total<br>income | (g)<br>Share of end-of-<br>year<br>assets | (h)<br>Percentage<br>ownership | (i)<br>Section 512<br>(b)(13)<br>controlled<br>entity? |    |
|   |                          |   |                                     |  |                                 |   |                                | Yes  | No |
| F & G MECHANICAL CORP   | CONTRIBUTING<br>EMPLOYER |   |                                     |  |                                 |   |                                |  | No |
| F & S MECHANICAL AND PLUMBING SERVICES INC  | CONTRIBUTING<br>EMPLOYER |   |                                     |  |                                 |   |                                |  | No |
| F F MECHANICAL ENTERPRISES  | CONTRIBUTING<br>EMPLOYER |   |                                     |  |                                 |   |                                |  | No |
| F M SYLVAN INC  | CONTRIBUTING<br>EMPLOYER |   |                                     |  |                                 |   |                                |  | No |
| F R P SM CONTRACT CORP  | CONTRIBUTING<br>EMPLOYER |   |                                     |  |                                 |   |                                |  | No |
| FABRICATION SOLUTIONS INC   | CONTRIBUTING<br>EMPLOYER |   |                                     |  |                                 |   |                                |  | No |
| FACTS   | CONTRIBUTING<br>EMPLOYER |   |                                     |  |                                 |   |                                |  | No |
| FAITH MECHANICAL INC  | CONTRIBUTING<br>EMPLOYER |   |                                     |  |                                 |   |                                |  | No |
| FALCON METAL FAB INC  | CONTRIBUTING<br>EMPLOYER |   |                                     |  |                                 |   |                                |  | No |
| FALLS SHEET METAL WORKS INC   | CONTRIBUTING<br>EMPLOYER |   |                                     |  |                                 |   |                                |  | No |
| FANNING ASSOCIATES INC  | CONTRIBUTING<br>EMPLOYER |   |                                     |  |                                 |   |                                |  | No |
| FARBER CORPORATION  | CONTRIBUTING<br>EMPLOYER |   |                                     |  |                                 |   |                                |  | No |
| FEELEY MCANESPIE INC  | CONTRIBUTING<br>EMPLOYER |   |                                     |  |                                 |   |                                |  | No |
| FELLER HEATING & AIR CONDITIONING INC   | CONTRIBUTING<br>EMPLOYER |   |                                     |  |                                 |   |                                |  | No |
| FERBER SHEET METAL WORKS  | CONTRIBUTING<br>EMPLOYER |   |                                     |  |                                 |   |                                |  | No |

| Form 990, Schedule R, Part IV - Identification of Related Organizations Taxable as a Corporation or Trust |                          |   |                                     |  |                                 |   |                                |  |    |
|---|--------------------------|---|-------------------------------------|--|---------------------------------|---|--------------------------------|--|----|
| (a)<br>Name, address, and EIN of<br>related organization  | (b)<br>Primary activity  | (c)<br>Legal<br>domicile<br>(state or foreign<br>country) | (d)<br>Direct controlling<br>entity | (e)<br>Type of entity<br>(C corp, S corp,<br>or trust) | (f)<br>Share of total<br>income | (g)<br>Share of end-of-<br>year<br>assets | (h)<br>Percentage<br>ownership | (i)<br>Section 512<br>(b)(13)<br>controlled<br>entity? |    |
|   |                          |   |                                     |  |                                 |   |                                | Yes  | No |
| FERRARA FIRE APPARATUS INC  | CONTRIBUTING<br>EMPLOYER |   |                                     |  |                                 |   |                                |  | No |
| FETCHEN SHEET METAL   | CONTRIBUTING<br>EMPLOYER |   |                                     |  |                                 |   |                                |  | No |
| FINCH CONSTRUCTORS INC  | CONTRIBUTING<br>EMPLOYER |   |                                     |  |                                 |   |                                |  | No |
| FIRE 'N' ICE INC  | CONTRIBUTING<br>EMPLOYER |   |                                     |  |                                 |   |                                |  | No |
| FIRESTOPPERS INC  | CONTRIBUTING<br>EMPLOYER |   |                                     |  |                                 |   |                                |  | No |
| FIRST POINT MECHANICAL SERVICES LLC   | CONTRIBUTING<br>EMPLOYER |   |                                     |  |                                 |   |                                |  | No |
| FISCHER HEATING & SM CO   | CONTRIBUTING<br>EMPLOYER |   |                                     |  |                                 |   |                                |  | No |
| FISHER TEST & BALANCE INC   | CONTRIBUTING<br>EMPLOYER |   |                                     |  |                                 |   |                                |  | No |
| FIVE STAR KITCHEN INSTALLATIONS INC   | CONTRIBUTING<br>EMPLOYER |   |                                     |  |                                 |   |                                |  | No |
| FLO-TECH  | CONTRIBUTING<br>EMPLOYER |   |                                     |  |                                 |   |                                |  | No |
| FLO-TECH MECH SYSTEMS INC   | CONTRIBUTING<br>EMPLOYER |   |                                     |  |                                 |   |                                |  | No |
| FLUID BALANCE INTERNATIONAL   | CONTRIBUTING<br>EMPLOYER |   |                                     |  |                                 |   |                                |  | No |
| FLUOR CONSTRUCTORS INTERNATIONAL INC  | CONTRIBUTING<br>EMPLOYER |   |                                     |  |                                 |   |                                |  | No |
| FLUOR CONSTRUCTORS INTL INC   | CONTRIBUTING<br>EMPLOYER |   |                                     |  |                                 |   |                                |  | No |
| FLUOR MAINTENANCE SERVICES  | CONTRIBUTING<br>EMPLOYER |   |                                     |  |                                 |   |                                |  | No |



| Form 990, Schedule R, Part IV - Identification of Related Organizations Taxable as a Corporation or Trust |                          |   |                                     |  |                                 |   |                                |  |    |
|---|--------------------------|---|-------------------------------------|--|---------------------------------|---|--------------------------------|--|----|
| (a)<br>Name, address, and EIN of<br>related organization  | (b)<br>Primary activity  | (c)<br>Legal<br>domicile<br>(state or foreign<br>country) | (d)<br>Direct controlling<br>entity | (e)<br>Type of entity<br>(C corp, S corp,<br>or trust) | (f)<br>Share of total<br>income | (g)<br>Share of end-of-<br>year<br>assets | (h)<br>Percentage<br>ownership | (i)<br>Section 512<br>(b)(13)<br>controlled<br>entity? |    |
|   |                          |   |                                     |  |                                 |   |                                | Yes  | No |
| FLYNN SELLERS & MARQUIS LP  | CONTRIBUTING<br>EMPLOYER |   |                                     |  |                                 |   |                                |  | No |
| FOOD EQUIPMENT INSTALLATIONS INC  | CONTRIBUTING<br>EMPLOYER |   |                                     |  |                                 |   |                                |  | No |
| FORCED AIR SUPPLY   | CONTRIBUTING<br>EMPLOYER |   |                                     |  |                                 |   |                                |  | No |
| FORE-FRONT MECHANICAL INC   | CONTRIBUTING<br>EMPLOYER |   |                                     |  |                                 |   |                                |  | No |
| FOUR SEASONS MECHANICAL INC   | CONTRIBUTING<br>EMPLOYER |   |                                     |  |                                 |   |                                |  | No |
| FOUR STAR SHEET METAL INC   | CONTRIBUTING<br>EMPLOYER |   |                                     |  |                                 |   |                                |  | No |
| FOUR-C-AIRE   | CONTRIBUTING<br>EMPLOYER |   |                                     |  |                                 |   |                                |  | No |
| FRANCE MECHANICAL CORP  | CONTRIBUTING<br>EMPLOYER |   |                                     |  |                                 |   |                                |  | No |
| FRANK FISCHER INC   | CONTRIBUTING<br>EMPLOYER |   |                                     |  |                                 |   |                                |  | No |
| FRANK M BOOTH INC   | CONTRIBUTING<br>EMPLOYER |   |                                     |  |                                 |   |                                |  | No |
| FRANK MILLARD & CO INC  | CONTRIBUTING<br>EMPLOYER |   |                                     |  |                                 |   |                                |  | No |
| FRAZIER SHEET METAL INC   | CONTRIBUTING<br>EMPLOYER |   |                                     |  |                                 |   |                                |  | No |
| FRED CHRISTEN & SONS  | CONTRIBUTING<br>EMPLOYER |   |                                     |  |                                 |   |                                |  | No |
| FRESH AIR WEINRICH HEATING & COOLING<br>INC   | CONTRIBUTING<br>EMPLOYER |   |                                     |  |                                 |   |                                |  | No |
| G C H INTERNATIONAL INC   | CONTRIBUTING<br>EMPLOYER |   |                                     |  |                                 |   |                                |  | No |

| Form 990, Schedule R, Part IV - Identification of Related Organizations Taxable as a Corporation or Trust |                          |   |                                     |  |                                 |   |                                |  |    |
|---|--------------------------|---|-------------------------------------|--|---------------------------------|---|--------------------------------|--|----|
| (a)<br>Name, address, and EIN of<br>related organization  | (b)<br>Primary activity  | (c)<br>Legal<br>domicile<br>(state or foreign<br>country) | (d)<br>Direct controlling<br>entity | (e)<br>Type of entity<br>(C corp, S corp,<br>or trust) | (f)<br>Share of total<br>income | (g)<br>Share of end-of-<br>year<br>assets | (h)<br>Percentage<br>ownership | (i)<br>Section 512<br>(b)(13)<br>controlled<br>entity? |    |
|   |                          |   |                                     |  |                                 |   |                                | Yes  | No |
| G E W MECHANICAL CONTR INC  | CONTRIBUTING<br>EMPLOYER |   |                                     |  |                                 |   |                                |  | No |
| G H C MECHANICAL INC  | CONTRIBUTING<br>EMPLOYER |   |                                     |  |                                 |   |                                |  | No |
| G M C SHEET METAL LLC   | CONTRIBUTING<br>EMPLOYER |   |                                     |  |                                 |   |                                |  | No |
| G M SHEET METAL INC   | CONTRIBUTING<br>EMPLOYER |   |                                     |  |                                 |   |                                |  | No |
| G P SYSTEMS   | CONTRIBUTING<br>EMPLOYER |   |                                     |  |                                 |   |                                |  | No |
| GABRILSON HEATING & AC  | CONTRIBUTING<br>EMPLOYER |   |                                     |  |                                 |   |                                |  | No |
| GAGNON INC  | CONTRIBUTING<br>EMPLOYER |   |                                     |  |                                 |   |                                |  | No |
| GAINES MECH CONTRACTORS INC   | CONTRIBUTING<br>EMPLOYER |   |                                     |  |                                 |   |                                |  | No |
| GALLAGHER-KAISER CORP   | CONTRIBUTING<br>EMPLOYER |   |                                     |  |                                 |   |                                |  | No |
| GALMICHE & SONS HEATING & SM  | CONTRIBUTING<br>EMPLOYER |   |                                     |  |                                 |   |                                |  | No |
| GANNON METAL FAB ERECTORS INC   | CONTRIBUTING<br>EMPLOYER |   |                                     |  |                                 |   |                                |  | No |
| GARBER HEATING & AC INC   | CONTRIBUTING<br>EMPLOYER |   |                                     |  |                                 |   |                                |  | No |
| GARRETT MECH INC  | CONTRIBUTING<br>EMPLOYER |   |                                     |  |                                 |   |                                |  | No |
| GASTON ELECTRICAL CO INC  | CONTRIBUTING<br>EMPLOYER |   |                                     |  |                                 |   |                                |  | No |
| GATLIN PLUMBING & HTG INC   | CONTRIBUTING<br>EMPLOYER |   |                                     |  |                                 |   |                                |  | No |

| Form 990, Schedule R, Part IV - Identification of Related Organizations Taxable as a Corporation or Trust |                          |   |                                     |  |                                 |   |                                |  |    |
|---|--------------------------|---|-------------------------------------|--|---------------------------------|---|--------------------------------|--|----|
| (a)<br>Name, address, and EIN of<br>related organization  | (b)<br>Primary activity  | (c)<br>Legal<br>domicile<br>(state or foreign<br>country) | (d)<br>Direct controlling<br>entity | (e)<br>Type of entity<br>(C corp, S corp,<br>or trust) | (f)<br>Share of total<br>income | (g)<br>Share of end-of-<br>year<br>assets | (h)<br>Percentage<br>ownership | (i)<br>Section 512<br>(b)(13)<br>controlled<br>entity? |    |
|   |                          |   |                                     |  |                                 |   |                                | Yes  | No |
| GEISLER BROS SHEET METAL CO   | CONTRIBUTING<br>EMPLOYER |   |                                     |  |                                 |   |                                |  | No |
| GEM ROOF & WATERPROOFING CO   | CONTRIBUTING<br>EMPLOYER |   |                                     |  |                                 |   |                                |  | No |
| GEMMA POWER SYSTEMS LLC   | CONTRIBUTING<br>EMPLOYER |   |                                     |  |                                 |   |                                |  | No |
| GENERAL HEATING & AC INC  | CONTRIBUTING<br>EMPLOYER |   |                                     |  |                                 |   |                                |  | No |
| GENERAL HEATING & MECHANICAL  | CONTRIBUTING<br>EMPLOYER |   |                                     |  |                                 |   |                                |  | No |
| GENERAL REFRIG SERVICE CORP   | CONTRIBUTING<br>EMPLOYER |   |                                     |  |                                 |   |                                |  | No |
| GENERAL SHEET METAL LLC   | CONTRIBUTING<br>EMPLOYER |   |                                     |  |                                 |   |                                |  | No |
| GENERAL SHEET METAL WORKS INC   | CONTRIBUTING<br>EMPLOYER |   |                                     |  |                                 |   |                                |  | No |
| GENERAL TEMPERATURE CONTROL   | CONTRIBUTING<br>EMPLOYER |   |                                     |  |                                 |   |                                |  | No |
| GENESIO COMPANY   | CONTRIBUTING<br>EMPLOYER |   |                                     |  |                                 |   |                                |  | No |
| GENGLER-LOWNEY LASER WORKS INC  | CONTRIBUTING<br>EMPLOYER |   |                                     |  |                                 |   |                                |  | No |
| GENTLEMEN SHEET METAL LTD   | CONTRIBUTING<br>EMPLOYER |   |                                     |  |                                 |   |                                |  | No |
| GEOMATRIX SERVICES INC  | CONTRIBUTING<br>EMPLOYER |   |                                     |  |                                 |   |                                |  | No |
| GEORGE V HAMILTON ENVIRONMENTAL INC   | CONTRIBUTING<br>EMPLOYER |   |                                     |  |                                 |   |                                |  | No |
| GEORGE V HAMILTON INC   | CONTRIBUTING<br>EMPLOYER |   |                                     |  |                                 |   |                                |  | No |

| Form 990, Schedule R, Part IV - Identification of Related Organizations Taxable as a Corporation or Trust |                          |   |                                     |  |                                 |   |                                |  |    |
|---|--------------------------|---|-------------------------------------|--|---------------------------------|---|--------------------------------|--|----|
| (a)<br>Name, address, and EIN of<br>related organization  | (b)<br>Primary activity  | (c)<br>Legal<br>domicile<br>(state or foreign<br>country) | (d)<br>Direct controlling<br>entity | (e)<br>Type of entity<br>(C corp, S corp,<br>or trust) | (f)<br>Share of total<br>income | (g)<br>Share of end-of-<br>year<br>assets | (h)<br>Percentage<br>ownership | (i)<br>Section 512<br>(b)(13)<br>controlled<br>entity? |    |
|   |                          |   |                                     |  |                                 |   |                                | Yes  | No |
| GEORGE WILSON INC   | CONTRIBUTING<br>EMPLOYER |   |                                     |  |                                 |   |                                |  | No |
| GEORGIA SHEET METAL JATC  | CONTRIBUTING<br>EMPLOYER |   |                                     |  |                                 |   |                                |  | No |
| GIANGELO SHEET METAL  | CONTRIBUTING<br>EMPLOYER |   |                                     |  |                                 |   |                                |  | No |
| GIBRALTAR CONTRACTING INC   | CONTRIBUTING<br>EMPLOYER |   |                                     |  |                                 |   |                                |  | No |
| GIBSON SERVICES CO  | CONTRIBUTING<br>EMPLOYER |   |                                     |  |                                 |   |                                |  | No |
| GIESE SHEET METAL CO INC  | CONTRIBUTING<br>EMPLOYER |   |                                     |  |                                 |   |                                |  | No |
| GILBERT & BECKER CO   | CONTRIBUTING<br>EMPLOYER |   |                                     |  |                                 |   |                                |  | No |
| GIRUZZI PLUMBING & HEATING INC  | CONTRIBUTING<br>EMPLOYER |   |                                     |  |                                 |   |                                |  | No |
| GLASS MANAGEMENT SERV INC   | CONTRIBUTING<br>EMPLOYER |   |                                     |  |                                 |   |                                |  | No |
| GLUTH BROS ROOFING CO INC   | CONTRIBUTING<br>EMPLOYER |   |                                     |  |                                 |   |                                |  | No |
| GOERGEN-MACKWIRTH CO  | CONTRIBUTING<br>EMPLOYER |   |                                     |  |                                 |   |                                |  | No |
| GOLD SEAL HOME IMPROVEMENTS   | CONTRIBUTING<br>EMPLOYER |   |                                     |  |                                 |   |                                |  | No |
| GRAND MESA MECHANICAL INC   | CONTRIBUTING<br>EMPLOYER |   |                                     |  |                                 |   |                                |  | No |
| GRAVES SHEET METAL CO INC   | CONTRIBUTING<br>EMPLOYER |   |                                     |  |                                 |   |                                |  | No |
| GREAT LAKES HOTEL SUPPLY CO   | CONTRIBUTING<br>EMPLOYER |   |                                     |  |                                 |   |                                |  | No |

| Form 990, Schedule R, Part IV - Identification of Related Organizations Taxable as a Corporation or Trust |                          |   |                                     |  |                                 |   |                                |  |    |
|---|--------------------------|---|-------------------------------------|--|---------------------------------|---|--------------------------------|--|----|
| (a)<br>Name, address, and EIN of<br>related organization  | (b)<br>Primary activity  | (c)<br>Legal<br>domicile<br>(state or foreign<br>country) | (d)<br>Direct controlling<br>entity | (e)<br>Type of entity<br>(C corp, S corp,<br>or trust) | (f)<br>Share of total<br>income | (g)<br>Share of end-of-<br>year<br>assets | (h)<br>Percentage<br>ownership | (i)<br>Section 512<br>(b)(13)<br>controlled<br>entity? |    |
|   |                          |   |                                     |  |                                 |   |                                | Yes  | No |
| GREAT LAKES MECHANICAL INC  | CONTRIBUTING<br>EMPLOYER |   |                                     |  |                                 |   |                                |  | No |
| GREENE PLUMBING & HEATING   | CONTRIBUTING<br>EMPLOYER |   |                                     |  |                                 |   |                                |  | No |
| GREEN'S HEATING & COOLING   | CONTRIBUTING<br>EMPLOYER |   |                                     |  |                                 |   |                                |  | No |
| GREENWOOD INDUSTRIES INC  | CONTRIBUTING<br>EMPLOYER |   |                                     |  |                                 |   |                                |  | No |
| GREG GANTZER INC DBA  | CONTRIBUTING<br>EMPLOYER |   |                                     |  |                                 |   |                                |  | No |
| GREITERS MECHANICAL   | CONTRIBUTING<br>EMPLOYER |   |                                     |  |                                 |   |                                |  | No |
| GRIBBINS INSULATION   | CONTRIBUTING<br>EMPLOYER |   |                                     |  |                                 |   |                                |  | No |
| GRIDSPAN CORPORATION  | CONTRIBUTING<br>EMPLOYER |   |                                     |  |                                 |   |                                |  | No |
| GRIFFIN SHEET METAL   | CONTRIBUTING<br>EMPLOYER |   |                                     |  |                                 |   |                                |  | No |
| GRIFFITH ENGINEERING SERV LLC   | CONTRIBUTING<br>EMPLOYER |   |                                     |  |                                 |   |                                |  | No |
| GROSSE MECH CONTR OF IL INC   | CONTRIBUTING<br>EMPLOYER |   |                                     |  |                                 |   |                                |  | No |
| GROUPE LINCORA INC  | CONTRIBUTING<br>EMPLOYER |   |                                     |  |                                 |   |                                |  | No |
| GRP MECHANICAL COMPANY INC  | CONTRIBUTING<br>EMPLOYER |   |                                     |  |                                 |   |                                |  | No |
| GT MECHANICAL PROJECTS & DESIGN INC   | CONTRIBUTING<br>EMPLOYER |   |                                     |  |                                 |   |                                |  | No |
| GTAB  | CONTRIBUTING<br>EMPLOYER |   |                                     |  |                                 |   |                                |  | No |

| Form 990, Schedule R, Part IV - Identification of Related Organizations Taxable as a Corporation or Trust |                          |   |                                     |  |                                 |   |                                |  |    |
|---|--------------------------|---|-------------------------------------|--|---------------------------------|---|--------------------------------|--|----|
| (a)<br>Name, address, and EIN of<br>related organization  | (b)<br>Primary activity  | (c)<br>Legal<br>domicile<br>(state or foreign<br>country) | (d)<br>Direct controlling<br>entity | (e)<br>Type of entity<br>(C corp, S corp,<br>or trust) | (f)<br>Share of total<br>income | (g)<br>Share of end-of-<br>year<br>assets | (h)<br>Percentage<br>ownership | (i)<br>Section 512<br>(b)(13)<br>controlled<br>entity? |    |
|   |                          |   |                                     |  |                                 |   |                                | Yes  | No |
| GUISE SHEET METAL   | CONTRIBUTING<br>EMPLOYER |   |                                     |  |                                 |   |                                |  | No |
| GUNNING INCORPORATED  | CONTRIBUTING<br>EMPLOYER |   |                                     |  |                                 |   |                                |  | No |
| GUY INDUSTRIAL CONSTRUCTION INC   | CONTRIBUTING<br>EMPLOYER |   |                                     |  |                                 |   |                                |  | No |
| GUYTEC STEEL  | CONTRIBUTING<br>EMPLOYER |   |                                     |  |                                 |   |                                |  | No |
| H & H SHEET METAL   | CONTRIBUTING<br>EMPLOYER |   |                                     |  |                                 |   |                                |  | No |
| H E NEUMANN COMPANY   | CONTRIBUTING<br>EMPLOYER |   |                                     |  |                                 |   |                                |  | No |
| H KLEIN & SONS INC  | CONTRIBUTING<br>EMPLOYER |   |                                     |  |                                 |   |                                |  | No |
| H L THOMAS INC  | CONTRIBUTING<br>EMPLOYER |   |                                     |  |                                 |   |                                |  | No |
| H M WHITE INC   | CONTRIBUTING<br>EMPLOYER |   |                                     |  |                                 |   |                                |  | No |
| H R C ROOFING & SM INC  | CONTRIBUTING<br>EMPLOYER |   |                                     |  |                                 |   |                                |  | No |
| H R HILLERY   | CONTRIBUTING<br>EMPLOYER |   |                                     |  |                                 |   |                                |  | No |
| H R I OF CENTRAL ILLINOIS INC   | CONTRIBUTING<br>EMPLOYER |   |                                     |  |                                 |   |                                |  | No |
| H R STEWART INC   | CONTRIBUTING<br>EMPLOYER |   |                                     |  |                                 |   |                                |  | No |
| H S I MECHANICAL  | CONTRIBUTING<br>EMPLOYER |   |                                     |  |                                 |   |                                |  | No |
| H T H MECHANICAL SERVICES INC   | CONTRIBUTING<br>EMPLOYER |   |                                     |  |                                 |   |                                |  | No |

| Form 990, Schedule R, Part IV - Identification of Related Organizations Taxable as a Corporation or Trust |                          |   |                                     |  |                                 |   |                                |  |    |
|---|--------------------------|---|-------------------------------------|--|---------------------------------|---|--------------------------------|--|----|
| (a)<br>Name, address, and EIN of<br>related organization  | (b)<br>Primary activity  | (c)<br>Legal<br>domicile<br>(state or foreign<br>country) | (d)<br>Direct controlling<br>entity | (e)<br>Type of entity<br>(C corp, S corp,<br>or trust) | (f)<br>Share of total<br>income | (g)<br>Share of end-of-<br>year<br>assets | (h)<br>Percentage<br>ownership | (i)<br>Section 512<br>(b)(13)<br>controlled<br>entity? |    |
|   |                          |   |                                     |  |                                 |   |                                | Yes  | No |
| H T LYONS INC   | CONTRIBUTING<br>EMPLOYER |   |                                     |  |                                 |   |                                |  | No |
| H V A C FITTINGS LLC  | CONTRIBUTING<br>EMPLOYER |   |                                     |  |                                 |   |                                |  | No |
| HAARMANN HEATING & AC   | CONTRIBUTING<br>EMPLOYER |   |                                     |  |                                 |   |                                |  | No |
| HAASE MECHANICAL CONTRACTORS INC  | CONTRIBUTING<br>EMPLOYER |   |                                     |  |                                 |   |                                |  | No |
| HABCO   | CONTRIBUTING<br>EMPLOYER |   |                                     |  |                                 |   |                                |  | No |
| HABERBERGER SM INC  | CONTRIBUTING<br>EMPLOYER |   |                                     |  |                                 |   |                                |  | No |
| HAENSSLER SHEET METAL WORKS   | CONTRIBUTING<br>EMPLOYER |   |                                     |  |                                 |   |                                |  | No |
| HALLGREN SCHILDKNECHT   | CONTRIBUTING<br>EMPLOYER |   |                                     |  |                                 |   |                                |  | No |
| HALO MARX   | CONTRIBUTING<br>EMPLOYER |   |                                     |  |                                 |   |                                |  | No |
| HAMILTON-NEE AIR SYSTEMS  | CONTRIBUTING<br>EMPLOYER |   |                                     |  |                                 |   |                                |  | No |
| HAMM MECHANICAL   | CONTRIBUTING<br>EMPLOYER |   |                                     |  |                                 |   |                                |  | No |
| HARDEN SHEET METAL  | CONTRIBUTING<br>EMPLOYER |   |                                     |  |                                 |   |                                |  | No |
| HARDESTY HEATING AND COOLING  | CONTRIBUTING<br>EMPLOYER |   |                                     |  |                                 |   |                                |  | No |
| HAROLD G BUTZER INC   | CONTRIBUTING<br>EMPLOYER |   |                                     |  |                                 |   |                                |  | No |
| HAROLD J BECKER CO INC  | CONTRIBUTING<br>EMPLOYER |   |                                     |  |                                 |   |                                |  | No |

| Form 990, Schedule R, Part IV - Identification of Related Organizations Taxable as a Corporation or Trust |                          |   |                                     |  |                                 |   |                                |  |    |
|---|--------------------------|---|-------------------------------------|--|---------------------------------|---|--------------------------------|--|----|
| (a)<br>Name, address, and EIN of<br>related organization  | (b)<br>Primary activity  | (c)<br>Legal<br>domicile<br>(state or foreign<br>country) | (d)<br>Direct controlling<br>entity | (e)<br>Type of entity<br>(C corp, S corp,<br>or trust) | (f)<br>Share of total<br>income | (g)<br>Share of end-of-<br>year<br>assets | (h)<br>Percentage<br>ownership | (i)<br>Section 512<br>(b)(13)<br>controlled<br>entity? |    |
|   |                          |   |                                     |  |                                 |   |                                | Yes  | No |
| HAROLD MERKEL INC   | CONTRIBUTING<br>EMPLOYER |   |                                     |  |                                 |   |                                |  | No |
| HARRINGTON AIR SYSTEMS LLC  | CONTRIBUTING<br>EMPLOYER |   |                                     |  |                                 |   |                                |  | No |
| HARRIS & HART INC   | CONTRIBUTING<br>EMPLOYER |   |                                     |  |                                 |   |                                |  | No |
| HARRIS ACQUISITION III LLC  | CONTRIBUTING<br>EMPLOYER |   |                                     |  |                                 |   |                                |  | No |
| HARRIS ARIZONA LLC  | CONTRIBUTING<br>EMPLOYER |   |                                     |  |                                 |   |                                |  | No |
| HARRIS BROTHERS ROOFING   | CONTRIBUTING<br>EMPLOYER |   |                                     |  |                                 |   |                                |  | No |
| HARRIS COMPANIES  | CONTRIBUTING<br>EMPLOYER |   |                                     |  |                                 |   |                                |  | No |
| HART HEATING & SHEET METAL  | CONTRIBUTING<br>EMPLOYER |   |                                     |  |                                 |   |                                |  | No |
| HARTWIG PLUMBING & HEATING  | CONTRIBUTING<br>EMPLOYER |   |                                     |  |                                 |   |                                |  | No |
| HARVEY SHEET METAL  | CONTRIBUTING<br>EMPLOYER |   |                                     |  |                                 |   |                                |  | No |
| HAUSER MECHANICAL INC   | CONTRIBUTING<br>EMPLOYER |   |                                     |  |                                 |   |                                |  | No |
| HAWAII SM & MECH INC  | CONTRIBUTING<br>EMPLOYER |   |                                     |  |                                 |   |                                |  | No |
| HAWAII VENTILATION SYSTEMS  | CONTRIBUTING<br>EMPLOYER |   |                                     |  |                                 |   |                                |  | No |
| HAWAIIAN RYANS  | CONTRIBUTING<br>EMPLOYER |   |                                     |  |                                 |   |                                |  | No |
| HAWKEYE SHEET METAL   | CONTRIBUTING<br>EMPLOYER |   |                                     |  |                                 |   |                                |  | No |



| Form 990, Schedule R, Part IV - Identification of Related Organizations Taxable as a Corporation or Trust |                          |   |                                     |  |                                 |   |                                |  |    |
|---|--------------------------|---|-------------------------------------|--|---------------------------------|---|--------------------------------|--|----|
| (a)<br>Name, address, and EIN of<br>related organization  | (b)<br>Primary activity  | (c)<br>Legal<br>domicile<br>(state or foreign<br>country) | (d)<br>Direct controlling<br>entity | (e)<br>Type of entity<br>(C corp, S corp,<br>or trust) | (f)<br>Share of total<br>income | (g)<br>Share of end-of-<br>year<br>assets | (h)<br>Percentage<br>ownership | (i)<br>Section 512<br>(b)(13)<br>controlled<br>entity? |    |
|   |                          |   |                                     |  |                                 |   |                                | Yes  | No |
| HAYES MECHANICAL LLC  | CONTRIBUTING<br>EMPLOYER |   |                                     |  |                                 |   |                                |  | No |
| HAZA MECHANICAL INC (IND)   | CONTRIBUTING<br>EMPLOYER |   |                                     |  |                                 |   |                                |  | No |
| HEARTLAND MECHANICAL CONT INC   | CONTRIBUTING<br>EMPLOYER |   |                                     |  |                                 |   |                                |  | No |
| HEATING & PLUMBING ENG INC  | CONTRIBUTING<br>EMPLOYER |   |                                     |  |                                 |   |                                |  | No |
| HEIDE & COOK LLC  | CONTRIBUTING<br>EMPLOYER |   |                                     |  |                                 |   |                                |  | No |
| HEMCO SHEET METAL CORP  | CONTRIBUTING<br>EMPLOYER |   |                                     |  |                                 |   |                                |  | No |
| HEMINGWAY CHIMNEY INC   | CONTRIBUTING<br>EMPLOYER |   |                                     |  |                                 |   |                                |  | No |
| HENRY C SMITHER ROOFING INC   | CONTRIBUTING<br>EMPLOYER |   |                                     |  |                                 |   |                                |  | No |
| HENRY T LIMBERG CO  | CONTRIBUTING<br>EMPLOYER |   |                                     |  |                                 |   |                                |  | No |
| HENSON ROBINSON COMPANY   | CONTRIBUTING<br>EMPLOYER |   |                                     |  |                                 |   |                                |  | No |
| HERCULES INDUSTRIES INC   | CONTRIBUTING<br>EMPLOYER |   |                                     |  |                                 |   |                                |  | No |
| HERCULES SHEET METAL  | CONTRIBUTING<br>EMPLOYER |   |                                     |  |                                 |   |                                |  | No |
| HERITAGE HEATING & COOLING  | CONTRIBUTING<br>EMPLOYER |   |                                     |  |                                 |   |                                |  | No |
| HERITAGE MECH SERVICES INC  | CONTRIBUTING<br>EMPLOYER |   |                                     |  |                                 |   |                                |  | No |
| HEWITT INDUSTRIAL CONTRACTORS   | CONTRIBUTING<br>EMPLOYER |   |                                     |  |                                 |   |                                |  | No |

| Form 990, Schedule R, Part IV - Identification of Related Organizations Taxable as a Corporation or Trust |                          |   |                                     |  |                                 |   |                                |  |    |
|---|--------------------------|---|-------------------------------------|--|---------------------------------|---|--------------------------------|--|----|
| (a)<br>Name, address, and EIN of<br>related organization  | (b)<br>Primary activity  | (c)<br>Legal<br>domicile<br>(state or foreign<br>country) | (d)<br>Direct controlling<br>entity | (e)<br>Type of entity<br>(C corp, S corp,<br>or trust) | (f)<br>Share of total<br>income | (g)<br>Share of end-of-<br>year<br>assets | (h)<br>Percentage<br>ownership | (i)<br>Section 512<br>(b)(13)<br>controlled<br>entity? |    |
|   |                          |   |                                     |  |                                 |   |                                | Yes  | No |
| HI TECH   | CONTRIBUTING<br>EMPLOYER |   |                                     |  |                                 |   |                                |  | No |
| HI TECH SHEET METAL   | CONTRIBUTING<br>EMPLOYER |   |                                     |  |                                 |   |                                |  | No |
| HI TECH TEST & BALANCE  | CONTRIBUTING<br>EMPLOYER |   |                                     |  |                                 |   |                                |  | No |
| HICKS & INGLE CORP  | CONTRIBUTING<br>EMPLOYER |   |                                     |  |                                 |   |                                |  | No |
| HIGH VELOCITY SHEET METAL   | CONTRIBUTING<br>EMPLOYER |   |                                     |  |                                 |   |                                |  | No |
| HIGHLAND GROUP LIMITED LLC  | CONTRIBUTING<br>EMPLOYER |   |                                     |  |                                 |   |                                |  | No |
| HILL MECHANICAL CORP  | CONTRIBUTING<br>EMPLOYER |   |                                     |  |                                 |   |                                |  | No |
| HILO MECHANICAL INC   | CONTRIBUTING<br>EMPLOYER |   |                                     |  |                                 |   |                                |  | No |
| HILTON VENTILATION & INDUSTRIAL<br>COMPANY  | CONTRIBUTING<br>EMPLOYER |   |                                     |  |                                 |   |                                |  | No |
| HINSHAW ROOFING & SHEET METAL   | CONTRIBUTING<br>EMPLOYER |   |                                     |  |                                 |   |                                |  | No |
| HITE ASSOCIATES   | CONTRIBUTING<br>EMPLOYER |   |                                     |  |                                 |   |                                |  | No |
| HM2 MECHANICAL AND SPECIALTY<br>CONTRACTORS   | CONTRIBUTING<br>EMPLOYER |   |                                     |  |                                 |   |                                |  | No |
| HOBSON FABRICATING CORP   | CONTRIBUTING<br>EMPLOYER |   |                                     |  |                                 |   |                                |  | No |
| HOCK MECHANICAL INC   | CONTRIBUTING<br>EMPLOYER |   |                                     |  |                                 |   |                                |  | No |
| HOLLIDAY SHEET METAL COMPANY  | CONTRIBUTING<br>EMPLOYER |   |                                     |  |                                 |   |                                |  | No |

| Form 990, Schedule R, Part IV - Identification of Related Organizations Taxable as a Corporation or Trust |                          |   |                                     |  |                                 |   |                                |  |    |
|---|--------------------------|---|-------------------------------------|--|---------------------------------|---|--------------------------------|--|----|
| (a)<br>Name, address, and EIN of<br>related organization  | (b)<br>Primary activity  | (c)<br>Legal<br>domicile<br>(state or foreign<br>country) | (d)<br>Direct controlling<br>entity | (e)<br>Type of entity<br>(C corp, S corp,<br>or trust) | (f)<br>Share of total<br>income | (g)<br>Share of end-of-<br>year<br>assets | (h)<br>Percentage<br>ownership | (i)<br>Section 512<br>(b)(13)<br>controlled<br>entity? |    |
|   |                          |   |                                     |  |                                 |   |                                | Yes  | No |
| HOLOHAN HEATING & SHEET METAL   | CONTRIBUTING<br>EMPLOYER |   |                                     |  |                                 |   |                                |  | No |
| HOME ENVIRONMENT SOLUTIONS  | CONTRIBUTING<br>EMPLOYER |   |                                     |  |                                 |   |                                |  | No |
| HOPMANN CORNICE CO  | CONTRIBUTING<br>EMPLOYER |   |                                     |  |                                 |   |                                |  | No |
| HORNBuckle HEATING & AC   | CONTRIBUTING<br>EMPLOYER |   |                                     |  |                                 |   |                                |  | No |
| HORWITZ INC   | CONTRIBUTING<br>EMPLOYER |   |                                     |  |                                 |   |                                |  | No |
| HOVLAND'S INC   | CONTRIBUTING<br>EMPLOYER |   |                                     |  |                                 |   |                                |  | No |
| HRANEC SHEET METAL INC  | CONTRIBUTING<br>EMPLOYER |   |                                     |  |                                 |   |                                |  | No |
| HUCKESTEIN MECHANICAL SERVICES INC  | CONTRIBUTING<br>EMPLOYER |   |                                     |  |                                 |   |                                |  | No |
| HUDSON VALLEY ROOFING & SHEET METAL<br>INC  | CONTRIBUTING<br>EMPLOYER |   |                                     |  |                                 |   |                                |  | No |
| HULETT HEATING & AC CO  | CONTRIBUTING<br>EMPLOYER |   |                                     |  |                                 |   |                                |  | No |
| HURCKMAN MECH INDUSTRIES INC  | CONTRIBUTING<br>EMPLOYER |   |                                     |  |                                 |   |                                |  | No |
| HURST MECHANICAL INC  | CONTRIBUTING<br>EMPLOYER |   |                                     |  |                                 |   |                                |  | No |
| HUSKEY SHEET METAL  | CONTRIBUTING<br>EMPLOYER |   |                                     |  |                                 |   |                                |  | No |
| HUTCHEON & SIMON INC  | CONTRIBUTING<br>EMPLOYER |   |                                     |  |                                 |   |                                |  | No |
| HVAC PROS LLC   | CONTRIBUTING<br>EMPLOYER |   |                                     |  |                                 |   |                                |  | No |

| Form 990, Schedule R, Part IV - Identification of Related Organizations Taxable as a Corporation or Trust |                          |   |                                     |  |                                 |   |                                |  |    |
|---|--------------------------|---|-------------------------------------|--|---------------------------------|---|--------------------------------|--|----|
| (a)<br>Name, address, and EIN of<br>related organization  | (b)<br>Primary activity  | (c)<br>Legal<br>domicile<br>(state or foreign<br>country) | (d)<br>Direct controlling<br>entity | (e)<br>Type of entity<br>(C corp, S corp,<br>or trust) | (f)<br>Share of total<br>income | (g)<br>Share of end-of-<br>year<br>assets | (h)<br>Percentage<br>ownership | (i)<br>Section 512<br>(b)(13)<br>controlled<br>entity? |    |
|   |                          |   |                                     |  |                                 |   |                                | Yes  | No |
| HYDE SHEET METAL INC  | CONTRIBUTING<br>EMPLOYER |   |                                     |  |                                 |   |                                |  | No |
| HYDE-STONE MECHANICAL CONTRACTORS<br>INC  | CONTRIBUTING<br>EMPLOYER |   |                                     |  |                                 |   |                                |  | No |
| HYDRO-TEMP INC  | CONTRIBUTING<br>EMPLOYER |   |                                     |  |                                 |   |                                |  | No |
| HYGRADE INSULATORS INC  | CONTRIBUTING<br>EMPLOYER |   |                                     |  |                                 |   |                                |  | No |
| I V I NORTH INC   | CONTRIBUTING<br>EMPLOYER |   |                                     |  |                                 |   |                                |  | No |
| I V I SOUTH INC   | CONTRIBUTING<br>EMPLOYER |   |                                     |  |                                 |   |                                |  | No |
| ICON MECHANICAL   | CONTRIBUTING<br>EMPLOYER |   |                                     |  |                                 |   |                                |  | No |
| IDEAL HOLDINGS INC  | CONTRIBUTING<br>EMPLOYER |   |                                     |  |                                 |   |                                |  | No |
| IDEAL MECHANICAL  | CONTRIBUTING<br>EMPLOYER |   |                                     |  |                                 |   |                                |  | No |
| ILLOWA SMW LOCAL 91 APPRENTICE &<br>TRAINING COMMITTEE INC  | CONTRIBUTING<br>EMPLOYER |   |                                     |  |                                 |   |                                |  | No |
| ILTENS INC  | CONTRIBUTING<br>EMPLOYER |   |                                     |  |                                 |   |                                |  | No |
| IMBUS ROOFING CO INC  | CONTRIBUTING<br>EMPLOYER |   |                                     |  |                                 |   |                                |  | No |
| IMPERIAL COMPANY INC  | CONTRIBUTING<br>EMPLOYER |   |                                     |  |                                 |   |                                |  | No |
| IMPERIAL DAMPER & LOUVER INC  | CONTRIBUTING<br>EMPLOYER |   |                                     |  |                                 |   |                                |  | No |
| IMPERIUM CONSTRUCTION INC   | CONTRIBUTING<br>EMPLOYER |   |                                     |  |                                 |   |                                |  | No |

| Form 990, Schedule R, Part IV - Identification of Related Organizations Taxable as a Corporation or Trust |                          |   |                                     |  |                                 |   |                                |  |    |
|---|--------------------------|---|-------------------------------------|--|---------------------------------|---|--------------------------------|--|----|
| (a)<br>Name, address, and EIN of<br>related organization  | (b)<br>Primary activity  | (c)<br>Legal<br>domicile<br>(state or foreign<br>country) | (d)<br>Direct controlling<br>entity | (e)<br>Type of entity<br>(C corp, S corp,<br>or trust) | (f)<br>Share of total<br>income | (g)<br>Share of end-of-<br>year<br>assets | (h)<br>Percentage<br>ownership | (i)<br>Section 512<br>(b)(13)<br>controlled<br>entity? |    |
|   |                          |   |                                     |  |                                 |   |                                | Yes  | No |
| IMPULSE ELECTRICAL SYSTEMS INC  | CONTRIBUTING<br>EMPLOYER |   |                                     |  |                                 |   |                                |  | No |
| IN STALL INC  | CONTRIBUTING<br>EMPLOYER |   |                                     |  |                                 |   |                                |  | No |
| INDEPENDENCE HEATING & COOLING  | CONTRIBUTING<br>EMPLOYER |   |                                     |  |                                 |   |                                |  | No |
| INDEPENDENT AIR INC   | CONTRIBUTING<br>EMPLOYER |   |                                     |  |                                 |   |                                |  | No |
| INDEPENDENT ROOFING SYS INC   | CONTRIBUTING<br>EMPLOYER |   |                                     |  |                                 |   |                                |  | No |
| INDEPENDENT SHEET METAL CO INC  | CONTRIBUTING<br>EMPLOYER |   |                                     |  |                                 |   |                                |  | No |
| INDEPENDENT SHEET METAL LLC   | CONTRIBUTING<br>EMPLOYER |   |                                     |  |                                 |   |                                |  | No |
| INDEPENDENT TEST BAL  | CONTRIBUTING<br>EMPLOYER |   |                                     |  |                                 |   |                                |  | No |
| INDEPENDENT TESTING & BAL CORP  | CONTRIBUTING<br>EMPLOYER |   |                                     |  |                                 |   |                                |  | No |
| INDOOR AIR TECHNOLOGIES INC   | CONTRIBUTING<br>EMPLOYER |   |                                     |  |                                 |   |                                |  | No |
| INDUCT INDUSTRIES INC   | CONTRIBUTING<br>EMPLOYER |   |                                     |  |                                 |   |                                |  | No |
| INDUSTRIAL AIR & MECHANICAL LLC   | CONTRIBUTING<br>EMPLOYER |   |                                     |  |                                 |   |                                |  | No |
| INDUSTRIAL CONTR INC  | CONTRIBUTING<br>EMPLOYER |   |                                     |  |                                 |   |                                |  | No |
| INDUSTRIAL CONTRACTORS  | CONTRIBUTING<br>EMPLOYER |   |                                     |  |                                 |   |                                |  | No |
| INDUSTRIAL ENTERPRISES INC  | CONTRIBUTING<br>EMPLOYER |   |                                     |  |                                 |   |                                |  | No |

| Form 990, Schedule R, Part IV - Identification of Related Organizations Taxable as a Corporation or Trust |                          |   |                                     |  |                                 |   |                                |  |    |
|---|--------------------------|---|-------------------------------------|--|---------------------------------|---|--------------------------------|--|----|
| (a)<br>Name, address, and EIN of<br>related organization  | (b)<br>Primary activity  | (c)<br>Legal<br>domicile<br>(state or foreign<br>country) | (d)<br>Direct controlling<br>entity | (e)<br>Type of entity<br>(C corp, S corp,<br>or trust) | (f)<br>Share of total<br>income | (g)<br>Share of end-of-<br>year<br>assets | (h)<br>Percentage<br>ownership | (i)<br>Section 512<br>(b)(13)<br>controlled<br>entity? |    |
|   |                          |   |                                     |  |                                 |   |                                | Yes  | No |
| INDUSTRIAL SM LLC   | CONTRIBUTING<br>EMPLOYER |   |                                     |  |                                 |   |                                |  | No |
| INDUSTRIAL SERVICES OF ILLINOIS INC   | CONTRIBUTING<br>EMPLOYER |   |                                     |  |                                 |   |                                |  | No |
| INDY AIR SOLUTIONS LLC  | CONTRIBUTING<br>EMPLOYER |   |                                     |  |                                 |   |                                |  | No |
| INFINITE GLASS & METAL INC  | CONTRIBUTING<br>EMPLOYER |   |                                     |  |                                 |   |                                |  | No |
| INFINITY CONTRACTING SERVICES CORP  | CONTRIBUTING<br>EMPLOYER |   |                                     |  |                                 |   |                                |  | No |
| INGRAM SHEET METAL INC  | CONTRIBUTING<br>EMPLOYER |   |                                     |  |                                 |   |                                |  | No |
| INNOVATIVE CONSTRUCTION & MGMT CO INC   | CONTRIBUTING<br>EMPLOYER |   |                                     |  |                                 |   |                                |  | No |
| INSTALLATION 10 INC   | CONTRIBUTING<br>EMPLOYER |   |                                     |  |                                 |   |                                |  | No |
| INSTITUTIONAL EQUIPMENT INC   | CONTRIBUTING<br>EMPLOYER |   |                                     |  |                                 |   |                                |  | No |
| INSULATING & SUPPLIES CORP  | CONTRIBUTING<br>EMPLOYER |   |                                     |  |                                 |   |                                |  | No |
| INTEGRATED FACILITY SERVICES FORMERLY<br>AIR MASTERS CORP   | CONTRIBUTING<br>EMPLOYER |   |                                     |  |                                 |   |                                |  | No |
| INTEGRITY AIR LLC   | CONTRIBUTING<br>EMPLOYER |   |                                     |  |                                 |   |                                |  | No |
| INTERIOR CONCEPTS INC   | CONTRIBUTING<br>EMPLOYER |   |                                     |  |                                 |   |                                |  | No |
| INTERMECH INC   | CONTRIBUTING<br>EMPLOYER |   |                                     |  |                                 |   |                                |  | No |
| INTERNATIONAL TEST & BAL INC  | CONTRIBUTING<br>EMPLOYER |   |                                     |  |                                 |   |                                |  | No |

| Form 990, Schedule R, Part IV - Identification of Related Organizations Taxable as a Corporation or Trust |                          |   |                                     |  |                                 |   |                                |  |    |
|---|--------------------------|---|-------------------------------------|--|---------------------------------|---|--------------------------------|--|----|
| (a)<br>Name, address, and EIN of<br>related organization  | (b)<br>Primary activity  | (c)<br>Legal<br>domicile<br>(state or foreign<br>country) | (d)<br>Direct controlling<br>entity | (e)<br>Type of entity<br>(C corp, S corp,<br>or trust) | (f)<br>Share of total<br>income | (g)<br>Share of end-of-<br>year<br>assets | (h)<br>Percentage<br>ownership | (i)<br>Section 512<br>(b)(13)<br>controlled<br>entity? |    |
|   |                          |   |                                     |  |                                 |   |                                | Yes  | No |
| INTERNATIONAL TEST & BALANCE  | CONTRIBUTING<br>EMPLOYER |   |                                     |  |                                 |   |                                |  | No |
| IWR BUILDING SYSTEMS  | CONTRIBUTING<br>EMPLOYER |   |                                     |  |                                 |   |                                |  | No |
| J & A CONTRACTORS CORP  | CONTRIBUTING<br>EMPLOYER |   |                                     |  |                                 |   |                                |  | No |
| J & A MECHANICAL CONTRACTORS  | CONTRIBUTING<br>EMPLOYER |   |                                     |  |                                 |   |                                |  | No |
| J & B MECHANICAL INC  | CONTRIBUTING<br>EMPLOYER |   |                                     |  |                                 |   |                                |  | No |
| J & E SHEET METAL   | CONTRIBUTING<br>EMPLOYER |   |                                     |  |                                 |   |                                |  | No |
| J & J MECHANICAL ENTERPRISES  | CONTRIBUTING<br>EMPLOYER |   |                                     |  |                                 |   |                                |  | No |
| J & L INSTALLATIONS   | CONTRIBUTING<br>EMPLOYER |   |                                     |  |                                 |   |                                |  | No |
| J & M HEATING & AC  | CONTRIBUTING<br>EMPLOYER |   |                                     |  |                                 |   |                                |  | No |
| J B HENDERSON CONST CO INC  | CONTRIBUTING<br>EMPLOYER |   |                                     |  |                                 |   |                                |  | No |
| J B M INC   | CONTRIBUTING<br>EMPLOYER |   |                                     |  |                                 |   |                                |  | No |
| J C STEEL CORPORATION   | CONTRIBUTING<br>EMPLOYER |   |                                     |  |                                 |   |                                |  | No |
| J D CANDLER ROOFING CO INC  | CONTRIBUTING<br>EMPLOYER |   |                                     |  |                                 |   |                                |  | No |
| J D RIVET & CO INC  | CONTRIBUTING<br>EMPLOYER |   |                                     |  |                                 |   |                                |  | No |
| J E MONAHAN METALS  | CONTRIBUTING<br>EMPLOYER |   |                                     |  |                                 |   |                                |  | No |

| Form 990, Schedule R, Part IV - Identification of Related Organizations Taxable as a Corporation or Trust |                          |   |                                     |  |                                 |   |                                |  |    |
|---|--------------------------|---|-------------------------------------|--|---------------------------------|---|--------------------------------|--|----|
| (a)<br>Name, address, and EIN of<br>related organization  | (b)<br>Primary activity  | (c)<br>Legal<br>domicile<br>(state or foreign<br>country) | (d)<br>Direct controlling<br>entity | (e)<br>Type of entity<br>(C corp, S corp,<br>or trust) | (f)<br>Share of total<br>income | (g)<br>Share of end-of-<br>year<br>assets | (h)<br>Percentage<br>ownership | (i)<br>Section 512<br>(b)(13)<br>controlled<br>entity? |    |
|   |                          |   |                                     |  |                                 |   |                                | Yes  | No |
| J E SHEKELL INC   | CONTRIBUTING<br>EMPLOYER |   |                                     |  |                                 |   |                                |  | No |
| J F AHERN CO INC  | CONTRIBUTING<br>EMPLOYER |   |                                     |  |                                 |   |                                |  | No |
| J F COFFEY ASSOC INC  | CONTRIBUTING<br>EMPLOYER |   |                                     |  |                                 |   |                                |  | No |
| J H BENNETT INC   | CONTRIBUTING<br>EMPLOYER |   |                                     |  |                                 |   |                                |  | No |
| J J WHITE INCORP  | CONTRIBUTING<br>EMPLOYER |   |                                     |  |                                 |   |                                |  | No |
| J K JOHNSON MECHANICAL  | CONTRIBUTING<br>EMPLOYER |   |                                     |  |                                 |   |                                |  | No |
| J L ADLER ROOFING INC   | CONTRIBUTING<br>EMPLOYER |   |                                     |  |                                 |   |                                |  | No |
| J L BRADY CO LLC  | CONTRIBUTING<br>EMPLOYER |   |                                     |  |                                 |   |                                |  | No |
| J M MECHANICAL SERVICES LLC   | CONTRIBUTING<br>EMPLOYER |   |                                     |  |                                 |   |                                |  | No |
| J P BENBOW PLBG & HTG   | CONTRIBUTING<br>EMPLOYER |   |                                     |  |                                 |   |                                |  | No |
| J P G ENGINEERING   | CONTRIBUTING<br>EMPLOYER |   |                                     |  |                                 |   |                                |  | No |
| J P R MECHANICAL INC  | CONTRIBUTING<br>EMPLOYER |   |                                     |  |                                 |   |                                |  | No |
| J T D SPIRAL INC  | CONTRIBUTING<br>EMPLOYER |   |                                     |  |                                 |   |                                |  | No |
| JC STEEL ERECTORS CORPORATION   | CONTRIBUTING<br>EMPLOYER |   |                                     |  |                                 |   |                                |  | No |
| JACKS MECHANICAL SOLUTIONS INC  | CONTRIBUTING<br>EMPLOYER |   |                                     |  |                                 |   |                                |  | No |



| Form 990, Schedule R, Part IV - Identification of Related Organizations Taxable as a Corporation or Trust |                          |   |                                     |  |                                 |   |                                |  |    |
|---|--------------------------|---|-------------------------------------|--|---------------------------------|---|--------------------------------|--|----|
| (a)<br>Name, address, and EIN of<br>related organization  | (b)<br>Primary activity  | (c)<br>Legal<br>domicile<br>(state or foreign<br>country) | (d)<br>Direct controlling<br>entity | (e)<br>Type of entity<br>(C corp, S corp,<br>or trust) | (f)<br>Share of total<br>income | (g)<br>Share of end-of-<br>year<br>assets | (h)<br>Percentage<br>ownership | (i)<br>Section 512<br>(b)(13)<br>controlled<br>entity? |    |
|   |                          |   |                                     |  |                                 |   |                                | Yes  | No |
| JACOBS INDUSTRIAL SERVICES INC  | CONTRIBUTING<br>EMPLOYER |   |                                     |  |                                 |   |                                |  | No |
| JACOB'S MECHANICAL INC  | CONTRIBUTING<br>EMPLOYER |   |                                     |  |                                 |   |                                |  | No |
| JAKE MARSHALL LLC   | CONTRIBUTING<br>EMPLOYER |   |                                     |  |                                 |   |                                |  | No |
| JAMES B DONAGHEY INC  | CONTRIBUTING<br>EMPLOYER |   |                                     |  |                                 |   |                                |  | No |
| JAMES E BRENNAN CO  | CONTRIBUTING<br>EMPLOYER |   |                                     |  |                                 |   |                                |  | No |
| JAMES W COX & SON   | CONTRIBUTING<br>EMPLOYER |   |                                     |  |                                 |   |                                |  | No |
| JAMESON SHEET METAL INC   | CONTRIBUTING<br>EMPLOYER |   |                                     |  |                                 |   |                                |  | No |
| JANSONS ASSOCIATES INC  | CONTRIBUTING<br>EMPLOYER |   |                                     |  |                                 |   |                                |  | No |
| JCC CONSTRUCTION CORP   | CONTRIBUTING<br>EMPLOYER |   |                                     |  |                                 |   |                                |  | No |
| JD HOWELL SERVICES  | CONTRIBUTING<br>EMPLOYER |   |                                     |  |                                 |   |                                |  | No |
| JEC SERVICE COMPANY LLC   | CONTRIBUTING<br>EMPLOYER |   |                                     |  |                                 |   |                                |  | No |
| JEDI BALANCING INC  | CONTRIBUTING<br>EMPLOYER |   |                                     |  |                                 |   |                                |  | No |
| JEN MECHANICAL INC  | CONTRIBUTING<br>EMPLOYER |   |                                     |  |                                 |   |                                |  | No |
| JENNINGS KITCHEN SPEC INC   | CONTRIBUTING<br>EMPLOYER |   |                                     |  |                                 |   |                                |  | No |
| JENSEN'S PLUMBING INC   | CONTRIBUTING<br>EMPLOYER |   |                                     |  |                                 |   |                                |  | No |

| Form 990, Schedule R, Part IV - Identification of Related Organizations Taxable as a Corporation or Trust |                          |   |                                     |  |                                 |   |                                |  |    |
|---|--------------------------|---|-------------------------------------|--|---------------------------------|---|--------------------------------|--|----|
| (a)<br>Name, address, and EIN of<br>related organization  | (b)<br>Primary activity  | (c)<br>Legal<br>domicile<br>(state or foreign<br>country) | (d)<br>Direct controlling<br>entity | (e)<br>Type of entity<br>(C corp, S corp,<br>or trust) | (f)<br>Share of total<br>income | (g)<br>Share of end-of-<br>year<br>assets | (h)<br>Percentage<br>ownership | (i)<br>Section 512<br>(b)(13)<br>controlled<br>entity? |    |
|   |                          |   |                                     |  |                                 |   |                                | Yes  | No |
| JESLIN LLC  | CONTRIBUTING<br>EMPLOYER |   |                                     |  |                                 |   |                                |  | No |
| JHS RESTORATION INC   | CONTRIBUTING<br>EMPLOYER |   |                                     |  |                                 |   |                                |  | No |
| JJR FIRESTOPPING & CONSTRUCTION INC   | CONTRIBUTING<br>EMPLOYER |   |                                     |  |                                 |   |                                |  | No |
| JK ICE VENTURES INC   | CONTRIBUTING<br>EMPLOYER |   |                                     |  |                                 |   |                                |  | No |
| JKB CONTRACTING   | CONTRIBUTING<br>EMPLOYER |   |                                     |  |                                 |   |                                |  | No |
| JMT MECHANICAL  | CONTRIBUTING<br>EMPLOYER |   |                                     |  |                                 |   |                                |  | No |
| J-N SHEET METAL CO INC  | CONTRIBUTING<br>EMPLOYER |   |                                     |  |                                 |   |                                |  | No |
| JOHN F SHEA COMPANY INC   | CONTRIBUTING<br>EMPLOYER |   |                                     |  |                                 |   |                                |  | No |
| JOHN HALL INC   | CONTRIBUTING<br>EMPLOYER |   |                                     |  |                                 |   |                                |  | No |
| JOHN J GREGORY CO INC   | CONTRIBUTING<br>EMPLOYER |   |                                     |  |                                 |   |                                |  | No |
| JOHN MAIER COMPANY  | CONTRIBUTING<br>EMPLOYER |   |                                     |  |                                 |   |                                |  | No |
| JOHN W DANFORTH CO INC  | CONTRIBUTING<br>EMPLOYER |   |                                     |  |                                 |   |                                |  | No |
| JOHN W MCDUGALL CO  | CONTRIBUTING<br>EMPLOYER |   |                                     |  |                                 |   |                                |  | No |
| JOHNS SERVICE & SALES INC   | CONTRIBUTING<br>EMPLOYER |   |                                     |  |                                 |   |                                |  | No |
| JOHNSON CONTRACTING CO INC  | CONTRIBUTING<br>EMPLOYER |   |                                     |  |                                 |   |                                |  | No |

| Form 990, Schedule R, Part IV - Identification of Related Organizations Taxable as a Corporation or Trust |                          |   |                                     |  |                                 |   |                                |  |    |
|---|--------------------------|---|-------------------------------------|--|---------------------------------|---|--------------------------------|--|----|
| (a)<br>Name, address, and EIN of<br>related organization  | (b)<br>Primary activity  | (c)<br>Legal<br>domicile<br>(state or foreign<br>country) | (d)<br>Direct controlling<br>entity | (e)<br>Type of entity<br>(C corp, S corp,<br>or trust) | (f)<br>Share of total<br>income | (g)<br>Share of end-of-<br>year<br>assets | (h)<br>Percentage<br>ownership | (i)<br>Section 512<br>(b)(13)<br>controlled<br>entity? |    |
|   |                          |   |                                     |  |                                 |   |                                | Yes  | No |
| JOHNSON CONTROLS  | CONTRIBUTING<br>EMPLOYER |   |                                     |  |                                 |   |                                |  | No |
| JOHNSON RESTAURANT SUPPLY   | CONTRIBUTING<br>EMPLOYER |   |                                     |  |                                 |   |                                |  | No |
| JOHNSON SHEET METAL   | CONTRIBUTING<br>EMPLOYER |   |                                     |  |                                 |   |                                |  | No |
| JOLYS METAL WORKS   | CONTRIBUTING<br>EMPLOYER |   |                                     |  |                                 |   |                                |  | No |
| JONES ARCHITECTURAL METALS  | CONTRIBUTING<br>EMPLOYER |   |                                     |  |                                 |   |                                |  | No |
| JOSALL ROOFING INC  | CONTRIBUTING<br>EMPLOYER |   |                                     |  |                                 |   |                                |  | No |
| JOSLIN SERVICE CORP   | CONTRIBUTING<br>EMPLOYER |   |                                     |  |                                 |   |                                |  | No |
| JP ACOUSTICS  | CONTRIBUTING<br>EMPLOYER |   |                                     |  |                                 |   |                                |  | No |
| JRE LLC DBA ASCENSION ROOFING   | CONTRIBUTING<br>EMPLOYER |   |                                     |  |                                 |   |                                |  | No |
| JULIAN SPEER COMPANY  | CONTRIBUTING<br>EMPLOYER |   |                                     |  |                                 |   |                                |  | No |
| JUST SERVICE INC  | CONTRIBUTING<br>EMPLOYER |   |                                     |  |                                 |   |                                |  | No |
| K & I SHEET METAL INC   | CONTRIBUTING<br>EMPLOYER |   |                                     |  |                                 |   |                                |  | No |
| K & J HEATING & COOLING INC   | CONTRIBUTING<br>EMPLOYER |   |                                     |  |                                 |   |                                |  | No |
| K & K METAL WORKS   | CONTRIBUTING<br>EMPLOYER |   |                                     |  |                                 |   |                                |  | No |
| K & L PLUMBING & HEATING INC  | CONTRIBUTING<br>EMPLOYER |   |                                     |  |                                 |   |                                |  | No |

| Form 990, Schedule R, Part IV - Identification of Related Organizations Taxable as a Corporation or Trust |                          |   |                                     |  |                                 |   |                                |  |    |
|---|--------------------------|---|-------------------------------------|--|---------------------------------|---|--------------------------------|--|----|
| (a)<br>Name, address, and EIN of<br>related organization  | (b)<br>Primary activity  | (c)<br>Legal<br>domicile<br>(state or foreign<br>country) | (d)<br>Direct controlling<br>entity | (e)<br>Type of entity<br>(C corp, S corp,<br>or trust) | (f)<br>Share of total<br>income | (g)<br>Share of end-of-<br>year<br>assets | (h)<br>Percentage<br>ownership | (i)<br>Section 512<br>(b)(13)<br>controlled<br>entity? |    |
|   |                          |   |                                     |  |                                 |   |                                | Yes  | No |
| K F MECHANICAL LLC  | CONTRIBUTING<br>EMPLOYER |   |                                     |  |                                 |   |                                |  | No |
| K L M MECHANICAL CONTRACTORS  | CONTRIBUTING<br>EMPLOYER |   |                                     |  |                                 |   |                                |  | No |
| K R C ROOFING & SM INC  | CONTRIBUTING<br>EMPLOYER |   |                                     |  |                                 |   |                                |  | No |
| K R METAL ENGINEERS   | CONTRIBUTING<br>EMPLOYER |   |                                     |  |                                 |   |                                |  | No |
| KAEMMERLEN PARTS & SERVICE INC  | CONTRIBUTING<br>EMPLOYER |   |                                     |  |                                 |   |                                |  | No |
| KAFKA CONSTRUCTION  | CONTRIBUTING<br>EMPLOYER |   |                                     |  |                                 |   |                                |  | No |
| KAGAN CUSTOM KITCHENS   | CONTRIBUTING<br>EMPLOYER |   |                                     |  |                                 |   |                                |  | No |
| KAHOE AIR BALANCE CO  | CONTRIBUTING<br>EMPLOYER |   |                                     |  |                                 |   |                                |  | No |
| KALE COMPANIES INC  | CONTRIBUTING<br>EMPLOYER |   |                                     |  |                                 |   |                                |  | No |
| KANE MECHANICAL INC   | CONTRIBUTING<br>EMPLOYER |   |                                     |  |                                 |   |                                |  | No |
| KARO SHEET METAL INC  | CONTRIBUTING<br>EMPLOYER |   |                                     |  |                                 |   |                                |  | No |
| KASSELMAN ELECTRIC CO INC   | CONTRIBUTING<br>EMPLOYER |   |                                     |  |                                 |   |                                |  | No |
| KECKEISEN HEATING   | CONTRIBUTING<br>EMPLOYER |   |                                     |  |                                 |   |                                |  | No |
| KELLEY & CARPENTER ROOFING & SHEET<br>METAL INC   | CONTRIBUTING<br>EMPLOYER |   |                                     |  |                                 |   |                                |  | No |
| KENT WELDING INC  | CONTRIBUTING<br>EMPLOYER |   |                                     |  |                                 |   |                                |  | No |

| Form 990, Schedule R, Part IV - Identification of Related Organizations Taxable as a Corporation or Trust |                          |   |                                     |  |                                 |   |                                |  |    |
|---|--------------------------|---|-------------------------------------|--|---------------------------------|---|--------------------------------|--|----|
| (a)<br>Name, address, and EIN of<br>related organization  | (b)<br>Primary activity  | (c)<br>Legal<br>domicile<br>(state or foreign<br>country) | (d)<br>Direct controlling<br>entity | (e)<br>Type of entity<br>(C corp, S corp,<br>or trust) | (f)<br>Share of total<br>income | (g)<br>Share of end-of-<br>year<br>assets | (h)<br>Percentage<br>ownership | (i)<br>Section 512<br>(b)(13)<br>controlled<br>entity? |    |
|   |                          |   |                                     |  |                                 |   |                                | Yes  | No |
| KERBER SHEET METAL WORKS INC  | CONTRIBUTING<br>EMPLOYER |   |                                     |  |                                 |   |                                |  | No |
| KETCHER & CO INC  | CONTRIBUTING<br>EMPLOYER |   |                                     |  |                                 |   |                                |  | No |
| KEVIN S COX ASSOCIATES INC  | CONTRIBUTING<br>EMPLOYER |   |                                     |  |                                 |   |                                |  | No |
| KEY WEST METAL INDUSTRIES INC   | CONTRIBUTING<br>EMPLOYER |   |                                     |  |                                 |   |                                |  | No |
| KEYSTONE CONTRACTING INC  | CONTRIBUTING<br>EMPLOYER |   |                                     |  |                                 |   |                                |  | No |
| KGM GAMING LLC  | CONTRIBUTING<br>EMPLOYER |   |                                     |  |                                 |   |                                |  | No |
| KIESCHNICK IND INC  | CONTRIBUTING<br>EMPLOYER |   |                                     |  |                                 |   |                                |  | No |
| KIM INDUSTRIES INC  | CONTRIBUTING<br>EMPLOYER |   |                                     |  |                                 |   |                                |  | No |
| KIMBALL AIR SYSTEMS   | CONTRIBUTING<br>EMPLOYER |   |                                     |  |                                 |   |                                |  | No |
| KINDLE HEATING & COOLING  | CONTRIBUTING<br>EMPLOYER |   |                                     |  |                                 |   |                                |  | No |
| KINETIC SYSTEMS INC   | CONTRIBUTING<br>EMPLOYER |   |                                     |  |                                 |   |                                |  | No |
| KING INDUSTRIES   | CONTRIBUTING<br>EMPLOYER |   |                                     |  |                                 |   |                                |  | No |
| KING-LAR COMPANY  | CONTRIBUTING<br>EMPLOYER |   |                                     |  |                                 |   |                                |  | No |
| KINGS COUNTY WATERPROOFING CORP   | CONTRIBUTING<br>EMPLOYER |   |                                     |  |                                 |   |                                |  | No |
| KINGS HEATING & SHEET METAL   | CONTRIBUTING<br>EMPLOYER |   |                                     |  |                                 |   |                                |  | No |

| Form 990, Schedule R, Part IV - Identification of Related Organizations Taxable as a Corporation or Trust |                          |   |                                     |  |                                 |   |                                |  |    |
|---|--------------------------|---|-------------------------------------|--|---------------------------------|---|--------------------------------|--|----|
| (a)<br>Name, address, and EIN of<br>related organization  | (b)<br>Primary activity  | (c)<br>Legal<br>domicile<br>(state or foreign<br>country) | (d)<br>Direct controlling<br>entity | (e)<br>Type of entity<br>(C corp, S corp,<br>or trust) | (f)<br>Share of total<br>income | (g)<br>Share of end-of-<br>year<br>assets | (h)<br>Percentage<br>ownership | (i)<br>Section 512<br>(b)(13)<br>controlled<br>entity? |    |
|   |                          |   |                                     |  |                                 |   |                                | Yes  | No |
| KIRK & BLUM COMPANY   | CONTRIBUTING<br>EMPLOYER |   |                                     |  |                                 |   |                                |  | No |
| KIRK WILLIAMS CO  | CONTRIBUTING<br>EMPLOYER |   |                                     |  |                                 |   |                                |  | No |
| KIVA SYSTEMS INC  | CONTRIBUTING<br>EMPLOYER |   |                                     |  |                                 |   |                                |  | No |
| KJC WATERPROOFING INC   | CONTRIBUTING<br>EMPLOYER |   |                                     |  |                                 |   |                                |  | No |
| KLAIRGAR INC  | CONTRIBUTING<br>EMPLOYER |   |                                     |  |                                 |   |                                |  | No |
| KLEEBERG MECH SERVICES LLC  | CONTRIBUTING<br>EMPLOYER |   |                                     |  |                                 |   |                                |  | No |
| KLEEBERG SHEET METAL INC  | CONTRIBUTING<br>EMPLOYER |   |                                     |  |                                 |   |                                |  | No |
| KLEIN ELECTRIC ADVERTISING INC  | CONTRIBUTING<br>EMPLOYER |   |                                     |  |                                 |   |                                |  | No |
| KLOPPENBERG & CO  | CONTRIBUTING<br>EMPLOYER |   |                                     |  |                                 |   |                                |  | No |
| KNIGHT MECHANICAL INC   | CONTRIBUTING<br>EMPLOYER |   |                                     |  |                                 |   |                                |  | No |
| KO KO CONTRACTING   | CONTRIBUTING<br>EMPLOYER |   |                                     |  |                                 |   |                                |  | No |
| KOHNEN AC & HEATING   | CONTRIBUTING<br>EMPLOYER |   |                                     |  |                                 |   |                                |  | No |
| KOLLMAR INC   | CONTRIBUTING<br>EMPLOYER |   |                                     |  |                                 |   |                                |  | No |
| KOLSTEN INDUSTRIAL INC  | CONTRIBUTING<br>EMPLOYER |   |                                     |  |                                 |   |                                |  | No |
| KONA INDUSTRIES   | CONTRIBUTING<br>EMPLOYER |   |                                     |  |                                 |   |                                |  | No |

| Form 990, Schedule R, Part IV - Identification of Related Organizations Taxable as a Corporation or Trust |                          |   |                                     |  |                                 |   |                                |  |    |
|---|--------------------------|---|-------------------------------------|--|---------------------------------|---|--------------------------------|--|----|
| (a)<br>Name, address, and EIN of<br>related organization  | (b)<br>Primary activity  | (c)<br>Legal<br>domicile<br>(state or foreign<br>country) | (d)<br>Direct controlling<br>entity | (e)<br>Type of entity<br>(C corp, S corp,<br>or trust) | (f)<br>Share of total<br>income | (g)<br>Share of end-of-<br>year<br>assets | (h)<br>Percentage<br>ownership | (i)<br>Section 512<br>(b)(13)<br>controlled<br>entity? |    |
|   |                          |   |                                     |  |                                 |   |                                | Yes  | No |
| KORDUN CONSTRUCTION CORP  | CONTRIBUTING<br>EMPLOYER |   |                                     |  |                                 |   |                                |  | No |
| KORELLIS ROOFING INC  | CONTRIBUTING<br>EMPLOYER |   |                                     |  |                                 |   |                                |  | No |
| KRAUSE SHEET METAL & HEATING  | CONTRIBUTING<br>EMPLOYER |   |                                     |  |                                 |   |                                |  | No |
| KRIER & BLAIN HEATING & AC  | CONTRIBUTING<br>EMPLOYER |   |                                     |  |                                 |   |                                |  | No |
| KUCERA PLMB & HTG & CLG LLC   | CONTRIBUTING<br>EMPLOYER |   |                                     |  |                                 |   |                                |  | No |
| KUEMPEL SERVICE INC   | CONTRIBUTING<br>EMPLOYER |   |                                     |  |                                 |   |                                |  | No |
| KUENZ HEATING & SHEET METAL CO  | CONTRIBUTING<br>EMPLOYER |   |                                     |  |                                 |   |                                |  | No |
| L & H SHEET METAL CO  | CONTRIBUTING<br>EMPLOYER |   |                                     |  |                                 |   |                                |  | No |
| L & L MECHANICAL INC  | CONTRIBUTING<br>EMPLOYER |   |                                     |  |                                 |   |                                |  | No |
| L A N S DAVIS BACON   | CONTRIBUTING<br>EMPLOYER |   |                                     |  |                                 |   |                                |  | No |
| L A N S MAINTENANCE   | CONTRIBUTING<br>EMPLOYER |   |                                     |  |                                 |   |                                |  | No |
| L E JONES INC   | CONTRIBUTING<br>EMPLOYER |   |                                     |  |                                 |   |                                |  | No |
| L H SHEET METAL CO  | CONTRIBUTING<br>EMPLOYER |   |                                     |  |                                 |   |                                |  | No |
| L K SHEET METAL INC   | CONTRIBUTING<br>EMPLOYER |   |                                     |  |                                 |   |                                |  | No |
| L MARSHALL INC  | CONTRIBUTING<br>EMPLOYER |   |                                     |  |                                 |   |                                |  | No |

| Form 990, Schedule R, Part IV - Identification of Related Organizations Taxable as a Corporation or Trust |                          |   |                                     |  |                                 |   |                                |  |    |
|---|--------------------------|---|-------------------------------------|--|---------------------------------|---|--------------------------------|--|----|
| (a)<br>Name, address, and EIN of<br>related organization  | (b)<br>Primary activity  | (c)<br>Legal<br>domicile<br>(state or foreign<br>country) | (d)<br>Direct controlling<br>entity | (e)<br>Type of entity<br>(C corp, S corp,<br>or trust) | (f)<br>Share of total<br>income | (g)<br>Share of end-of-<br>year<br>assets | (h)<br>Percentage<br>ownership | (i)<br>Section 512<br>(b)(13)<br>controlled<br>entity? |    |
|   |                          |   |                                     |  |                                 |   |                                | Yes  | No |
| L MARTONE & SONS  | CONTRIBUTING<br>EMPLOYER |   |                                     |  |                                 |   |                                |  | No |
| L RIEBEN & SON  | CONTRIBUTING<br>EMPLOYER |   |                                     |  |                                 |   |                                |  | No |
| LAB CO AIR & BALANCING  | CONTRIBUTING<br>EMPLOYER |   |                                     |  |                                 |   |                                |  | No |
| LADCO INC   | CONTRIBUTING<br>EMPLOYER |   |                                     |  |                                 |   |                                |  | No |
| LADUKE CORPORATION  | CONTRIBUTING<br>EMPLOYER |   |                                     |  |                                 |   |                                |  | No |
| LAKEHEAD CONSTRUCTORS   | CONTRIBUTING<br>EMPLOYER |   |                                     |  |                                 |   |                                |  | No |
| LAMBERT SHEET METAL   | CONTRIBUTING<br>EMPLOYER |   |                                     |  |                                 |   |                                |  | No |
| LANDMARK CONSTRUCTION   | CONTRIBUTING<br>EMPLOYER |   |                                     |  |                                 |   |                                |  | No |
| LANEY'S INC   | CONTRIBUTING<br>EMPLOYER |   |                                     |  |                                 |   |                                |  | No |
| LANG MECHANICAL INC   | CONTRIBUTING<br>EMPLOYER |   |                                     |  |                                 |   |                                |  | No |
| LANGFORD SERVICE CO   | CONTRIBUTING<br>EMPLOYER |   |                                     |  |                                 |   |                                |  | No |
| LANGHAUSER SHEET METAL  | CONTRIBUTING<br>EMPLOYER |   |                                     |  |                                 |   |                                |  | No |
| LANGLOIS ROOFING INC  | CONTRIBUTING<br>EMPLOYER |   |                                     |  |                                 |   |                                |  | No |
| LANIER JONES MECHANICAL INC   | CONTRIBUTING<br>EMPLOYER |   |                                     |  |                                 |   |                                |  | No |
| LAPIN SHEET METAL COMPANY   | CONTRIBUTING<br>EMPLOYER |   |                                     |  |                                 |   |                                |  | No |



| Form 990, Schedule R, Part IV - Identification of Related Organizations Taxable as a Corporation or Trust |                          |   |                                     |  |                                 |   |                                |  |    |
|---|--------------------------|---|-------------------------------------|--|---------------------------------|---|--------------------------------|--|----|
| (a)<br>Name, address, and EIN of<br>related organization  | (b)<br>Primary activity  | (c)<br>Legal<br>domicile<br>(state or foreign<br>country) | (d)<br>Direct controlling<br>entity | (e)<br>Type of entity<br>(C corp, S corp,<br>or trust) | (f)<br>Share of total<br>income | (g)<br>Share of end-of-<br>year<br>assets | (h)<br>Percentage<br>ownership | (i)<br>Section 512<br>(b)(13)<br>controlled<br>entity? |    |
|   |                          |   |                                     |  |                                 |   |                                | Yes  | No |
| LAUX HVAC SHEET METAL INC   | CONTRIBUTING<br>EMPLOYER |   |                                     |  |                                 |   |                                |  | No |
| LAW HEATING & COOLING   | CONTRIBUTING<br>EMPLOYER |   |                                     |  |                                 |   |                                |  | No |
| LEA HEATING & AC CO INC   | CONTRIBUTING<br>EMPLOYER |   |                                     |  |                                 |   |                                |  | No |
| LEACH REMMERS HTG & AC INC  | CONTRIBUTING<br>EMPLOYER |   |                                     |  |                                 |   |                                |  | No |
| LEADER SHEET METAL INC  | CONTRIBUTING<br>EMPLOYER |   |                                     |  |                                 |   |                                |  | No |
| LEDEGAR SHEET METAL INC   | CONTRIBUTING<br>EMPLOYER |   |                                     |  |                                 |   |                                |  | No |
| LEGACY MECHANICAL INC   | CONTRIBUTING<br>EMPLOYER |   |                                     |  |                                 |   |                                |  | No |
| LEGACY SERVICE & SUPPLY   | CONTRIBUTING<br>EMPLOYER |   |                                     |  |                                 |   |                                |  | No |
| LEHMAN ROOFING INC  | CONTRIBUTING<br>EMPLOYER |   |                                     |  |                                 |   |                                |  | No |
| LEHMEN HEATING AND COOLING LLC  | CONTRIBUTING<br>EMPLOYER |   |                                     |  |                                 |   |                                |  | No |
| LEIBOLD INC   | CONTRIBUTING<br>EMPLOYER |   |                                     |  |                                 |   |                                |  | No |
| LEO B SCHROEDER INC   | CONTRIBUTING<br>EMPLOYER |   |                                     |  |                                 |   |                                |  | No |
| LEONARD METAL FABRICATORS INC   | CONTRIBUTING<br>EMPLOYER |   |                                     |  |                                 |   |                                |  | No |
| LEONHARDT COMPANY INC   | CONTRIBUTING<br>EMPLOYER |   |                                     |  |                                 |   |                                |  | No |
| LEWIS TEST & BALANCE INC  | CONTRIBUTING<br>EMPLOYER |   |                                     |  |                                 |   |                                |  | No |

| Form 990, Schedule R, Part IV - Identification of Related Organizations Taxable as a Corporation or Trust |                          |   |                                     |  |                                 |   |                                |  |    |
|---|--------------------------|---|-------------------------------------|--|---------------------------------|---|--------------------------------|--|----|
| (a)<br>Name, address, and EIN of<br>related organization  | (b)<br>Primary activity  | (c)<br>Legal<br>domicile<br>(state or foreign<br>country) | (d)<br>Direct controlling<br>entity | (e)<br>Type of entity<br>(C corp, S corp,<br>or trust) | (f)<br>Share of total<br>income | (g)<br>Share of end-of-<br>year<br>assets | (h)<br>Percentage<br>ownership | (i)<br>Section 512<br>(b)(13)<br>controlled<br>entity? |    |
|   |                          |   |                                     |  |                                 |   |                                | Yes  | No |
| LIBERTY DUCTWORK INC  | CONTRIBUTING<br>EMPLOYER |   |                                     |  |                                 |   |                                |  | No |
| LIBERTY SHEET METAL   | CONTRIBUTING<br>EMPLOYER |   |                                     |  |                                 |   |                                |  | No |
| LIFFEY SHEET METAL  | CONTRIBUTING<br>EMPLOYER |   |                                     |  |                                 |   |                                |  | No |
| LILJA CORPORATION   | CONTRIBUTING<br>EMPLOYER |   |                                     |  |                                 |   |                                |  | No |
| LIMBACH CO LLC  | CONTRIBUTING<br>EMPLOYER |   |                                     |  |                                 |   |                                |  | No |
| LIMBACH CORPORATION   | CONTRIBUTING<br>EMPLOYER |   |                                     |  |                                 |   |                                |  | No |
| LIMMER ROOFING  | CONTRIBUTING<br>EMPLOYER |   |                                     |  |                                 |   |                                |  | No |
| LINC SERVICES   | CONTRIBUTING<br>EMPLOYER |   |                                     |  |                                 |   |                                |  | No |
| LINCOLN HEATING & COOLING INC   | CONTRIBUTING<br>EMPLOYER |   |                                     |  |                                 |   |                                |  | No |
| LINK METAL FINISHING CORP   | CONTRIBUTING<br>EMPLOYER |   |                                     |  |                                 |   |                                |  | No |
| LIPPINCOTT PLUMBING HEATING & AC INC  | CONTRIBUTING<br>EMPLOYER |   |                                     |  |                                 |   |                                |  | No |
| LITEHOUSE BUILDERS INC  | CONTRIBUTING<br>EMPLOYER |   |                                     |  |                                 |   |                                |  | No |
| LITTLE ROCK SHEET METAL CO INC  | CONTRIBUTING<br>EMPLOYER |   |                                     |  |                                 |   |                                |  | No |
| LOCKER & STORAGE SYSTEMS INC  | CONTRIBUTING<br>EMPLOYER |   |                                     |  |                                 |   |                                |  | No |
| LOESCHER INC  | CONTRIBUTING<br>EMPLOYER |   |                                     |  |                                 |   |                                |  | No |

| Form 990, Schedule R, Part IV - Identification of Related Organizations Taxable as a Corporation or Trust |                          |   |                                     |  |                                 |   |                                |  |    |
|---|--------------------------|---|-------------------------------------|--|---------------------------------|---|--------------------------------|--|----|
| (a)<br>Name, address, and EIN of<br>related organization  | (b)<br>Primary activity  | (c)<br>Legal<br>domicile<br>(state or foreign<br>country) | (d)<br>Direct controlling<br>entity | (e)<br>Type of entity<br>(C corp, S corp,<br>or trust) | (f)<br>Share of total<br>income | (g)<br>Share of end-of-<br>year<br>assets | (h)<br>Percentage<br>ownership | (i)<br>Section 512<br>(b)(13)<br>controlled<br>entity? |    |
|   |                          |   |                                     |  |                                 |   |                                | Yes  | No |
| LONGVIEW MECHANICAL   | CONTRIBUTING<br>EMPLOYER |   |                                     |  |                                 |   |                                |  | No |
| LOUDON SHEET METAL CO   | CONTRIBUTING<br>EMPLOYER |   |                                     |  |                                 |   |                                |  | No |
| LOUISVILLE MECH SERV INC  | CONTRIBUTING<br>EMPLOYER |   |                                     |  |                                 |   |                                |  | No |
| LS MECHANICAL CORP  | CONTRIBUTING<br>EMPLOYER |   |                                     |  |                                 |   |                                |  | No |
| LUSE THERMAL TECHNOLOGIES LLC   | CONTRIBUTING<br>EMPLOYER |   |                                     |  |                                 |   |                                |  | No |
| LYMO CONSTRUCTION CO INC  | CONTRIBUTING<br>EMPLOYER |   |                                     |  |                                 |   |                                |  | No |
| LYNBROOK GLASS  | CONTRIBUTING<br>EMPLOYER |   |                                     |  |                                 |   |                                |  | No |
| LYON SHEET METAL INC  | CONTRIBUTING<br>EMPLOYER |   |                                     |  |                                 |   |                                |  | No |
| M & A METALS INC DBA  | CONTRIBUTING<br>EMPLOYER |   |                                     |  |                                 |   |                                |  | No |
| M & J'S COOLING INC   | CONTRIBUTING<br>EMPLOYER |   |                                     |  |                                 |   |                                |  | No |
| M & M METALS INC  | CONTRIBUTING<br>EMPLOYER |   |                                     |  |                                 |   |                                |  | No |
| M & M SHEET METAL   | CONTRIBUTING<br>EMPLOYER |   |                                     |  |                                 |   |                                |  | No |
| M & S ROOFING & SM INC  | CONTRIBUTING<br>EMPLOYER |   |                                     |  |                                 |   |                                |  | No |
| M & W HEATING INC   | CONTRIBUTING<br>EMPLOYER |   |                                     |  |                                 |   |                                |  | No |
| M C I MECHANICAL CONTRACTORS  | CONTRIBUTING<br>EMPLOYER |   |                                     |  |                                 |   |                                |  | No |

| Form 990, Schedule R, Part IV - Identification of Related Organizations Taxable as a Corporation or Trust |                          |   |                                     |  |                                 |   |                                |  |    |
|---|--------------------------|---|-------------------------------------|--|---------------------------------|---|--------------------------------|--|----|
| (a)<br>Name, address, and EIN of<br>related organization  | (b)<br>Primary activity  | (c)<br>Legal<br>domicile<br>(state or foreign<br>country) | (d)<br>Direct controlling<br>entity | (e)<br>Type of entity<br>(C corp, S corp,<br>or trust) | (f)<br>Share of total<br>income | (g)<br>Share of end-of-<br>year<br>assets | (h)<br>Percentage<br>ownership | (i)<br>Section 512<br>(b)(13)<br>controlled<br>entity? |    |
|   |                          |   |                                     |  |                                 |   |                                | Yes  | No |
| M E P SERVICES LLC  | CONTRIBUTING<br>EMPLOYER |   |                                     |  |                                 |   |                                |  | No |
| M G MCGRATH INC   | CONTRIBUTING<br>EMPLOYER |   |                                     |  |                                 |   |                                |  | No |
| M G MECHANICAL CONTRACTING INC  | CONTRIBUTING<br>EMPLOYER |   |                                     |  |                                 |   |                                |  | No |
| M GOTTFRIED INC   | CONTRIBUTING<br>EMPLOYER |   |                                     |  |                                 |   |                                |  | No |
| M J H MECHANICAL  | CONTRIBUTING<br>EMPLOYER |   |                                     |  |                                 |   |                                |  | No |
| M J MECHANICAL  | CONTRIBUTING<br>EMPLOYER |   |                                     |  |                                 |   |                                |  | No |
| M J PRODUCTS CO   | CONTRIBUTING<br>EMPLOYER |   |                                     |  |                                 |   |                                |  | No |
| M K INDUSTRIES INC  | CONTRIBUTING<br>EMPLOYER |   |                                     |  |                                 |   |                                |  | No |
| M R S INDUSTRIAL INC  | CONTRIBUTING<br>EMPLOYER |   |                                     |  |                                 |   |                                |  | No |
| MW MORSS ROOFING INC  | CONTRIBUTING<br>EMPLOYER |   |                                     |  |                                 |   |                                |  | No |
| MAC SHEET METAL COMPANY LLC   | CONTRIBUTING<br>EMPLOYER |   |                                     |  |                                 |   |                                |  | No |
| MACH MECHANICAL GROUP LLC   | CONTRIBUTING<br>EMPLOYER |   |                                     |  |                                 |   |                                |  | No |
| MAJESTIC SHEET METAL CORP   | CONTRIBUTING<br>EMPLOYER |   |                                     |  |                                 |   |                                |  | No |
| MAJOR HTG & AC  | CONTRIBUTING<br>EMPLOYER |   |                                     |  |                                 |   |                                |  | No |
| MALBRIT MECHANICAL INC  | CONTRIBUTING<br>EMPLOYER |   |                                     |  |                                 |   |                                |  | No |

| Form 990, Schedule R, Part IV - Identification of Related Organizations Taxable as a Corporation or Trust |                          |   |                                     |  |                                 |   |                                |  |    |
|---|--------------------------|---|-------------------------------------|--|---------------------------------|---|--------------------------------|--|----|
| (a)<br>Name, address, and EIN of<br>related organization  | (b)<br>Primary activity  | (c)<br>Legal<br>domicile<br>(state or foreign<br>country) | (d)<br>Direct controlling<br>entity | (e)<br>Type of entity<br>(C corp, S corp,<br>or trust) | (f)<br>Share of total<br>income | (g)<br>Share of end-of-<br>year<br>assets | (h)<br>Percentage<br>ownership | (i)<br>Section 512<br>(b)(13)<br>controlled<br>entity? |    |
|   |                          |   |                                     |  |                                 |   |                                | Yes  | No |
| MANGANARO NORTHEAST LLC   | CONTRIBUTING<br>EMPLOYER |   |                                     |  |                                 |   |                                |  | No |
| MANHEIM CORPORATION   | CONTRIBUTING<br>EMPLOYER |   |                                     |  |                                 |   |                                |  | No |
| MANNY'S PLUMBING & HEATING INC  | CONTRIBUTING<br>EMPLOYER |   |                                     |  |                                 |   |                                |  | No |
| MAPLE CITY MECHANICAL G-8448  | CONTRIBUTING<br>EMPLOYER |   |                                     |  |                                 |   |                                |  | No |
| MAPLEWOOD SHEET METAL CO INC  | CONTRIBUTING<br>EMPLOYER |   |                                     |  |                                 |   |                                |  | No |
| MARIA CUSTOM SHEET METAL  | CONTRIBUTING<br>EMPLOYER |   |                                     |  |                                 |   |                                |  | No |
| MARTIN CONTRACTING  | CONTRIBUTING<br>EMPLOYER |   |                                     |  |                                 |   |                                |  | No |
| MARTIN PETERSEN CO INC  | CONTRIBUTING<br>EMPLOYER |   |                                     |  |                                 |   |                                |  | No |
| MARTINA METAL LLC   | CONTRIBUTING<br>EMPLOYER |   |                                     |  |                                 |   |                                |  | No |
| MARX SHEET METAL INC  | CONTRIBUTING<br>EMPLOYER |   |                                     |  |                                 |   |                                |  | No |
| MASSEY'S PLATE GLASS & ALUMINUM   | CONTRIBUTING<br>EMPLOYER |   |                                     |  |                                 |   |                                |  | No |
| MASTER MECHANICAL CORP  | CONTRIBUTING<br>EMPLOYER |   |                                     |  |                                 |   |                                |  | No |
| MASTER SHEET METAL INC  | CONTRIBUTING<br>EMPLOYER |   |                                     |  |                                 |   |                                |  | No |
| MAVERICK METAL PRODUCTS INC   | CONTRIBUTING<br>EMPLOYER |   |                                     |  |                                 |   |                                |  | No |
| MAVO SYSTEMS INC  | CONTRIBUTING<br>EMPLOYER |   |                                     |  |                                 |   |                                |  | No |

| Form 990, Schedule R, Part IV - Identification of Related Organizations Taxable as a Corporation or Trust |                          |   |                                     |  |                                 |   |                                |  |    |
|---|--------------------------|---|-------------------------------------|--|---------------------------------|---|--------------------------------|--|----|
| (a)<br>Name, address, and EIN of<br>related organization  | (b)<br>Primary activity  | (c)<br>Legal<br>domicile<br>(state or foreign<br>country) | (d)<br>Direct controlling<br>entity | (e)<br>Type of entity<br>(C corp, S corp,<br>or trust) | (f)<br>Share of total<br>income | (g)<br>Share of end-of-<br>year<br>assets | (h)<br>Percentage<br>ownership | (i)<br>Section 512<br>(b)(13)<br>controlled<br>entity? |    |
|   |                          |   |                                     |  |                                 |   |                                | Yes  | No |
| MAX GURTMAN & SONS  | CONTRIBUTING<br>EMPLOYER |   |                                     |  |                                 |   |                                |  | No |
| MAXAIR INC  | CONTRIBUTING<br>EMPLOYER |   |                                     |  |                                 |   |                                |  | No |
| MAY ENGINEERING COMPANY INC   | CONTRIBUTING<br>EMPLOYER |   |                                     |  |                                 |   |                                |  | No |
| MAY-AIRE HEATING & COOLING CO INC   | CONTRIBUTING<br>EMPLOYER |   |                                     |  |                                 |   |                                |  | No |
| MCABEE CONSTRUCTION INC   | CONTRIBUTING<br>EMPLOYER |   |                                     |  |                                 |   |                                |  | No |
| MCCARTHY INDUSTRIAL CONTRACTORS INC   | CONTRIBUTING<br>EMPLOYER |   |                                     |  |                                 |   |                                |  | No |
| MCCLURE CO  | CONTRIBUTING<br>EMPLOYER |   |                                     |  |                                 |   |                                |  | No |
| MCCREARY ROOFING CO   | CONTRIBUTING<br>EMPLOYER |   |                                     |  |                                 |   |                                |  | No |
| MCCUSKER-GILL INC   | CONTRIBUTING<br>EMPLOYER |   |                                     |  |                                 |   |                                |  | No |
| MCD METALS LLC  | CONTRIBUTING<br>EMPLOYER |   |                                     |  |                                 |   |                                |  | No |
| MCDONALD AIR & SHEET METAL INC  | CONTRIBUTING<br>EMPLOYER |   |                                     |  |                                 |   |                                |  | No |
| MCDONALD CUSTOM SHEET METAL   | CONTRIBUTING<br>EMPLOYER |   |                                     |  |                                 |   |                                |  | No |
| MCDONOUGH MECHANICAL SERVICES INC   | CONTRIBUTING<br>EMPLOYER |   |                                     |  |                                 |   |                                |  | No |
| MCDOWALL COMPANY  | CONTRIBUTING<br>EMPLOYER |   |                                     |  |                                 |   |                                |  | No |
| MCFARLAND INDOOR COMFORT SERV   | CONTRIBUTING<br>EMPLOYER |   |                                     |  |                                 |   |                                |  | No |

| Form 990, Schedule R, Part IV - Identification of Related Organizations Taxable as a Corporation or Trust |                          |   |                                     |  |                                 |   |                                |  |    |
|---|--------------------------|---|-------------------------------------|--|---------------------------------|---|--------------------------------|--|----|
| (a)<br>Name, address, and EIN of<br>related organization  | (b)<br>Primary activity  | (c)<br>Legal<br>domicile<br>(state or foreign<br>country) | (d)<br>Direct controlling<br>entity | (e)<br>Type of entity<br>(C corp, S corp,<br>or trust) | (f)<br>Share of total<br>income | (g)<br>Share of end-of-<br>year<br>assets | (h)<br>Percentage<br>ownership | (i)<br>Section 512<br>(b)(13)<br>controlled<br>entity? |    |
|   |                          |   |                                     |  |                                 |   |                                | Yes  | No |
| MCFARLANE INC   | CONTRIBUTING<br>EMPLOYER |   |                                     |  |                                 |   |                                |  | No |
| MCGUFF ROOFING INC  | CONTRIBUTING<br>EMPLOYER |   |                                     |  |                                 |   |                                |  | No |
| MCINTYRE BROTHERS INC   | CONTRIBUTING<br>EMPLOYER |   |                                     |  |                                 |   |                                |  | No |
| MCKAMISH INC  | CONTRIBUTING<br>EMPLOYER |   |                                     |  |                                 |   |                                |  | No |
| MCKENNEY'S INC  | CONTRIBUTING<br>EMPLOYER |   |                                     |  |                                 |   |                                |  | No |
| MCLAIN HEATING & COOLING  | CONTRIBUTING<br>EMPLOYER |   |                                     |  |                                 |   |                                |  | No |
| MDS HVAC-R INC  | CONTRIBUTING<br>EMPLOYER |   |                                     |  |                                 |   |                                |  | No |
| MECH ONE MECH CONTRACTORS   | CONTRIBUTING<br>EMPLOYER |   |                                     |  |                                 |   |                                |  | No |
| MECHANICAL BALANCE SERVICES   | CONTRIBUTING<br>EMPLOYER |   |                                     |  |                                 |   |                                |  | No |
| MECHANICAL CONCEPTS INC   | CONTRIBUTING<br>EMPLOYER |   |                                     |  |                                 |   |                                |  | No |
| MECHANICAL CONCEPTS OF IL   | CONTRIBUTING<br>EMPLOYER |   |                                     |  |                                 |   |                                |  | No |
| MECHANICAL CONSTRUCTION CO  | CONTRIBUTING<br>EMPLOYER |   |                                     |  |                                 |   |                                |  | No |
| MECHANICAL INC  | CONTRIBUTING<br>EMPLOYER |   |                                     |  |                                 |   |                                |  | No |
| MECHANICAL SERVICES GALESBURG   | CONTRIBUTING<br>EMPLOYER |   |                                     |  |                                 |   |                                |  | No |
| MECHANICAL SERVICES INC   | CONTRIBUTING<br>EMPLOYER |   |                                     |  |                                 |   |                                |  | No |

| Form 990, Schedule R, Part IV - Identification of Related Organizations Taxable as a Corporation or Trust |                          |   |                                     |  |                                 |   |                                |  |    |
|---|--------------------------|---|-------------------------------------|--|---------------------------------|---|--------------------------------|--|----|
| (a)<br>Name, address, and EIN of<br>related organization  | (b)<br>Primary activity  | (c)<br>Legal<br>domicile<br>(state or foreign<br>country) | (d)<br>Direct controlling<br>entity | (e)<br>Type of entity<br>(C corp, S corp,<br>or trust) | (f)<br>Share of total<br>income | (g)<br>Share of end-of-<br>year<br>assets | (h)<br>Percentage<br>ownership | (i)<br>Section 512<br>(b)(13)<br>controlled<br>entity? |    |
|   |                          |   |                                     |  |                                 |   |                                | Yes  | No |
| MECHANICAL SOLUTIONS INC  | CONTRIBUTING<br>EMPLOYER |   |                                     |  |                                 |   |                                |  | No |
| MECHANICAL TEST & BALANCE INC   | CONTRIBUTING<br>EMPLOYER |   |                                     |  |                                 |   |                                |  | No |
| MECHANICAL TESTING  | CONTRIBUTING<br>EMPLOYER |   |                                     |  |                                 |   |                                |  | No |
| MECKLENBURG ROOFING & SM CO OF WV LLC   | CONTRIBUTING<br>EMPLOYER |   |                                     |  |                                 |   |                                |  | No |
| MEDICH & ASSOCIATION INC  | CONTRIBUTING<br>EMPLOYER |   |                                     |  |                                 |   |                                |  | No |
| MEGRANT CORPORATIONS  | CONTRIBUTING<br>EMPLOYER |   |                                     |  |                                 |   |                                |  | No |
| MEL-O-AIR HEATING & AC INC  | CONTRIBUTING<br>EMPLOYER |   |                                     |  |                                 |   |                                |  | No |
| MENDEL PLUMBING HEATING & AC  | CONTRIBUTING<br>EMPLOYER |   |                                     |  |                                 |   |                                |  | No |
| MENGLER MECHANICAL  | CONTRIBUTING<br>EMPLOYER |   |                                     |  |                                 |   |                                |  | No |
| MEPVET LLC  | CONTRIBUTING<br>EMPLOYER |   |                                     |  |                                 |   |                                |  | No |
| MERCURIO SHEET METAL INC  | CONTRIBUTING<br>EMPLOYER |   |                                     |  |                                 |   |                                |  | No |
| MERIT MECHANICAL SERVICE INC  | CONTRIBUTING<br>EMPLOYER |   |                                     |  |                                 |   |                                |  | No |
| MERRICK CONSTRUCTION CO INC   | CONTRIBUTING<br>EMPLOYER |   |                                     |  |                                 |   |                                |  | No |
| MERZ HEATING & AC INC   | CONTRIBUTING<br>EMPLOYER |   |                                     |  |                                 |   |                                |  | No |
| METAL & ROOF SUPPLIES INC   | CONTRIBUTING<br>EMPLOYER |   |                                     |  |                                 |   |                                |  | No |



| Form 990, Schedule R, Part IV - Identification of Related Organizations Taxable as a Corporation or Trust |                          |   |                                     |  |                                 |   |                                |  |    |
|---|--------------------------|---|-------------------------------------|--|---------------------------------|---|--------------------------------|--|----|
| (a)<br>Name, address, and EIN of<br>related organization  | (b)<br>Primary activity  | (c)<br>Legal<br>domicile<br>(state or foreign<br>country) | (d)<br>Direct controlling<br>entity | (e)<br>Type of entity<br>(C corp, S corp,<br>or trust) | (f)<br>Share of total<br>income | (g)<br>Share of end-of-<br>year<br>assets | (h)<br>Percentage<br>ownership | (i)<br>Section 512<br>(b)(13)<br>controlled<br>entity? |    |
|   |                          |   |                                     |  |                                 |   |                                | Yes  | No |
| METAL ART INC   | CONTRIBUTING<br>EMPLOYER |   |                                     |  |                                 |   |                                |  | No |
| METAL DESIGN LLC  | CONTRIBUTING<br>EMPLOYER |   |                                     |  |                                 |   |                                |  | No |
| METAL EDGE INC  | CONTRIBUTING<br>EMPLOYER |   |                                     |  |                                 |   |                                |  | No |
| METAL ERECTORS INC  | CONTRIBUTING<br>EMPLOYER |   |                                     |  |                                 |   |                                |  | No |
| METAL EXTERIOR LLC  | CONTRIBUTING<br>EMPLOYER |   |                                     |  |                                 |   |                                |  | No |
| METAL INDUSTRIES  | CONTRIBUTING<br>EMPLOYER |   |                                     |  |                                 |   |                                |  | No |
| METAL MASTERS INC   | CONTRIBUTING<br>EMPLOYER |   |                                     |  |                                 |   |                                |  | No |
| METAL MECHANICS INC   | CONTRIBUTING<br>EMPLOYER |   |                                     |  |                                 |   |                                |  | No |
| METAL PRO HVAC FABRICATION INC  | CONTRIBUTING<br>EMPLOYER |   |                                     |  |                                 |   |                                |  | No |
| METAL WORKS OF CHICAGO  | CONTRIBUTING<br>EMPLOYER |   |                                     |  |                                 |   |                                |  | No |
| METAL WORKS OF MONTANA  | CONTRIBUTING<br>EMPLOYER |   |                                     |  |                                 |   |                                |  | No |
| METALFAB INC  | CONTRIBUTING<br>EMPLOYER |   |                                     |  |                                 |   |                                |  | No |
| METALMASTER-ROOFMASTER  | CONTRIBUTING<br>EMPLOYER |   |                                     |  |                                 |   |                                |  | No |
| METRO TECH ERECTORS   | CONTRIBUTING<br>EMPLOYER |   |                                     |  |                                 |   |                                |  | No |
| METROPOLITAN CONSTRUCTION SYSTEMS<br>INC  | CONTRIBUTING<br>EMPLOYER |   |                                     |  |                                 |   |                                |  | No |

| Form 990, Schedule R, Part IV - Identification of Related Organizations Taxable as a Corporation or Trust |                          |   |                                     |  |                                 |   |                                |  |    |
|---|--------------------------|---|-------------------------------------|--|---------------------------------|---|--------------------------------|--|----|
| (a)<br>Name, address, and EIN of<br>related organization  | (b)<br>Primary activity  | (c)<br>Legal<br>domicile<br>(state or foreign<br>country) | (d)<br>Direct controlling<br>entity | (e)<br>Type of entity<br>(C corp, S corp,<br>or trust) | (f)<br>Share of total<br>income | (g)<br>Share of end-of-<br>year<br>assets | (h)<br>Percentage<br>ownership | (i)<br>Section 512<br>(b)(13)<br>controlled<br>entity? |    |
|   |                          |   |                                     |  |                                 |   |                                | Yes  | No |
| MEXICO HEATING CO INC   | CONTRIBUTING<br>EMPLOYER |   |                                     |  |                                 |   |                                |  | No |
| MICHIANA SHEET METAL  | CONTRIBUTING<br>EMPLOYER |   |                                     |  |                                 |   |                                |  | No |
| MID ATLANTIC METAL WORKS INC  | CONTRIBUTING<br>EMPLOYER |   |                                     |  |                                 |   |                                |  | No |
| MID OHIO MECHANICAL INC   | CONTRIBUTING<br>EMPLOYER |   |                                     |  |                                 |   |                                |  | No |
| MID STATE CONTRACTING INC   | CONTRIBUTING<br>EMPLOYER |   |                                     |  |                                 |   |                                |  | No |
| MIDEASTERN PLMB HTG & AC  | CONTRIBUTING<br>EMPLOYER |   |                                     |  |                                 |   |                                |  | No |
| MI-DE-CON INC   | CONTRIBUTING<br>EMPLOYER |   |                                     |  |                                 |   |                                |  | No |
| MIDLAND ENGINEERING CO INC  | CONTRIBUTING<br>EMPLOYER |   |                                     |  |                                 |   |                                |  | No |
| MIDTOWN HVAC ENTERPRISES LTD  | CONTRIBUTING<br>EMPLOYER |   |                                     |  |                                 |   |                                |  | No |
| MIDWEST BALANCE & SERVICE   | CONTRIBUTING<br>EMPLOYER |   |                                     |  |                                 |   |                                |  | No |
| MIDWEST COLORADO SPRINGS INC  | CONTRIBUTING<br>EMPLOYER |   |                                     |  |                                 |   |                                |  | No |
| MIDWEST FABRICATION & SUPPLY  | CONTRIBUTING<br>EMPLOYER |   |                                     |  |                                 |   |                                |  | No |
| MIDWEST FLUID BALANCING DIV OF  | CONTRIBUTING<br>EMPLOYER |   |                                     |  |                                 |   |                                |  | No |
| MIDWEST HTG & COOLING   | CONTRIBUTING<br>EMPLOYER |   |                                     |  |                                 |   |                                |  | No |
| MIDWEST MECH & LIFE SAFETY SV   | CONTRIBUTING<br>EMPLOYER |   |                                     |  |                                 |   |                                |  | No |

| Form 990, Schedule R, Part IV - Identification of Related Organizations Taxable as a Corporation or Trust |                          |   |                                     |  |                                 |   |                                |  |    |
|---|--------------------------|---|-------------------------------------|--|---------------------------------|---|--------------------------------|--|----|
| (a)<br>Name, address, and EIN of<br>related organization  | (b)<br>Primary activity  | (c)<br>Legal<br>domicile<br>(state or foreign<br>country) | (d)<br>Direct controlling<br>entity | (e)<br>Type of entity<br>(C corp, S corp,<br>or trust) | (f)<br>Share of total<br>income | (g)<br>Share of end-of-<br>year<br>assets | (h)<br>Percentage<br>ownership | (i)<br>Section 512<br>(b)(13)<br>controlled<br>entity? |    |
|   |                          |   |                                     |  |                                 |   |                                | Yes  | No |
| MIDWEST MECH HOLDING CORP   | CONTRIBUTING<br>EMPLOYER |   |                                     |  |                                 |   |                                |  | No |
| MIDWEST MECH SERV INC   | CONTRIBUTING<br>EMPLOYER |   |                                     |  |                                 |   |                                |  | No |
| MIDWEST MEP INC   | CONTRIBUTING<br>EMPLOYER |   |                                     |  |                                 |   |                                |  | No |
| MIDWEST METAL FABRICATORS LTD   | CONTRIBUTING<br>EMPLOYER |   |                                     |  |                                 |   |                                |  | No |
| MIDWEST METAL WORKS INC   | CONTRIBUTING<br>EMPLOYER |   |                                     |  |                                 |   |                                |  | No |
| MIDWEST PARTITION INSTAL INC  | CONTRIBUTING<br>EMPLOYER |   |                                     |  |                                 |   |                                |  | No |
| MIDWEST ROOFING SHEET METAL   | CONTRIBUTING<br>EMPLOYER |   |                                     |  |                                 |   |                                |  | No |
| MIKE BEVILACQUA SM INC  | CONTRIBUTING<br>EMPLOYER |   |                                     |  |                                 |   |                                |  | No |
| MIKES HEATING & SHEETMETAL LLC  | CONTRIBUTING<br>EMPLOYER |   |                                     |  |                                 |   |                                |  | No |
| MILCON CONSTRUCTION CORP  | CONTRIBUTING<br>EMPLOYER |   |                                     |  |                                 |   |                                |  | No |
| MILHARMER ASSOCIATES INC  | CONTRIBUTING<br>EMPLOYER |   |                                     |  |                                 |   |                                |  | No |
| MILLAR SHEET METAL CO   | CONTRIBUTING<br>EMPLOYER |   |                                     |  |                                 |   |                                |  | No |
| MILLER BONDED INC   | CONTRIBUTING<br>EMPLOYER |   |                                     |  |                                 |   |                                |  | No |
| MILLER CERTIFIED AIR INC  | CONTRIBUTING<br>EMPLOYER |   |                                     |  |                                 |   |                                |  | No |
| MILLER THOMAS GYEKIS  | CONTRIBUTING<br>EMPLOYER |   |                                     |  |                                 |   |                                |  | No |

| Form 990, Schedule R, Part IV - Identification of Related Organizations Taxable as a Corporation or Trust |                          |   |                                     |  |                                 |   |                                |  |    |
|---|--------------------------|---|-------------------------------------|--|---------------------------------|---|--------------------------------|--|----|
| (a)<br>Name, address, and EIN of<br>related organization  | (b)<br>Primary activity  | (c)<br>Legal<br>domicile<br>(state or foreign<br>country) | (d)<br>Direct controlling<br>entity | (e)<br>Type of entity<br>(C corp, S corp,<br>or trust) | (f)<br>Share of total<br>income | (g)<br>Share of end-of-<br>year<br>assets | (h)<br>Percentage<br>ownership | (i)<br>Section 512<br>(b)(13)<br>controlled<br>entity? |    |
|   |                          |   |                                     |  |                                 |   |                                | Yes  | No |
| MILLERS TOTAL COMFORT INC   | CONTRIBUTING<br>EMPLOYER |   |                                     |  |                                 |   |                                |  | No |
| MINELLI CONSTRUCTION  | CONTRIBUTING<br>EMPLOYER |   |                                     |  |                                 |   |                                |  | No |
| MINNOTTE CONTRACTING CORP   | CONTRIBUTING<br>EMPLOYER |   |                                     |  |                                 |   |                                |  | No |
| MISSION MECHANICAL INC  | CONTRIBUTING<br>EMPLOYER |   |                                     |  |                                 |   |                                |  | No |
| MISSOURI BUILDERS SERVICE INC   | CONTRIBUTING<br>EMPLOYER |   |                                     |  |                                 |   |                                |  | No |
| MJ MECHANICAL LLC   | CONTRIBUTING<br>EMPLOYER |   |                                     |  |                                 |   |                                |  | No |
| MLS SHEET METAL   | CONTRIBUTING<br>EMPLOYER |   |                                     |  |                                 |   |                                |  | No |
| MODERN SHEET METAL INC  | CONTRIBUTING<br>EMPLOYER |   |                                     |  |                                 |   |                                |  | No |
| MODERNIZED ARCHITECTURAL SHEET METAL<br>INC   | CONTRIBUTING<br>EMPLOYER |   |                                     |  |                                 |   |                                |  | No |
| MOFFITT MECHANICAL LLC  | CONTRIBUTING<br>EMPLOYER |   |                                     |  |                                 |   |                                |  | No |
| MOLLENBERG BETZ   | CONTRIBUTING<br>EMPLOYER |   |                                     |  |                                 |   |                                |  | No |
| MONAGHAN RESTORATION SERVICES INC   | CONTRIBUTING<br>EMPLOYER |   |                                     |  |                                 |   |                                |  | No |
| MONAHAN & LAUGHLIN INC  | CONTRIBUTING<br>EMPLOYER |   |                                     |  |                                 |   |                                |  | No |
| MONPAT CONSTRUCTION   | CONTRIBUTING<br>EMPLOYER |   |                                     |  |                                 |   |                                |  | No |
| MONTANA STATE JATC  | CONTRIBUTING<br>EMPLOYER |   |                                     |  |                                 |   |                                |  | No |

| Form 990, Schedule R, Part IV - Identification of Related Organizations Taxable as a Corporation or Trust |                          |   |                                     |  |                                 |   |                                |  |    |
|---|--------------------------|---|-------------------------------------|--|---------------------------------|---|--------------------------------|--|----|
| (a)<br>Name, address, and EIN of<br>related organization  | (b)<br>Primary activity  | (c)<br>Legal<br>domicile<br>(state or foreign<br>country) | (d)<br>Direct controlling<br>entity | (e)<br>Type of entity<br>(C corp, S corp,<br>or trust) | (f)<br>Share of total<br>income | (g)<br>Share of end-of-<br>year<br>assets | (h)<br>Percentage<br>ownership | (i)<br>Section 512<br>(b)(13)<br>controlled<br>entity? |    |
|   |                          |   |                                     |  |                                 |   |                                | Yes  | No |
| MONTHIE METALS  | CONTRIBUTING<br>EMPLOYER |   |                                     |  |                                 |   |                                |  | No |
| MOORE METAL WORKS & AC LLC  | CONTRIBUTING<br>EMPLOYER |   |                                     |  |                                 |   |                                |  | No |
| MOOSH INC DBA AIR SYSTEMS INC   | CONTRIBUTING<br>EMPLOYER |   |                                     |  |                                 |   |                                |  | No |
| MORAN SHEET METAL   | CONTRIBUTING<br>EMPLOYER |   |                                     |  |                                 |   |                                |  | No |
| MORELLI HEATING & AC INC  | CONTRIBUTING<br>EMPLOYER |   |                                     |  |                                 |   |                                |  | No |
| MORGAN & THORNBURG INC  | CONTRIBUTING<br>EMPLOYER |   |                                     |  |                                 |   |                                |  | No |
| MORRIS SHEET METAL CORP   | CONTRIBUTING<br>EMPLOYER |   |                                     |  |                                 |   |                                |  | No |
| MORRISON INC  | CONTRIBUTING<br>EMPLOYER |   |                                     |  |                                 |   |                                |  | No |
| MO'S MECHANICAL LLC   | CONTRIBUTING<br>EMPLOYER |   |                                     |  |                                 |   |                                |  | No |
| MOUNTAIN AIR BALANCING LLC  | CONTRIBUTING<br>EMPLOYER |   |                                     |  |                                 |   |                                |  | No |
| MOUNTAIN STATES SM  | CONTRIBUTING<br>EMPLOYER |   |                                     |  |                                 |   |                                |  | No |
| MUELLER & WILSON INC  | CONTRIBUTING<br>EMPLOYER |   |                                     |  |                                 |   |                                |  | No |
| MURPHY CO   | CONTRIBUTING<br>EMPLOYER |   |                                     |  |                                 |   |                                |  | No |
| MURPHY CONSOLIDATED   | CONTRIBUTING<br>EMPLOYER |   |                                     |  |                                 |   |                                |  | No |
| MURPHY CONSTRUCTION & EQUIPMENT   | CONTRIBUTING<br>EMPLOYER |   |                                     |  |                                 |   |                                |  | No |

| Form 990, Schedule R, Part IV - Identification of Related Organizations Taxable as a Corporation or Trust |                          |   |                                     |  |                                 |   |                                |  |    |
|---|--------------------------|---|-------------------------------------|--|---------------------------------|---|--------------------------------|--|----|
| (a)<br>Name, address, and EIN of<br>related organization  | (b)<br>Primary activity  | (c)<br>Legal<br>domicile<br>(state or foreign<br>country) | (d)<br>Direct controlling<br>entity | (e)<br>Type of entity<br>(C corp, S corp,<br>or trust) | (f)<br>Share of total<br>income | (g)<br>Share of end-of-<br>year<br>assets | (h)<br>Percentage<br>ownership | (i)<br>Section 512<br>(b)(13)<br>controlled<br>entity? |    |
|   |                          |   |                                     |  |                                 |   |                                | Yes  | No |
| MURPHY SPECIALTY INC  | CONTRIBUTING<br>EMPLOYER |   |                                     |  |                                 |   |                                |  | No |
| MURRAY SHEET METAL CO   | CONTRIBUTING<br>EMPLOYER |   |                                     |  |                                 |   |                                |  | No |
| MUZA SHEET METAL CO LLC   | CONTRIBUTING<br>EMPLOYER |   |                                     |  |                                 |   |                                |  | No |
| MVH INDUSTRIAL PIPING INC   | CONTRIBUTING<br>EMPLOYER |   |                                     |  |                                 |   |                                |  | No |
| N F MANSUETTO & SONS  | CONTRIBUTING<br>EMPLOYER |   |                                     |  |                                 |   |                                |  | No |
| N M INDUSTRIAL SERVICES LLC   | CONTRIBUTING<br>EMPLOYER |   |                                     |  |                                 |   |                                |  | No |
| N W SIGN INDUSTRIES   | CONTRIBUTING<br>EMPLOYER |   |                                     |  |                                 |   |                                |  | No |
| NAES POWER CONTRACTORS  | CONTRIBUTING<br>EMPLOYER |   |                                     |  |                                 |   |                                |  | No |
| NARITO SHEETMETAL & MECHANICAL  | CONTRIBUTING<br>EMPLOYER |   |                                     |  |                                 |   |                                |  | No |
| NASHVILLE SHEET METAL LLC   | CONTRIBUTING<br>EMPLOYER |   |                                     |  |                                 |   |                                |  | No |
| NATHAN E DANIELS RFG  | CONTRIBUTING<br>EMPLOYER |   |                                     |  |                                 |   |                                |  | No |
| NATIONAL HEATING & VENTILATING CO   | CONTRIBUTING<br>EMPLOYER |   |                                     |  |                                 |   |                                |  | No |
| NATIONAL ROOFING & SM CO INC  | CONTRIBUTING<br>EMPLOYER |   |                                     |  |                                 |   |                                |  | No |
| NATIONS ROOF NORTH LLC  | CONTRIBUTING<br>EMPLOYER |   |                                     |  |                                 |   |                                |  | No |
| NATIONWIDE RESTORATION  | CONTRIBUTING<br>EMPLOYER |   |                                     |  |                                 |   |                                |  | No |

| Form 990, Schedule R, Part IV - Identification of Related Organizations Taxable as a Corporation or Trust |                          |   |                                     |  |                                 |   |                                |  |    |
|---|--------------------------|---|-------------------------------------|--|---------------------------------|---|--------------------------------|--|----|
| (a)<br>Name, address, and EIN of<br>related organization  | (b)<br>Primary activity  | (c)<br>Legal<br>domicile<br>(state or foreign<br>country) | (d)<br>Direct controlling<br>entity | (e)<br>Type of entity<br>(C corp, S corp,<br>or trust) | (f)<br>Share of total<br>income | (g)<br>Share of end-of-<br>year<br>assets | (h)<br>Percentage<br>ownership | (i)<br>Section 512<br>(b)(13)<br>controlled<br>entity? |    |
|   |                          |   |                                     |  |                                 |   |                                | Yes  | No |
| NATIVE AIR COMPANY  | CONTRIBUTING<br>EMPLOYER |   |                                     |  |                                 |   |                                |  | No |
| NATSCH & CO INC   | CONTRIBUTING<br>EMPLOYER |   |                                     |  |                                 |   |                                |  | No |
| N-DEMAND TEST & BALANCE LLC   | CONTRIBUTING<br>EMPLOYER |   |                                     |  |                                 |   |                                |  | No |
| NEALS HTG CLG INC   | CONTRIBUTING<br>EMPLOYER |   |                                     |  |                                 |   |                                |  | No |
| NEGATIVE PRESSURE SOLUTIONS   | CONTRIBUTING<br>EMPLOYER |   |                                     |  |                                 |   |                                |  | No |
| NELSON ROOFING INC  | CONTRIBUTING<br>EMPLOYER |   |                                     |  |                                 |   |                                |  | No |
| NEMC2   | CONTRIBUTING<br>EMPLOYER |   |                                     |  |                                 |   |                                |  | No |
| NESM CONNECTORS   | CONTRIBUTING<br>EMPLOYER |   |                                     |  |                                 |   |                                |  | No |
| NESM CORP   | CONTRIBUTING<br>EMPLOYER |   |                                     |  |                                 |   |                                |  | No |
| NETH & SON INC  | CONTRIBUTING<br>EMPLOYER |   |                                     |  |                                 |   |                                |  | No |
| NEW BRITAIN RFG   | CONTRIBUTING<br>EMPLOYER |   |                                     |  |                                 |   |                                |  | No |
| NEW ENGLAND ABATEMENT RESOURCES   | CONTRIBUTING<br>EMPLOYER |   |                                     |  |                                 |   |                                |  | No |
| NEW ENGLAND METAL SPECIALTIES   | CONTRIBUTING<br>EMPLOYER |   |                                     |  |                                 |   |                                |  | No |
| NEW STATES CONTRACTING LLC  | CONTRIBUTING<br>EMPLOYER |   |                                     |  |                                 |   |                                |  | No |
| NEWARK BOARD OF EDUCATION   | CONTRIBUTING<br>EMPLOYER |   |                                     |  |                                 |   |                                |  | No |

| Form 990, Schedule R, Part IV - Identification of Related Organizations Taxable as a Corporation or Trust |                          |   |                                     |  |                                 |   |                                |  |    |
|---|--------------------------|---|-------------------------------------|--|---------------------------------|---|--------------------------------|--|----|
| (a)<br>Name, address, and EIN of<br>related organization  | (b)<br>Primary activity  | (c)<br>Legal<br>domicile<br>(state or foreign<br>country) | (d)<br>Direct controlling<br>entity | (e)<br>Type of entity<br>(C corp, S corp,<br>or trust) | (f)<br>Share of total<br>income | (g)<br>Share of end-of-<br>year<br>assets | (h)<br>Percentage<br>ownership | (i)<br>Section 512<br>(b)(13)<br>controlled<br>entity? |    |
|   |                          |   |                                     |  |                                 |   |                                | Yes  | No |
| NEWJAC METAL INC  | CONTRIBUTING<br>EMPLOYER |   |                                     |  |                                 |   |                                |  | No |
| NEWTRON MECHANICAL LLC  | CONTRIBUTING<br>EMPLOYER |   |                                     |  |                                 |   |                                |  | No |
| NIAGARA FRONTIER CUST FAB INC   | CONTRIBUTING<br>EMPLOYER |   |                                     |  |                                 |   |                                |  | No |
| NICHOLLS SHEET METAL INC  | CONTRIBUTING<br>EMPLOYER |   |                                     |  |                                 |   |                                |  | No |
| NICHOLSON & GALLOWAY  | CONTRIBUTING<br>EMPLOYER |   |                                     |  |                                 |   |                                |  | No |
| NITRO CONSTRUCTION SERVICES INC   | CONTRIBUTING<br>EMPLOYER |   |                                     |  |                                 |   |                                |  | No |
| NIX SHEET METAL INC   | CONTRIBUTING<br>EMPLOYER |   |                                     |  |                                 |   |                                |  | No |
| NORPAC SHEET METAL INC  | CONTRIBUTING<br>EMPLOYER |   |                                     |  |                                 |   |                                |  | No |
| NORTH STAR MECHANICAL CORP  | CONTRIBUTING<br>EMPLOYER |   |                                     |  |                                 |   |                                |  | No |
| NORTHEAST SHEET METAL LLC   | CONTRIBUTING<br>EMPLOYER |   |                                     |  |                                 |   |                                |  | No |
| NORTHEASTERN AIR QUALITY INC  | CONTRIBUTING<br>EMPLOYER |   |                                     |  |                                 |   |                                |  | No |
| NORTHEASTERN MECHANICAL INC   | CONTRIBUTING<br>EMPLOYER |   |                                     |  |                                 |   |                                |  | No |
| NORTHEASTERN SHEET METAL INC  | CONTRIBUTING<br>EMPLOYER |   |                                     |  |                                 |   |                                |  | No |
| NORTHEASTERN SPIRAL MFG   | CONTRIBUTING<br>EMPLOYER |   |                                     |  |                                 |   |                                |  | No |
| NORTHERN AIR CORPORATION  | CONTRIBUTING<br>EMPLOYER |   |                                     |  |                                 |   |                                |  | No |



| Form 990, Schedule R, Part IV - Identification of Related Organizations Taxable as a Corporation or Trust |                          |   |                                     |  |                                 |   |                                |  |    |
|---|--------------------------|---|-------------------------------------|--|---------------------------------|---|--------------------------------|--|----|
| (a)<br>Name, address, and EIN of<br>related organization  | (b)<br>Primary activity  | (c)<br>Legal<br>domicile<br>(state or foreign<br>country) | (d)<br>Direct controlling<br>entity | (e)<br>Type of entity<br>(C corp, S corp,<br>or trust) | (f)<br>Share of total<br>income | (g)<br>Share of end-of-<br>year<br>assets | (h)<br>Percentage<br>ownership | (i)<br>Section 512<br>(b)(13)<br>controlled<br>entity? |    |
|   |                          |   |                                     |  |                                 |   |                                | Yes  | No |
| NORTHERN IND ENERGY   | CONTRIBUTING<br>EMPLOYER |   |                                     |  |                                 |   |                                |  | No |
| NORTHERN MECHANICALS  | CONTRIBUTING<br>EMPLOYER |   |                                     |  |                                 |   |                                |  | No |
| NORTHERN TEST & BALANCE CORPORATION   | CONTRIBUTING<br>EMPLOYER |   |                                     |  |                                 |   |                                |  | No |
| NORTHERN TEST AND BALANCE LLC   | CONTRIBUTING<br>EMPLOYER |   |                                     |  |                                 |   |                                |  | No |
| NORTHLAND HEATING AND COOLING   | CONTRIBUTING<br>EMPLOYER |   |                                     |  |                                 |   |                                |  | No |
| NORTHSTAR ENVIRONMENTAL   | CONTRIBUTING<br>EMPLOYER |   |                                     |  |                                 |   |                                |  | No |
| NORTHWAY HTG CLG & SM INC   | CONTRIBUTING<br>EMPLOYER |   |                                     |  |                                 |   |                                |  | No |
| NOVA SIGN GROUP   | CONTRIBUTING<br>EMPLOYER |   |                                     |  |                                 |   |                                |  | No |
| NOVAK HEATING & AC CO INC   | CONTRIBUTING<br>EMPLOYER |   |                                     |  |                                 |   |                                |  | No |
| NU ERA AIR CONDITIONING   | CONTRIBUTING<br>EMPLOYER |   |                                     |  |                                 |   |                                |  | No |
| NYC CONSTRUCTORS LLC  | CONTRIBUTING<br>EMPLOYER |   |                                     |  |                                 |   |                                |  | No |
| O B INDUSTRIES INC  | CONTRIBUTING<br>EMPLOYER |   |                                     |  |                                 |   |                                |  | No |
| O H HENDRICKS & SON   | CONTRIBUTING<br>EMPLOYER |   |                                     |  |                                 |   |                                |  | No |
| O HARE MECH CONTRACTORS   | CONTRIBUTING<br>EMPLOYER |   |                                     |  |                                 |   |                                |  | No |
| OAHU PLUMBING & SHEET METAL   | CONTRIBUTING<br>EMPLOYER |   |                                     |  |                                 |   |                                |  | No |

| Form 990, Schedule R, Part IV - Identification of Related Organizations Taxable as a Corporation or Trust |                          |   |                                     |  |                                 |   |                                |  |    |
|---|--------------------------|---|-------------------------------------|--|---------------------------------|---|--------------------------------|--|----|
| (a)<br>Name, address, and EIN of<br>related organization  | (b)<br>Primary activity  | (c)<br>Legal<br>domicile<br>(state or foreign<br>country) | (d)<br>Direct controlling<br>entity | (e)<br>Type of entity<br>(C corp, S corp,<br>or trust) | (f)<br>Share of total<br>income | (g)<br>Share of end-of-<br>year<br>assets | (h)<br>Percentage<br>ownership | (i)<br>Section 512<br>(b)(13)<br>controlled<br>entity? |    |
|   |                          |   |                                     |  |                                 |   |                                | Yes  | No |
| OAK TIN HEATING & COOLING INC   | CONTRIBUTING<br>EMPLOYER |   |                                     |  |                                 |   |                                |  | No |
| OCM CONSTRUCTION  | CONTRIBUTING<br>EMPLOYER |   |                                     |  |                                 |   |                                |  | No |
| OERTEL SHEET METAL INC  | CONTRIBUTING<br>EMPLOYER |   |                                     |  |                                 |   |                                |  | No |
| OFFSHORE CONSTRUCTION INC   | CONTRIBUTING<br>EMPLOYER |   |                                     |  |                                 |   |                                |  | No |
| OHIO-WEST VIRGINIA EXCAVATING CO  | CONTRIBUTING<br>EMPLOYER |   |                                     |  |                                 |   |                                |  | No |
| ONE TON SHEET METAL INC   | CONTRIBUTING<br>EMPLOYER |   |                                     |  |                                 |   |                                |  | No |
| O'NEIL SHEETMETAL INC   | CONTRIBUTING<br>EMPLOYER |   |                                     |  |                                 |   |                                |  | No |
| ONTARIO MECHANICAL LLC  | CONTRIBUTING<br>EMPLOYER |   |                                     |  |                                 |   |                                |  | No |
| ORBIT SHEET METAL   | CONTRIBUTING<br>EMPLOYER |   |                                     |  |                                 |   |                                |  | No |
| ORNAMENTAL ERECTORS   | CONTRIBUTING<br>EMPLOYER |   |                                     |  |                                 |   |                                |  | No |
| OSMAN LTD   | CONTRIBUTING<br>EMPLOYER |   |                                     |  |                                 |   |                                |  | No |
| OTAVILLA MECHANICAL CONTRACTORS INC   | CONTRIBUTING<br>EMPLOYER |   |                                     |  |                                 |   |                                |  | No |
| OVERLY MANUFACTURING CO   | CONTRIBUTING<br>EMPLOYER |   |                                     |  |                                 |   |                                |  | No |
| OZARK YORK INC  | CONTRIBUTING<br>EMPLOYER |   |                                     |  |                                 |   |                                |  | No |
| P & R PLUMBING & HEATING INC  | CONTRIBUTING<br>EMPLOYER |   |                                     |  |                                 |   |                                |  | No |

| Form 990, Schedule R, Part IV - Identification of Related Organizations Taxable as a Corporation or Trust |                          |   |                                     |  |                                 |   |                                |  |    |
|---|--------------------------|---|-------------------------------------|--|---------------------------------|---|--------------------------------|--|----|
| (a)<br>Name, address, and EIN of<br>related organization  | (b)<br>Primary activity  | (c)<br>Legal<br>domicile<br>(state or foreign<br>country) | (d)<br>Direct controlling<br>entity | (e)<br>Type of entity<br>(C corp, S corp,<br>or trust) | (f)<br>Share of total<br>income | (g)<br>Share of end-of-<br>year<br>assets | (h)<br>Percentage<br>ownership | (i)<br>Section 512<br>(b)(13)<br>controlled<br>entity? |    |
|   |                          |   |                                     |  |                                 |   |                                | Yes  | No |
| P B VENTILATING SYSTEMS INC   | CONTRIBUTING<br>EMPLOYER |   |                                     |  |                                 |   |                                |  | No |
| P C TESTING & BALANCING INC   | CONTRIBUTING<br>EMPLOYER |   |                                     |  |                                 |   |                                |  | No |
| P J SERVICES INC  | CONTRIBUTING<br>EMPLOYER |   |                                     |  |                                 |   |                                |  | No |
| P T L SHEET METAL INC   | CONTRIBUTING<br>EMPLOYER |   |                                     |  |                                 |   |                                |  | No |
| PACIFIC TEST & BALANCE INC  | CONTRIBUTING<br>EMPLOYER |   |                                     |  |                                 |   |                                |  | No |
| PALMER SHEET METAL CO   | CONTRIBUTING<br>EMPLOYER |   |                                     |  |                                 |   |                                |  | No |
| PAN PACIFIC MECHANICAL  | CONTRIBUTING<br>EMPLOYER |   |                                     |  |                                 |   |                                |  | No |
| PAR SHEET METAL   | CONTRIBUTING<br>EMPLOYER |   |                                     |  |                                 |   |                                |  | No |
| PARAGON SHEET METAL   | CONTRIBUTING<br>EMPLOYER |   |                                     |  |                                 |   |                                |  | No |
| PARKER SHEET METAL INC  | CONTRIBUTING<br>EMPLOYER |   |                                     |  |                                 |   |                                |  | No |
| PARKES MECH & METALS INC  | CONTRIBUTING<br>EMPLOYER |   |                                     |  |                                 |   |                                |  | No |
| PARTLAN-LABADIE SHEET METAL   | CONTRIBUTING<br>EMPLOYER |   |                                     |  |                                 |   |                                |  | No |
| PEAK MECHANICAL SERVICES CORP   | CONTRIBUTING<br>EMPLOYER |   |                                     |  |                                 |   |                                |  | No |
| PEARL RIVER SHEET METAL INC   | CONTRIBUTING<br>EMPLOYER |   |                                     |  |                                 |   |                                |  | No |
| PECK HANNAFORD & BRIGGS CO  | CONTRIBUTING<br>EMPLOYER |   |                                     |  |                                 |   |                                |  | No |

| Form 990, Schedule R, Part IV - Identification of Related Organizations Taxable as a Corporation or Trust |                          |   |                                     |  |                                 |   |                                |  |    |
|---|--------------------------|---|-------------------------------------|--|---------------------------------|---|--------------------------------|--|----|
| (a)<br>Name, address, and EIN of<br>related organization  | (b)<br>Primary activity  | (c)<br>Legal<br>domicile<br>(state or foreign<br>country) | (d)<br>Direct controlling<br>entity | (e)<br>Type of entity<br>(C corp, S corp,<br>or trust) | (f)<br>Share of total<br>income | (g)<br>Share of end-of-<br>year<br>assets | (h)<br>Percentage<br>ownership | (i)<br>Section 512<br>(b)(13)<br>controlled<br>entity? |    |
|   |                          |   |                                     |  |                                 |   |                                | Yes  | No |
| PEEPELS MECHANICAL  | CONTRIBUTING<br>EMPLOYER |   |                                     |  |                                 |   |                                |  | No |
| PENN ROOF SYS INC   | CONTRIBUTING<br>EMPLOYER |   |                                     |  |                                 |   |                                |  | No |
| PERFORMANCE ABATEMENT SERVICES  | CONTRIBUTING<br>EMPLOYER |   |                                     |  |                                 |   |                                |  | No |
| PERFORMANCE CONTRACTING INC   | CONTRIBUTING<br>EMPLOYER |   |                                     |  |                                 |   |                                |  | No |
| PERFORMANCE MECHANICAL CONTRACTOR<br>INC  | CONTRIBUTING<br>EMPLOYER |   |                                     |  |                                 |   |                                |  | No |
| PERFORMANCE PIPING INC  | CONTRIBUTING<br>EMPLOYER |   |                                     |  |                                 |   |                                |  | No |
| PERFORMANCE SHEET METAL   | CONTRIBUTING<br>EMPLOYER |   |                                     |  |                                 |   |                                |  | No |
| PERFORMANCE TESTING & BALANCE   | CONTRIBUTING<br>EMPLOYER |   |                                     |  |                                 |   |                                |  | No |
| PERIMETER SHEET METAL CO INC  | CONTRIBUTING<br>EMPLOYER |   |                                     |  |                                 |   |                                |  | No |
| PETER PERELLA & CO  | CONTRIBUTING<br>EMPLOYER |   |                                     |  |                                 |   |                                |  | No |
| PETERS EICHLER MECHANICAL INC   | CONTRIBUTING<br>EMPLOYER |   |                                     |  |                                 |   |                                |  | No |
| PETERSEN PLUMBING & HEATING   | CONTRIBUTING<br>EMPLOYER |   |                                     |  |                                 |   |                                |  | No |
| PETERSON MECHANICAL INC   | CONTRIBUTING<br>EMPLOYER |   |                                     |  |                                 |   |                                |  | No |
| PETERSON SHEET METAL  | CONTRIBUTING<br>EMPLOYER |   |                                     |  |                                 |   |                                |  | No |
| PETTUS PLUMBING & PIPING INC  | CONTRIBUTING<br>EMPLOYER |   |                                     |  |                                 |   |                                |  | No |

| Form 990, Schedule R, Part IV - Identification of Related Organizations Taxable as a Corporation or Trust |                          |   |                                     |  |                                 |   |                                |  |    |
|---|--------------------------|---|-------------------------------------|--|---------------------------------|---|--------------------------------|--|----|
| (a)<br>Name, address, and EIN of<br>related organization  | (b)<br>Primary activity  | (c)<br>Legal<br>domicile<br>(state or foreign<br>country) | (d)<br>Direct controlling<br>entity | (e)<br>Type of entity<br>(C corp, S corp,<br>or trust) | (f)<br>Share of total<br>income | (g)<br>Share of end-of-<br>year<br>assets | (h)<br>Percentage<br>ownership | (i)<br>Section 512<br>(b)(13)<br>controlled<br>entity? |    |
|   |                          |   |                                     |  |                                 |   |                                | Yes  | No |
| PHIL'S HVAC   | CONTRIBUTING<br>EMPLOYER |   |                                     |  |                                 |   |                                |  | No |
| PHOENIX ROOFING INC   | CONTRIBUTING<br>EMPLOYER |   |                                     |  |                                 |   |                                |  | No |
| PINE TREE CONSTRUCTION INC  | CONTRIBUTING<br>EMPLOYER |   |                                     |  |                                 |   |                                |  | No |
| PINE TREE ENVIRONMENTAL SERV  | CONTRIBUTING<br>EMPLOYER |   |                                     |  |                                 |   |                                |  | No |
| PIPE LINE SPECIALTIES   | CONTRIBUTING<br>EMPLOYER |   |                                     |  |                                 |   |                                |  | No |
| PITTSFIELD PIPERS INC   | CONTRIBUTING<br>EMPLOYER |   |                                     |  |                                 |   |                                |  | No |
| PLATINUM SCAFFOLDING SERVICES INC   | CONTRIBUTING<br>EMPLOYER |   |                                     |  |                                 |   |                                |  | No |
| PLATTSBURGH SHEET METAL   | CONTRIBUTING<br>EMPLOYER |   |                                     |  |                                 |   |                                |  | No |
| PLS SERVICES INC  | CONTRIBUTING<br>EMPLOYER |   |                                     |  |                                 |   |                                |  | No |
| POEHNER DILLMAN & MAHALIK (PDM)   | CONTRIBUTING<br>EMPLOYER |   |                                     |  |                                 |   |                                |  | No |
| PORTER CO THE   | CONTRIBUTING<br>EMPLOYER |   |                                     |  |                                 |   |                                |  | No |
| POSILLICO-SKANSKA JOINT VENTURE   | CONTRIBUTING<br>EMPLOYER |   |                                     |  |                                 |   |                                |  | No |
| POSTLER & JAECKLE CORP  | CONTRIBUTING<br>EMPLOYER |   |                                     |  |                                 |   |                                |  | No |
| POTENSKY MECHANICAL   | CONTRIBUTING<br>EMPLOYER |   |                                     |  |                                 |   |                                |  | No |
| POWER MECHANICAL  | CONTRIBUTING<br>EMPLOYER |   |                                     |  |                                 |   |                                |  | No |

| Form 990, Schedule R, Part IV - Identification of Related Organizations Taxable as a Corporation or Trust |                          |   |                                     |  |                                 |   |                                |  |    |
|---|--------------------------|---|-------------------------------------|--|---------------------------------|---|--------------------------------|--|----|
| (a)<br>Name, address, and EIN of<br>related organization  | (b)<br>Primary activity  | (c)<br>Legal<br>domicile<br>(state or foreign<br>country) | (d)<br>Direct controlling<br>entity | (e)<br>Type of entity<br>(C corp, S corp,<br>or trust) | (f)<br>Share of total<br>income | (g)<br>Share of end-of-<br>year<br>assets | (h)<br>Percentage<br>ownership | (i)<br>Section 512<br>(b)(13)<br>controlled<br>entity? |    |
|   |                          |   |                                     |  |                                 |   |                                | Yes  | No |
| POWER SHEET METAL INC   | CONTRIBUTING<br>EMPLOYER |   |                                     |  |                                 |   |                                |  | No |
| POYNTER SHEET METAL INC   | CONTRIBUTING<br>EMPLOYER |   |                                     |  |                                 |   |                                |  | No |
| PRAIRIE SERVICE GROUP INC   | CONTRIBUTING<br>EMPLOYER |   |                                     |  |                                 |   |                                |  | No |
| PRAIRIE STATE PLUMB & HTG INC   | CONTRIBUTING<br>EMPLOYER |   |                                     |  |                                 |   |                                |  | No |
| PRECISION AIR BALANCING INC   | CONTRIBUTING<br>EMPLOYER |   |                                     |  |                                 |   |                                |  | No |
| PRECISION AIR TESTING & BALANCING   | CONTRIBUTING<br>EMPLOYER |   |                                     |  |                                 |   |                                |  | No |
| PRECISION DUCT LLC  | CONTRIBUTING<br>EMPLOYER |   |                                     |  |                                 |   |                                |  | No |
| PRECISION PIPING INC  | CONTRIBUTING<br>EMPLOYER |   |                                     |  |                                 |   |                                |  | No |
| PRECISION SHEET METAL LLC   | CONTRIBUTING<br>EMPLOYER |   |                                     |  |                                 |   |                                |  | No |
| PRECISION TAB SERVICES INC  | CONTRIBUTING<br>EMPLOYER |   |                                     |  |                                 |   |                                |  | No |
| PRECISION TEST & BAL OF NY  | CONTRIBUTING<br>EMPLOYER |   |                                     |  |                                 |   |                                |  | No |
| PRECISION TEST & BALANCE INC  | CONTRIBUTING<br>EMPLOYER |   |                                     |  |                                 |   |                                |  | No |
| PREFERRED MECHANICAL INC  | CONTRIBUTING<br>EMPLOYER |   |                                     |  |                                 |   |                                |  | No |
| PREFERRED MECHANICAL LLC  | CONTRIBUTING<br>EMPLOYER |   |                                     |  |                                 |   |                                |  | No |
| PREMIER HEATING & COOLING INC   | CONTRIBUTING<br>EMPLOYER |   |                                     |  |                                 |   |                                |  | No |

| Form 990, Schedule R, Part IV - Identification of Related Organizations Taxable as a Corporation or Trust |                          |   |                                     |  |                                 |   |                                |  |    |
|---|--------------------------|---|-------------------------------------|--|---------------------------------|---|--------------------------------|--|----|
| (a)<br>Name, address, and EIN of<br>related organization  | (b)<br>Primary activity  | (c)<br>Legal<br>domicile<br>(state or foreign<br>country) | (d)<br>Direct controlling<br>entity | (e)<br>Type of entity<br>(C corp, S corp,<br>or trust) | (f)<br>Share of total<br>income | (g)<br>Share of end-of-<br>year<br>assets | (h)<br>Percentage<br>ownership | (i)<br>Section 512<br>(b)(13)<br>controlled<br>entity? |    |
|   |                          |   |                                     |  |                                 |   |                                | Yes  | No |
| PREMIER TEST & BALANCE INC  | CONTRIBUTING<br>EMPLOYER |   |                                     |  |                                 |   |                                |  | No |
| PRIME INC   | CONTRIBUTING<br>EMPLOYER |   |                                     |  |                                 |   |                                |  | No |
| PRISM MECHANICAL CORP   | CONTRIBUTING<br>EMPLOYER |   |                                     |  |                                 |   |                                |  | No |
| PRO FAB SHEET METAL INC   | CONTRIBUTING<br>EMPLOYER |   |                                     |  |                                 |   |                                |  | No |
| PRO FAB SHEET METAL OF INDIANA  | CONTRIBUTING<br>EMPLOYER |   |                                     |  |                                 |   |                                |  | No |
| PRO METAL CONSTRUCTION INC  | CONTRIBUTING<br>EMPLOYER |   |                                     |  |                                 |   |                                |  | No |
| PRO PANEL INC   | CONTRIBUTING<br>EMPLOYER |   |                                     |  |                                 |   |                                |  | No |
| PROFESSIONAL BALANCE  | CONTRIBUTING<br>EMPLOYER |   |                                     |  |                                 |   |                                |  | No |
| PROGRESSIVE DYNAMICS INC  | CONTRIBUTING<br>EMPLOYER |   |                                     |  |                                 |   |                                |  | No |
| PROGRESSIVE INSTALLERS INC  | CONTRIBUTING<br>EMPLOYER |   |                                     |  |                                 |   |                                |  | No |
| PSF MECHANICAL INC  | CONTRIBUTING<br>EMPLOYER |   |                                     |  |                                 |   |                                |  | No |
| PSI MECHANICAL CONTRACTORS  | CONTRIBUTING<br>EMPLOYER |   |                                     |  |                                 |   |                                |  | No |
| PULVER ROOFING CO   | CONTRIBUTING<br>EMPLOYER |   |                                     |  |                                 |   |                                |  | No |
| QUALITY 1 MECHANICAL LLC  | CONTRIBUTING<br>EMPLOYER |   |                                     |  |                                 |   |                                |  | No |
| QUALITY AIR METALS INC  | CONTRIBUTING<br>EMPLOYER |   |                                     |  |                                 |   |                                |  | No |

| Form 990, Schedule R, Part IV - Identification of Related Organizations Taxable as a Corporation or Trust |                          |   |                                     |  |                                 |   |                                |  |    |
|---|--------------------------|---|-------------------------------------|--|---------------------------------|---|--------------------------------|--|----|
| (a)<br>Name, address, and EIN of<br>related organization  | (b)<br>Primary activity  | (c)<br>Legal<br>domicile<br>(state or foreign<br>country) | (d)<br>Direct controlling<br>entity | (e)<br>Type of entity<br>(C corp, S corp,<br>or trust) | (f)<br>Share of total<br>income | (g)<br>Share of end-of-<br>year<br>assets | (h)<br>Percentage<br>ownership | (i)<br>Section 512<br>(b)(13)<br>controlled<br>entity? |    |
|   |                          |   |                                     |  |                                 |   |                                | Yes  | No |
| QUALITY ERECTORS 1 INC  | CONTRIBUTING<br>EMPLOYER |   |                                     |  |                                 |   |                                |  | No |
| QUALITY MECHANICAL INC  | CONTRIBUTING<br>EMPLOYER |   |                                     |  |                                 |   |                                |  | No |
| QUALITY METAL WORKS   | CONTRIBUTING<br>EMPLOYER |   |                                     |  |                                 |   |                                |  | No |
| QUALITY SHEET METAL   | CONTRIBUTING<br>EMPLOYER |   |                                     |  |                                 |   |                                |  | No |
| QUALITY SHEET METALS LLC  | CONTRIBUTING<br>EMPLOYER |   |                                     |  |                                 |   |                                |  | No |
| QUICKSILVER MECHANICAL INC  | CONTRIBUTING<br>EMPLOYER |   |                                     |  |                                 |   |                                |  | No |
| R & R ARCHITECTURAL ALUMINUM CORP   | CONTRIBUTING<br>EMPLOYER |   |                                     |  |                                 |   |                                |  | No |
| R & R INC OF LOUISVILLE   | CONTRIBUTING<br>EMPLOYER |   |                                     |  |                                 |   |                                |  | No |
| R A M S MECHANICAL INC  | CONTRIBUTING<br>EMPLOYER |   |                                     |  |                                 |   |                                |  | No |
| R C METAL WORX LLC  | CONTRIBUTING<br>EMPLOYER |   |                                     |  |                                 |   |                                |  | No |
| R E LEE MECHANICAL  | CONTRIBUTING<br>EMPLOYER |   |                                     |  |                                 |   |                                |  | No |
| R E WILDES SM INC   | CONTRIBUTING<br>EMPLOYER |   |                                     |  |                                 |   |                                |  | No |
| R F KNOX CO INC   | CONTRIBUTING<br>EMPLOYER |   |                                     |  |                                 |   |                                |  | No |
| R F MEEH CO   | CONTRIBUTING<br>EMPLOYER |   |                                     |  |                                 |   |                                |  | No |
| R G O INC   | CONTRIBUTING<br>EMPLOYER |   |                                     |  |                                 |   |                                |  | No |



| Form 990, Schedule R, Part IV - Identification of Related Organizations Taxable as a Corporation or Trust |                          |   |                                     |  |                                 |   |                                |  |    |
|---|--------------------------|---|-------------------------------------|--|---------------------------------|---|--------------------------------|--|----|
| (a)<br>Name, address, and EIN of<br>related organization  | (b)<br>Primary activity  | (c)<br>Legal<br>domicile<br>(state or foreign<br>country) | (d)<br>Direct controlling<br>entity | (e)<br>Type of entity<br>(C corp, S corp,<br>or trust) | (f)<br>Share of total<br>income | (g)<br>Share of end-of-<br>year<br>assets | (h)<br>Percentage<br>ownership | (i)<br>Section 512<br>(b)(13)<br>controlled<br>entity? |    |
|   |                          |   |                                     |  |                                 |   |                                | Yes  | No |
| R H LAPP & SONS INC   | CONTRIBUTING<br>EMPLOYER |   |                                     |  |                                 |   |                                |  | No |
| R J KUHN INC  | CONTRIBUTING<br>EMPLOYER |   |                                     |  |                                 |   |                                |  | No |
| R J KUHN PLUMBING HEATING AND COOLING<br>INC  | CONTRIBUTING<br>EMPLOYER |   |                                     |  |                                 |   |                                |  | No |
| R J OLMEN CO  | CONTRIBUTING<br>EMPLOYER |   |                                     |  |                                 |   |                                |  | No |
| R J O'NEIL INC  | CONTRIBUTING<br>EMPLOYER |   |                                     |  |                                 |   |                                |  | No |
| R M C INC   | CONTRIBUTING<br>EMPLOYER |   |                                     |  |                                 |   |                                |  | No |
| R W CARDELLA INC  | CONTRIBUTING<br>EMPLOYER |   |                                     |  |                                 |   |                                |  | No |
| R&C METAL WORKS A DIVISION OF AERO<br>MECHANICAL INC  | CONTRIBUTING<br>EMPLOYER |   |                                     |  |                                 |   |                                |  | No |
| RABE ENVIRONMENTAL SYSTEMS INC  | CONTRIBUTING<br>EMPLOYER |   |                                     |  |                                 |   |                                |  | No |
| RACHIELE LLC  | CONTRIBUTING<br>EMPLOYER |   |                                     |  |                                 |   |                                |  | No |
| RADOTICH INC  | CONTRIBUTING<br>EMPLOYER |   |                                     |  |                                 |   |                                |  | No |
| RAGAN MECHANICAL  | CONTRIBUTING<br>EMPLOYER |   |                                     |  |                                 |   |                                |  | No |
| RALPH JONES SM INC  | CONTRIBUTING<br>EMPLOYER |   |                                     |  |                                 |   |                                |  | No |
| RAM MECHANICAL SERVICES INC   | CONTRIBUTING<br>EMPLOYER |   |                                     |  |                                 |   |                                |  | No |
| RAMSEY SHEET METAL  | CONTRIBUTING<br>EMPLOYER |   |                                     |  |                                 |   |                                |  | No |

| Form 990, Schedule R, Part IV - Identification of Related Organizations Taxable as a Corporation or Trust |                          |   |                                     |  |                                 |   |                                |  |    |
|---|--------------------------|---|-------------------------------------|--|---------------------------------|---|--------------------------------|--|----|
| (a)<br>Name, address, and EIN of<br>related organization  | (b)<br>Primary activity  | (c)<br>Legal<br>domicile<br>(state or foreign<br>country) | (d)<br>Direct controlling<br>entity | (e)<br>Type of entity<br>(C corp, S corp,<br>or trust) | (f)<br>Share of total<br>income | (g)<br>Share of end-of-<br>year<br>assets | (h)<br>Percentage<br>ownership | (i)<br>Section 512<br>(b)(13)<br>controlled<br>entity? |    |
|   |                          |   |                                     |  |                                 |   |                                | Yes  | No |
| RANDALL BROS HEATING & AC INC   | CONTRIBUTING<br>EMPLOYER |   |                                     |  |                                 |   |                                |  | No |
| RANGE CORNICE & ROOFING   | CONTRIBUTING<br>EMPLOYER |   |                                     |  |                                 |   |                                |  | No |
| RANGE CORNICE HTG & SM INC  | CONTRIBUTING<br>EMPLOYER |   |                                     |  |                                 |   |                                |  | No |
| RAPIDS SHEET METAL WORKS INC  | CONTRIBUTING<br>EMPLOYER |   |                                     |  |                                 |   |                                |  | No |
| RATHGEBER HEATING INC   | CONTRIBUTING<br>EMPLOYER |   |                                     |  |                                 |   |                                |  | No |
| RAY INDUSTRIAL SERVICES INC   | CONTRIBUTING<br>EMPLOYER |   |                                     |  |                                 |   |                                |  | No |
| RAY'S METAL WORKS INC   | CONTRIBUTING<br>EMPLOYER |   |                                     |  |                                 |   |                                |  | No |
| READY DUCT INC  | CONTRIBUTING<br>EMPLOYER |   |                                     |  |                                 |   |                                |  | No |
| REARDEN METALWORKS LLC  | CONTRIBUTING<br>EMPLOYER |   |                                     |  |                                 |   |                                |  | No |
| REDSTONE ENERGY INC   | CONTRIBUTING<br>EMPLOYER |   |                                     |  |                                 |   |                                |  | No |
| REGIONAL IND COMBUSTION OF KY   | CONTRIBUTING<br>EMPLOYER |   |                                     |  |                                 |   |                                |  | No |
| RELATED SERVICES INC  | CONTRIBUTING<br>EMPLOYER |   |                                     |  |                                 |   |                                |  | No |
| RELIABLE ELECTRICAL MECHANICAL<br>SERVICES INC  | CONTRIBUTING<br>EMPLOYER |   |                                     |  |                                 |   |                                |  | No |
| RELIABLE PLUMBING AND HEATING COMPANY   | CONTRIBUTING<br>EMPLOYER |   |                                     |  |                                 |   |                                |  | No |
| RELIABLE ROOFING & SM   | CONTRIBUTING<br>EMPLOYER |   |                                     |  |                                 |   |                                |  | No |

| Form 990, Schedule R, Part IV - Identification of Related Organizations Taxable as a Corporation or Trust |                          |   |                                     |  |                                 |   |                                |  |    |
|---|--------------------------|---|-------------------------------------|--|---------------------------------|---|--------------------------------|--|----|
| (a)<br>Name, address, and EIN of<br>related organization  | (b)<br>Primary activity  | (c)<br>Legal<br>domicile<br>(state or foreign<br>country) | (d)<br>Direct controlling<br>entity | (e)<br>Type of entity<br>(C corp, S corp,<br>or trust) | (f)<br>Share of total<br>income | (g)<br>Share of end-of-<br>year<br>assets | (h)<br>Percentage<br>ownership | (i)<br>Section 512<br>(b)(13)<br>controlled<br>entity? |    |
|   |                          |   |                                     |  |                                 |   |                                | Yes  | No |
| REND LAKE PLB & HTG CO INC  | CONTRIBUTING<br>EMPLOYER |   |                                     |  |                                 |   |                                |  | No |
| RENICK BROS CONST CO  | CONTRIBUTING<br>EMPLOYER |   |                                     |  |                                 |   |                                |  | No |
| RESEARCH AIR FLO INC  | CONTRIBUTING<br>EMPLOYER |   |                                     |  |                                 |   |                                |  | No |
| RESPECTED GUARANTEED SERVICE<br>MECHANICAL LLC  | CONTRIBUTING<br>EMPLOYER |   |                                     |  |                                 |   |                                |  | No |
| RESTAURANT VENTILATION DESIGN   | CONTRIBUTING<br>EMPLOYER |   |                                     |  |                                 |   |                                |  | No |
| RG INSTALLERS INC   | CONTRIBUTING<br>EMPLOYER |   |                                     |  |                                 |   |                                |  | No |
| RGH HTG & CLG   | CONTRIBUTING<br>EMPLOYER |   |                                     |  |                                 |   |                                |  | No |
| RGT ENT INC   | CONTRIBUTING<br>EMPLOYER |   |                                     |  |                                 |   |                                |  | No |
| RICHARD SHEET METAL INC   | CONTRIBUTING<br>EMPLOYER |   |                                     |  |                                 |   |                                |  | No |
| RICHARDS KLEIN SM   | CONTRIBUTING<br>EMPLOYER |   |                                     |  |                                 |   |                                |  | No |
| RICHARDS PLUMBING & HEATING CO INC  | CONTRIBUTING<br>EMPLOYER |   |                                     |  |                                 |   |                                |  | No |
| RICHERS REFRIGERATION & AC  | CONTRIBUTING<br>EMPLOYER |   |                                     |  |                                 |   |                                |  | No |
| RICHMOND COUNTY CONSTRUCTORS LLC  | CONTRIBUTING<br>EMPLOYER |   |                                     |  |                                 |   |                                |  | No |
| RICKS MECH CONTRACTORS  | CONTRIBUTING<br>EMPLOYER |   |                                     |  |                                 |   |                                |  | No |
| RIDOUTS HEATING & AC INC  | CONTRIBUTING<br>EMPLOYER |   |                                     |  |                                 |   |                                |  | No |

| Form 990, Schedule R, Part IV - Identification of Related Organizations Taxable as a Corporation or Trust |                          |   |                                     |  |                                 |   |                                |  |    |
|---|--------------------------|---|-------------------------------------|--|---------------------------------|---|--------------------------------|--|----|
| (a)<br>Name, address, and EIN of<br>related organization  | (b)<br>Primary activity  | (c)<br>Legal<br>domicile<br>(state or foreign<br>country) | (d)<br>Direct controlling<br>entity | (e)<br>Type of entity<br>(C corp, S corp,<br>or trust) | (f)<br>Share of total<br>income | (g)<br>Share of end-of-<br>year<br>assets | (h)<br>Percentage<br>ownership | (i)<br>Section 512<br>(b)(13)<br>controlled<br>entity? |    |
|   |                          |   |                                     |  |                                 |   |                                | Yes  | No |
| RIECK MECHANICAL ELECTRICAL SERVICES  | CONTRIBUTING<br>EMPLOYER |   |                                     |  |                                 |   |                                |  | No |
| RIVER CITY SHEET METAL LLC  | CONTRIBUTING<br>EMPLOYER |   |                                     |  |                                 |   |                                |  | No |
| RIVER PLACE TECHNOLOGIES  | CONTRIBUTING<br>EMPLOYER |   |                                     |  |                                 |   |                                |  | No |
| RKB SHEET METAL INC   | CONTRIBUTING<br>EMPLOYER |   |                                     |  |                                 |   |                                |  | No |
| RMN MECHANICAL CO INC   | CONTRIBUTING<br>EMPLOYER |   |                                     |  |                                 |   |                                |  | No |
| ROBERT GANTER CONTR INC   | CONTRIBUTING<br>EMPLOYER |   |                                     |  |                                 |   |                                |  | No |
| ROBERT GIBB & SONS INC  | CONTRIBUTING<br>EMPLOYER |   |                                     |  |                                 |   |                                |  | No |
| ROBERT P HARRINGTON INC   | CONTRIBUTING<br>EMPLOYER |   |                                     |  |                                 |   |                                |  | No |
| ROBERTS ENV CONTROL CORP  | CONTRIBUTING<br>EMPLOYER |   |                                     |  |                                 |   |                                |  | No |
| ROCK BRANCH MECHANICAL INC  | CONTRIBUTING<br>EMPLOYER |   |                                     |  |                                 |   |                                |  | No |
| ROCK HILL MECH CORP   | CONTRIBUTING<br>EMPLOYER |   |                                     |  |                                 |   |                                |  | No |
| ROCKY MOUNTAIN MECH INC   | CONTRIBUTING<br>EMPLOYER |   |                                     |  |                                 |   |                                |  | No |
| RODRIGUEZ CONSTRUCTION GROUP INC  | CONTRIBUTING<br>EMPLOYER |   |                                     |  |                                 |   |                                |  | No |
| ROGER'S COMFORT SYSTEMS   | CONTRIBUTING<br>EMPLOYER |   |                                     |  |                                 |   |                                |  | No |
| ROMAR SHEET METAL INC   | CONTRIBUTING<br>EMPLOYER |   |                                     |  |                                 |   |                                |  | No |

| Form 990, Schedule R, Part IV - Identification of Related Organizations Taxable as a Corporation or Trust |                          |   |                                     |  |                                 |   |                                |  |    |
|---|--------------------------|---|-------------------------------------|--|---------------------------------|---|--------------------------------|--|----|
| (a)<br>Name, address, and EIN of<br>related organization  | (b)<br>Primary activity  | (c)<br>Legal<br>domicile<br>(state or foreign<br>country) | (d)<br>Direct controlling<br>entity | (e)<br>Type of entity<br>(C corp, S corp,<br>or trust) | (f)<br>Share of total<br>income | (g)<br>Share of end-of-<br>year<br>assets | (h)<br>Percentage<br>ownership | (i)<br>Section 512<br>(b)(13)<br>controlled<br>entity? |    |
|   |                          |   |                                     |  |                                 |   |                                | Yes  | No |
| ROOFING ASSOCIATES LLC  | CONTRIBUTING<br>EMPLOYER |   |                                     |  |                                 |   |                                |  | No |
| ROSS MECHANICAL GROUP INC   | CONTRIBUTING<br>EMPLOYER |   |                                     |  |                                 |   |                                |  | No |
| ROTH BROS INC   | CONTRIBUTING<br>EMPLOYER |   |                                     |  |                                 |   |                                |  | No |
| ROY C DEETER PLBG & HTG   | CONTRIBUTING<br>EMPLOYER |   |                                     |  |                                 |   |                                |  | No |
| ROYAL ROOFING COMPANY INC   | CONTRIBUTING<br>EMPLOYER |   |                                     |  |                                 |   |                                |  | No |
| ROYAL STEAM HEATER CO   | CONTRIBUTING<br>EMPLOYER |   |                                     |  |                                 |   |                                |  | No |
| RPS MECHANICAL INC  | CONTRIBUTING<br>EMPLOYER |   |                                     |  |                                 |   |                                |  | No |
| RSH SHEET METAL INC DBA SHEET METAL<br>ENTERPRISES  | CONTRIBUTING<br>EMPLOYER |   |                                     |  |                                 |   |                                |  | No |
| RSS ROOFING SERVICES & SOLUTIONS  | CONTRIBUTING<br>EMPLOYER |   |                                     |  |                                 |   |                                |  | No |
| RUDDY BROTHERS INC  | CONTRIBUTING<br>EMPLOYER |   |                                     |  |                                 |   |                                |  | No |
| RUSH MECH CONTRACTORS   | CONTRIBUTING<br>EMPLOYER |   |                                     |  |                                 |   |                                |  | No |
| RUSSELL HVAC LLC  | CONTRIBUTING<br>EMPLOYER |   |                                     |  |                                 |   |                                |  | No |
| RUTHRAUFF SAUER LLC   | CONTRIBUTING<br>EMPLOYER |   |                                     |  |                                 |   |                                |  | No |
| S & D SHEET METAL   | CONTRIBUTING<br>EMPLOYER |   |                                     |  |                                 |   |                                |  | No |
| S & Z SHEETMETAL INC  | CONTRIBUTING<br>EMPLOYER |   |                                     |  |                                 |   |                                |  | No |

| Form 990, Schedule R, Part IV - Identification of Related Organizations Taxable as a Corporation or Trust |                          |   |                                     |  |                                 |   |                                |  |    |
|---|--------------------------|---|-------------------------------------|--|---------------------------------|---|--------------------------------|--|----|
| (a)<br>Name, address, and EIN of<br>related organization  | (b)<br>Primary activity  | (c)<br>Legal<br>domicile<br>(state or foreign<br>country) | (d)<br>Direct controlling<br>entity | (e)<br>Type of entity<br>(C corp, S corp,<br>or trust) | (f)<br>Share of total<br>income | (g)<br>Share of end-of-<br>year<br>assets | (h)<br>Percentage<br>ownership | (i)<br>Section 512<br>(b)(13)<br>controlled<br>entity? |    |
|   |                          |   |                                     |  |                                 |   |                                | Yes  | No |
| S D B ENG & CONSTRUCTORS INC  | CONTRIBUTING<br>EMPLOYER |   |                                     |  |                                 |   |                                |  | No |
| S M C CORP  | CONTRIBUTING<br>EMPLOYER |   |                                     |  |                                 |   |                                |  | No |
| S M G MGMT OF THE LA SUPERDOME  | CONTRIBUTING<br>EMPLOYER |   |                                     |  |                                 |   |                                |  | No |
| S M S SHEET METAL INC   | CONTRIBUTING<br>EMPLOYER |   |                                     |  |                                 |   |                                |  | No |
| S M W INC   | CONTRIBUTING<br>EMPLOYER |   |                                     |  |                                 |   |                                |  | No |
| S MECHANICAL INC  | CONTRIBUTING<br>EMPLOYER |   |                                     |  |                                 |   |                                |  | No |
| S S M INDUSTRIES INC  | CONTRIBUTING<br>EMPLOYER |   |                                     |  |                                 |   |                                |  | No |
| S T S CONTRACTORS INC   | CONTRIBUTING<br>EMPLOYER |   |                                     |  |                                 |   |                                |  | No |
| SAGINAW VALLEY METAL WORKS  | CONTRIBUTING<br>EMPLOYER |   |                                     |  |                                 |   |                                |  | No |
| SANDERS ROOFING CO INC  | CONTRIBUTING<br>EMPLOYER |   |                                     |  |                                 |   |                                |  | No |
| SATER ELECTRIC INC  | CONTRIBUTING<br>EMPLOYER |   |                                     |  |                                 |   |                                |  | No |
| SAUER GROUP   | CONTRIBUTING<br>EMPLOYER |   |                                     |  |                                 |   |                                |  | No |
| SAVANNAH RIV NUCLEAR SOLUTIONS  | CONTRIBUTING<br>EMPLOYER |   |                                     |  |                                 |   |                                |  | No |
| SAVANNAH RIVER REMEDIATION LLC  | CONTRIBUTING<br>EMPLOYER |   |                                     |  |                                 |   |                                |  | No |
| SCALISE INDUSTRIES  | CONTRIBUTING<br>EMPLOYER |   |                                     |  |                                 |   |                                |  | No |

| Form 990, Schedule R, Part IV - Identification of Related Organizations Taxable as a Corporation or Trust |                          |   |                                     |  |                                 |   |                                |  |    |
|---|--------------------------|---|-------------------------------------|--|---------------------------------|---|--------------------------------|--|----|
| (a)<br>Name, address, and EIN of<br>related organization  | (b)<br>Primary activity  | (c)<br>Legal<br>domicile<br>(state or foreign<br>country) | (d)<br>Direct controlling<br>entity | (e)<br>Type of entity<br>(C corp, S corp,<br>or trust) | (f)<br>Share of total<br>income | (g)<br>Share of end-of-<br>year<br>assets | (h)<br>Percentage<br>ownership | (i)<br>Section 512<br>(b)(13)<br>controlled<br>entity? |    |
|   |                          |   |                                     |  |                                 |   |                                | Yes  | No |
| SCHEBLER COMPANY THE  | CONTRIBUTING<br>EMPLOYER |   |                                     |  |                                 |   |                                |  | No |
| SCHENA ROOFING & SHEET METAL CO INC   | CONTRIBUTING<br>EMPLOYER |   |                                     |  |                                 |   |                                |  | No |
| SCHENERLEIN & SLIGAR  | CONTRIBUTING<br>EMPLOYER |   |                                     |  |                                 |   |                                |  | No |
| SCHERER METALS INC  | CONTRIBUTING<br>EMPLOYER |   |                                     |  |                                 |   |                                |  | No |
| SCHMIDT STEEL INC   | CONTRIBUTING<br>EMPLOYER |   |                                     |  |                                 |   |                                |  | No |
| SCHMITT REFRIGERATION & AC  | CONTRIBUTING<br>EMPLOYER |   |                                     |  |                                 |   |                                |  | No |
| SCHOOL CITY OF EAST CHICAGO   | CONTRIBUTING<br>EMPLOYER |   |                                     |  |                                 |   |                                |  | No |
| SCOBELL CO INC  | CONTRIBUTING<br>EMPLOYER |   |                                     |  |                                 |   |                                |  | No |
| SCOGGIN MECHANICAL INDUSTRIES   | CONTRIBUTING<br>EMPLOYER |   |                                     |  |                                 |   |                                |  | No |
| SCOTT LEE HEATING CO  | CONTRIBUTING<br>EMPLOYER |   |                                     |  |                                 |   |                                |  | No |
| SCOTT LEE HEATING COMPANY INC   | CONTRIBUTING<br>EMPLOYER |   |                                     |  |                                 |   |                                |  | No |
| SCRANTON ELEC HTG & CLG INC   | CONTRIBUTING<br>EMPLOYER |   |                                     |  |                                 |   |                                |  | No |
| SCRANTON SHEET METAL  | CONTRIBUTING<br>EMPLOYER |   |                                     |  |                                 |   |                                |  | No |
| SDI EXTERIOR SYSTEMS LLC  | CONTRIBUTING<br>EMPLOYER |   |                                     |  |                                 |   |                                |  | No |
| SEA BREEZE MECHANICAL   | CONTRIBUTING<br>EMPLOYER |   |                                     |  |                                 |   |                                |  | No |

| Form 990, Schedule R, Part IV - Identification of Related Organizations Taxable as a Corporation or Trust |                          |   |                                     |  |                                 |   |                                |  |    |
|---|--------------------------|---|-------------------------------------|--|---------------------------------|---|--------------------------------|--|----|
| (a)<br>Name, address, and EIN of<br>related organization  | (b)<br>Primary activity  | (c)<br>Legal<br>domicile<br>(state or foreign<br>country) | (d)<br>Direct controlling<br>entity | (e)<br>Type of entity<br>(C corp, S corp,<br>or trust) | (f)<br>Share of total<br>income | (g)<br>Share of end-of-<br>year<br>assets | (h)<br>Percentage<br>ownership | (i)<br>Section 512<br>(b)(13)<br>controlled<br>entity? |    |
|   |                          |   |                                     |  |                                 |   |                                | Yes  | No |
| SEASON COMFORT CORP   | CONTRIBUTING<br>EMPLOYER |   |                                     |  |                                 |   |                                |  | No |
| SENCO SERVICES CORP   | CONTRIBUTING<br>EMPLOYER |   |                                     |  |                                 |   |                                |  | No |
| SENSIBLE SHEET METAL  | CONTRIBUTING<br>EMPLOYER |   |                                     |  |                                 |   |                                |  | No |
| SERVCO COMPANIES  | CONTRIBUTING<br>EMPLOYER |   |                                     |  |                                 |   |                                |  | No |
| SERVICE MECHANICAL GROUP LLC  | CONTRIBUTING<br>EMPLOYER |   |                                     |  |                                 |   |                                |  | No |
| SERVICE MECHANICAL INDUSTRIES INC   | CONTRIBUTING<br>EMPLOYER |   |                                     |  |                                 |   |                                |  | No |
| SHAFFNER HEANEY ASSOCIATES INC  | CONTRIBUTING<br>EMPLOYER |   |                                     |  |                                 |   |                                |  | No |
| SHAMROCK SHEET METAL LLC  | CONTRIBUTING<br>EMPLOYER |   |                                     |  |                                 |   |                                |  | No |
| SHANNON PLUMBING & HTG INC  | CONTRIBUTING<br>EMPLOYER |   |                                     |  |                                 |   |                                |  | No |
| SHARP MECHANICAL SERVICES INC   | CONTRIBUTING<br>EMPLOYER |   |                                     |  |                                 |   |                                |  | No |
| SHEEDER HEATING & AC INC  | CONTRIBUTING<br>EMPLOYER |   |                                     |  |                                 |   |                                |  | No |
| SHEET METAL CONTRACTORS   | CONTRIBUTING<br>EMPLOYER |   |                                     |  |                                 |   |                                |  | No |
| SHEET METAL ENTERPRISES INC   | CONTRIBUTING<br>EMPLOYER |   |                                     |  |                                 |   |                                |  | No |
| SHEET METAL PRODUCTS  | CONTRIBUTING<br>EMPLOYER |   |                                     |  |                                 |   |                                |  | No |
| SHEET METAL SOLUTIONS LLC   | CONTRIBUTING<br>EMPLOYER |   |                                     |  |                                 |   |                                |  | No |



| Form 990, Schedule R, Part IV - Identification of Related Organizations Taxable as a Corporation or Trust |                          |   |                                     |  |                                 |   |                                |  |    |
|---|--------------------------|---|-------------------------------------|--|---------------------------------|---|--------------------------------|--|----|
| (a)<br>Name, address, and EIN of<br>related organization  | (b)<br>Primary activity  | (c)<br>Legal<br>domicile<br>(state or foreign<br>country) | (d)<br>Direct controlling<br>entity | (e)<br>Type of entity<br>(C corp, S corp,<br>or trust) | (f)<br>Share of total<br>income | (g)<br>Share of end-of-<br>year<br>assets | (h)<br>Percentage<br>ownership | (i)<br>Section 512<br>(b)(13)<br>controlled<br>entity? |    |
|   |                          |   |                                     |  |                                 |   |                                | Yes  | No |
| SHEET METAL SYSTEMS LLC   | CONTRIBUTING<br>EMPLOYER |   |                                     |  |                                 |   |                                |  | No |
| SHEET METAL WORKS UNLIMITED   | CONTRIBUTING<br>EMPLOYER |   |                                     |  |                                 |   |                                |  | No |
| SHERMAN MECHANICAL INC  | CONTRIBUTING<br>EMPLOYER |   |                                     |  |                                 |   |                                |  | No |
| SHOOK & FLETCHER MECHANICAL   | CONTRIBUTING<br>EMPLOYER |   |                                     |  |                                 |   |                                |  | No |
| SHORELINE METAL FABRICATORS   | CONTRIBUTING<br>EMPLOYER |   |                                     |  |                                 |   |                                |  | No |
| SHOULDice INDUSTRIAL MANUFACTURERS<br>AND CONTRACTORS INC   | CONTRIBUTING<br>EMPLOYER |   |                                     |  |                                 |   |                                |  | No |
| SHOW ME HEATING & AC INC  | CONTRIBUTING<br>EMPLOYER |   |                                     |  |                                 |   |                                |  | No |
| SHOWCASE KITCHEN INSTALLERS LLC   | CONTRIBUTING<br>EMPLOYER |   |                                     |  |                                 |   |                                |  | No |
| SHREINER & SONS INC   | CONTRIBUTING<br>EMPLOYER |   |                                     |  |                                 |   |                                |  | No |
| SIBLEY INC  | CONTRIBUTING<br>EMPLOYER |   |                                     |  |                                 |   |                                |  | No |
| SIKORA SHEET METAL INC  | CONTRIBUTING<br>EMPLOYER |   |                                     |  |                                 |   |                                |  | No |
| SIMCO CONSTRUCTION INC  | CONTRIBUTING<br>EMPLOYER |   |                                     |  |                                 |   |                                |  | No |
| SINGER NY LLC   | CONTRIBUTING<br>EMPLOYER |   |                                     |  |                                 |   |                                |  | No |
| SISCO SHEET METAL LLC   | CONTRIBUTING<br>EMPLOYER |   |                                     |  |                                 |   |                                |  | No |
| S-J2 MECHANICAL   | CONTRIBUTING<br>EMPLOYER |   |                                     |  |                                 |   |                                |  | No |

| Form 990, Schedule R, Part IV - Identification of Related Organizations Taxable as a Corporation or Trust |                          |   |                                     |  |                                 |   |                                |  |    |
|---|--------------------------|---|-------------------------------------|--|---------------------------------|---|--------------------------------|--|----|
| (a)<br>Name, address, and EIN of<br>related organization  | (b)<br>Primary activity  | (c)<br>Legal<br>domicile<br>(state or foreign<br>country) | (d)<br>Direct controlling<br>entity | (e)<br>Type of entity<br>(C corp, S corp,<br>or trust) | (f)<br>Share of total<br>income | (g)<br>Share of end-of-<br>year<br>assets | (h)<br>Percentage<br>ownership | (i)<br>Section 512<br>(b)(13)<br>controlled<br>entity? |    |
|   |                          |   |                                     |  |                                 |   |                                | Yes  | No |
| SKANSKA USA BUILDING INC  | CONTRIBUTING<br>EMPLOYER |   |                                     |  |                                 |   |                                |  | No |
| SKIRMONT MECHANICAL CONTR INC   | CONTRIBUTING<br>EMPLOYER |   |                                     |  |                                 |   |                                |  | No |
| SKY KING SKYLIGHTS INC  | CONTRIBUTING<br>EMPLOYER |   |                                     |  |                                 |   |                                |  | No |
| SKYLIGHT CONSULTANTS OF   | CONTRIBUTING<br>EMPLOYER |   |                                     |  |                                 |   |                                |  | No |
| SKYLINE HEATING AC & SM   | CONTRIBUTING<br>EMPLOYER |   |                                     |  |                                 |   |                                |  | No |
| SLATILE ROOFING & SM INC  | CONTRIBUTING<br>EMPLOYER |   |                                     |  |                                 |   |                                |  | No |
| SLIGER & SONS SHEET METAL INC   | CONTRIBUTING<br>EMPLOYER |   |                                     |  |                                 |   |                                |  | No |
| SMAC HAWAII INC   | CONTRIBUTING<br>EMPLOYER |   |                                     |  |                                 |   |                                |  | No |
| SMILLIE PLUMBING & HEATING INC  | CONTRIBUTING<br>EMPLOYER |   |                                     |  |                                 |   |                                |  | No |
| SMITH BOUGHAN INC   | CONTRIBUTING<br>EMPLOYER |   |                                     |  |                                 |   |                                |  | No |
| SNYDER & LEHNEN SM INC  | CONTRIBUTING<br>EMPLOYER |   |                                     |  |                                 |   |                                |  | No |
| SOUTH CENTRAL CONTRACTORS   | CONTRIBUTING<br>EMPLOYER |   |                                     |  |                                 |   |                                |  | No |
| SOUTH TOWN REFRIGERATION CORP   | CONTRIBUTING<br>EMPLOYER |   |                                     |  |                                 |   |                                |  | No |
| SOUTHERN ATLANTIC MECHANICAL<br>CONTRACTORS LLC   | CONTRIBUTING<br>EMPLOYER |   |                                     |  |                                 |   |                                |  | No |
| SOUTHERN NEW ENGLAND BLDRS LLC  | CONTRIBUTING<br>EMPLOYER |   |                                     |  |                                 |   |                                |  | No |

| Form 990, Schedule R, Part IV - Identification of Related Organizations Taxable as a Corporation or Trust |                          |   |                                     |  |                                 |   |                                |  |    |
|---|--------------------------|---|-------------------------------------|--|---------------------------------|---|--------------------------------|--|----|
| (a)<br>Name, address, and EIN of<br>related organization  | (b)<br>Primary activity  | (c)<br>Legal<br>domicile<br>(state or foreign<br>country) | (d)<br>Direct controlling<br>entity | (e)<br>Type of entity<br>(C corp, S corp,<br>or trust) | (f)<br>Share of total<br>income | (g)<br>Share of end-of-<br>year<br>assets | (h)<br>Percentage<br>ownership | (i)<br>Section 512<br>(b)(13)<br>controlled<br>entity? |    |
|   |                          |   |                                     |  |                                 |   |                                | Yes  | No |
| SOUTHERN NEW ENGLAND INSTALLERS LLC   | CONTRIBUTING<br>EMPLOYER |   |                                     |  |                                 |   |                                |  | No |
| SOUTHERN SHEET METAL FAB INC  | CONTRIBUTING<br>EMPLOYER |   |                                     |  |                                 |   |                                |  | No |
| SOUTHERNTIER CUSTOM FAB INC   | CONTRIBUTING<br>EMPLOYER |   |                                     |  |                                 |   |                                |  | No |
| SOUTHLAND INDUSTRIES  | CONTRIBUTING<br>EMPLOYER |   |                                     |  |                                 |   |                                |  | No |
| SOUTHSIDE SHEET METAL CO  | CONTRIBUTING<br>EMPLOYER |   |                                     |  |                                 |   |                                |  | No |
| SOUTHWEST CENTRAL IDAHO JATC  | CONTRIBUTING<br>EMPLOYER |   |                                     |  |                                 |   |                                |  | No |
| SOUTHWEST MECHANICAL INC  | CONTRIBUTING<br>EMPLOYER |   |                                     |  |                                 |   |                                |  | No |
| SOUTHWEST TOWN REFRIGERATION CORP   | CONTRIBUTING<br>EMPLOYER |   |                                     |  |                                 |   |                                |  | No |
| SOUTHWESTGULF COAST REGIONAL COUNCIL<br>OF SMART  | CONTRIBUTING<br>EMPLOYER |   |                                     |  |                                 |   |                                |  | No |
| SOUTHWINDS MECHANICAL   | CONTRIBUTING<br>EMPLOYER |   |                                     |  |                                 |   |                                |  | No |
| SPEARMINT AIRMASTERS  | CONTRIBUTING<br>EMPLOYER |   |                                     |  |                                 |   |                                |  | No |
| SPECIALIZED TESTING & BALANCE INC   | CONTRIBUTING<br>EMPLOYER |   |                                     |  |                                 |   |                                |  | No |
| SPECIALTY FABRICATORS INC   | CONTRIBUTING<br>EMPLOYER |   |                                     |  |                                 |   |                                |  | No |
| SPIRAL DUCT PLUS INC  | CONTRIBUTING<br>EMPLOYER |   |                                     |  |                                 |   |                                |  | No |
| SPIRAL FITTINGS OF SOUTH CAROLINA INC   | CONTRIBUTING<br>EMPLOYER |   |                                     |  |                                 |   |                                |  | No |

| Form 990, Schedule R, Part IV - Identification of Related Organizations Taxable as a Corporation or Trust |                          |   |                                     |  |                                 |   |                                |  |    |
|---|--------------------------|---|-------------------------------------|--|---------------------------------|---|--------------------------------|--|----|
| (a)<br>Name, address, and EIN of<br>related organization  | (b)<br>Primary activity  | (c)<br>Legal<br>domicile<br>(state or foreign<br>country) | (d)<br>Direct controlling<br>entity | (e)<br>Type of entity<br>(C corp, S corp,<br>or trust) | (f)<br>Share of total<br>income | (g)<br>Share of end-of-<br>year<br>assets | (h)<br>Percentage<br>ownership | (i)<br>Section 512<br>(b)(13)<br>controlled<br>entity? |    |
|   |                          |   |                                     |  |                                 |   |                                | Yes  | No |
| SPRINGFIELD ENGINEERING CO  | CONTRIBUTING<br>EMPLOYER |   |                                     |  |                                 |   |                                |  | No |
| SPRINGFIELD SM WORKS INC  | CONTRIBUTING<br>EMPLOYER |   |                                     |  |                                 |   |                                |  | No |
| ST CLOUD REFRIG INC   | CONTRIBUTING<br>EMPLOYER |   |                                     |  |                                 |   |                                |  | No |
| ST LOUIS METALWORKS CO  | CONTRIBUTING<br>EMPLOYER |   |                                     |  |                                 |   |                                |  | No |
| ST LOUIS SHEETMETAL CORP  | CONTRIBUTING<br>EMPLOYER |   |                                     |  |                                 |   |                                |  | No |
| ST LOUIS SHEET METAL JATC   | CONTRIBUTING<br>EMPLOYER |   |                                     |  |                                 |   |                                |  | No |
| STAINLESS SPECIALISTS INC   | CONTRIBUTING<br>EMPLOYER |   |                                     |  |                                 |   |                                |  | No |
| STALEY'S SHEET METAL INC  | CONTRIBUTING<br>EMPLOYER |   |                                     |  |                                 |   |                                |  | No |
| STALKERS HEATING & AC   | CONTRIBUTING<br>EMPLOYER |   |                                     |  |                                 |   |                                |  | No |
| STANDARD ROOFING  | CONTRIBUTING<br>EMPLOYER |   |                                     |  |                                 |   |                                |  | No |
| STANDARD ROOFING CO-MONTGOMERY  | CONTRIBUTING<br>EMPLOYER |   |                                     |  |                                 |   |                                |  | No |
| STANDARD SHEET METAL  | CONTRIBUTING<br>EMPLOYER |   |                                     |  |                                 |   |                                |  | No |
| STANDARD SM & MECHANICAL  | CONTRIBUTING<br>EMPLOYER |   |                                     |  |                                 |   |                                |  | No |
| STANDARD SM WORKS LLC   | CONTRIBUTING<br>EMPLOYER |   |                                     |  |                                 |   |                                |  | No |
| STATE AUTOMATIC HTG & CLG CORP  | CONTRIBUTING<br>EMPLOYER |   |                                     |  |                                 |   |                                |  | No |

| Form 990, Schedule R, Part IV - Identification of Related Organizations Taxable as a Corporation or Trust |                          |   |                                     |  |                                 |   |                                |  |    |
|---|--------------------------|---|-------------------------------------|--|---------------------------------|---|--------------------------------|--|----|
| (a)<br>Name, address, and EIN of<br>related organization  | (b)<br>Primary activity  | (c)<br>Legal<br>domicile<br>(state or foreign<br>country) | (d)<br>Direct controlling<br>entity | (e)<br>Type of entity<br>(C corp, S corp,<br>or trust) | (f)<br>Share of total<br>income | (g)<br>Share of end-of-<br>year<br>assets | (h)<br>Percentage<br>ownership | (i)<br>Section 512<br>(b)(13)<br>controlled<br>entity? |    |
|   |                          |   |                                     |  |                                 |   |                                | Yes  | No |
| STATE MECHANICAL SERVICES LLC   | CONTRIBUTING<br>EMPLOYER |   |                                     |  |                                 |   |                                |  | No |
| STEEL & DUCT FABRICATION INC  | CONTRIBUTING<br>EMPLOYER |   |                                     |  |                                 |   |                                |  | No |
| STEEL BUILDING SYSTEMS CO   | CONTRIBUTING<br>EMPLOYER |   |                                     |  |                                 |   |                                |  | No |
| STEERS HEATING & COOLING INC  | CONTRIBUTING<br>EMPLOYER |   |                                     |  |                                 |   |                                |  | No |
| STEMPLE SIGN SERVICE  | CONTRIBUTING<br>EMPLOYER |   |                                     |  |                                 |   |                                |  | No |
| STERLING COMMERCIAL ROOFING   | CONTRIBUTING<br>EMPLOYER |   |                                     |  |                                 |   |                                |  | No |
| STERLING INDUSTRIAL SERVICES  | CONTRIBUTING<br>EMPLOYER |   |                                     |  |                                 |   |                                |  | No |
| STERLING INDUSTRIES INC   | CONTRIBUTING<br>EMPLOYER |   |                                     |  |                                 |   |                                |  | No |
| STEWART STAINLESS FAB   | CONTRIBUTING<br>EMPLOYER |   |                                     |  |                                 |   |                                |  | No |
| STONEBRIDGE STEEL ERECTION  | CONTRIBUTING<br>EMPLOYER |   |                                     |  |                                 |   |                                |  | No |
| STONEGATE CONSTRUCTION INC  | CONTRIBUTING<br>EMPLOYER |   |                                     |  |                                 |   |                                |  | No |
| STONY BROOK UNIVERSITY  | CONTRIBUTING<br>EMPLOYER |   |                                     |  |                                 |   |                                |  | No |
| STORMER MECHANICAL SERVICES   | CONTRIBUTING<br>EMPLOYER |   |                                     |  |                                 |   |                                |  | No |
| STRAND CONSTRUCTORS INC   | CONTRIBUTING<br>EMPLOYER |   |                                     |  |                                 |   |                                |  | No |
| STRAUB HEATING & COOLING LLC  | CONTRIBUTING<br>EMPLOYER |   |                                     |  |                                 |   |                                |  | No |

| Form 990, Schedule R, Part IV - Identification of Related Organizations Taxable as a Corporation or Trust |                          |   |                                     |  |                                 |   |                                |  |    |
|---|--------------------------|---|-------------------------------------|--|---------------------------------|---|--------------------------------|--|----|
| (a)<br>Name, address, and EIN of<br>related organization  | (b)<br>Primary activity  | (c)<br>Legal<br>domicile<br>(state or foreign<br>country) | (d)<br>Direct controlling<br>entity | (e)<br>Type of entity<br>(C corp, S corp,<br>or trust) | (f)<br>Share of total<br>income | (g)<br>Share of end-of-<br>year<br>assets | (h)<br>Percentage<br>ownership | (i)<br>Section 512<br>(b)(13)<br>controlled<br>entity? |    |
|   |                          |   |                                     |  |                                 |   |                                | Yes  | No |
| STREET LEGAL INDUSTRIES INC   | CONTRIBUTING<br>EMPLOYER |   |                                     |  |                                 |   |                                |  | No |
| STRIKER SHEET METAL II CORP   | CONTRIBUTING<br>EMPLOYER |   |                                     |  |                                 |   |                                |  | No |
| STROMBERG SM WORKS INC  | CONTRIBUTING<br>EMPLOYER |   |                                     |  |                                 |   |                                |  | No |
| STUART MCMUNN COMPANY   | CONTRIBUTING<br>EMPLOYER |   |                                     |  |                                 |   |                                |  | No |
| SULLIVAN ROOFING INC  | CONTRIBUTING<br>EMPLOYER |   |                                     |  |                                 |   |                                |  | No |
| SUMMIT SHEET METAL  | CONTRIBUTING<br>EMPLOYER |   |                                     |  |                                 |   |                                |  | No |
| SUN MECHANICAL SYSTEMS  | CONTRIBUTING<br>EMPLOYER |   |                                     |  |                                 |   |                                |  | No |
| SUN RAY HEATING INC   | CONTRIBUTING<br>EMPLOYER |   |                                     |  |                                 |   |                                |  | No |
| SUPER SKY PRODUCTS ENTERPRISES LLC  | CONTRIBUTING<br>EMPLOYER |   |                                     |  |                                 |   |                                |  | No |
| SUPERIOR MECHANICAL SYS INC   | CONTRIBUTING<br>EMPLOYER |   |                                     |  |                                 |   |                                |  | No |
| SUPERIOR SERVICE GROUP LLC  | CONTRIBUTING<br>EMPLOYER |   |                                     |  |                                 |   |                                |  | No |
| SUPPLIED INDUSTRIAL SOLUTIONS INC   | CONTRIBUTING<br>EMPLOYER |   |                                     |  |                                 |   |                                |  | No |
| SUPREME GROUP   | CONTRIBUTING<br>EMPLOYER |   |                                     |  |                                 |   |                                |  | No |
| SUPREME RESTORATION SERVICES LTD  | CONTRIBUTING<br>EMPLOYER |   |                                     |  |                                 |   |                                |  | No |
| SURVANT ENTERPRISES LLC DBA SURVANT<br>HEATING & AIR CONDITIONING   | CONTRIBUTING<br>EMPLOYER |   |                                     |  |                                 |   |                                |  | No |

| Form 990, Schedule R, Part IV - Identification of Related Organizations Taxable as a Corporation or Trust |                          |   |                                     |  |                                 |   |                                |  |    |
|---|--------------------------|---|-------------------------------------|--|---------------------------------|---|--------------------------------|--|----|
| (a)<br>Name, address, and EIN of<br>related organization  | (b)<br>Primary activity  | (c)<br>Legal<br>domicile<br>(state or foreign<br>country) | (d)<br>Direct controlling<br>entity | (e)<br>Type of entity<br>(C corp, S corp,<br>or trust) | (f)<br>Share of total<br>income | (g)<br>Share of end-of-<br>year<br>assets | (h)<br>Percentage<br>ownership | (i)<br>Section 512<br>(b)(13)<br>controlled<br>entity? |    |
|   |                          |   |                                     |  |                                 |   |                                | Yes  | No |
| SVEE METALWORKS INC   | CONTRIBUTING<br>EMPLOYER |   |                                     |  |                                 |   |                                |  | No |
| SYCAMORE ENG  | CONTRIBUTING<br>EMPLOYER |   |                                     |  |                                 |   |                                |  | No |
| SYDNEY SHEET METAL INC  | CONTRIBUTING<br>EMPLOYER |   |                                     |  |                                 |   |                                |  | No |
| SYRACUSE SHEET METAL CO INC   | CONTRIBUTING<br>EMPLOYER |   |                                     |  |                                 |   |                                |  | No |
| SYSTEM AIRE INC   | CONTRIBUTING<br>EMPLOYER |   |                                     |  |                                 |   |                                |  | No |
| SYSTEMATIC TESTING & BAL LLC  | CONTRIBUTING<br>EMPLOYER |   |                                     |  |                                 |   |                                |  | No |
| SYSTEMS TESTING & ANALYSIS  | CONTRIBUTING<br>EMPLOYER |   |                                     |  |                                 |   |                                |  | No |
| T & B SERVICES LTD  | CONTRIBUTING<br>EMPLOYER |   |                                     |  |                                 |   |                                |  | No |
| T A CAID & SONS   | CONTRIBUTING<br>EMPLOYER |   |                                     |  |                                 |   |                                |  | No |
| T D TEST AND BALANCE INC  | CONTRIBUTING<br>EMPLOYER |   |                                     |  |                                 |   |                                |  | No |
| T F BECK COMPANY  | CONTRIBUTING<br>EMPLOYER |   |                                     |  |                                 |   |                                |  | No |
| T H B CO INC  | CONTRIBUTING<br>EMPLOYER |   |                                     |  |                                 |   |                                |  | No |
| T H MARTIN INC  | CONTRIBUTING<br>EMPLOYER |   |                                     |  |                                 |   |                                |  | No |
| T I S C ERECTORS  | CONTRIBUTING<br>EMPLOYER |   |                                     |  |                                 |   |                                |  | No |
| T K FOOD SERVICE INC  | CONTRIBUTING<br>EMPLOYER |   |                                     |  |                                 |   |                                |  | No |

| Form 990, Schedule R, Part IV - Identification of Related Organizations Taxable as a Corporation or Trust |                          |   |                                     |  |                                 |   |                                |  |    |
|---|--------------------------|---|-------------------------------------|--|---------------------------------|---|--------------------------------|--|----|
| (a)<br>Name, address, and EIN of<br>related organization  | (b)<br>Primary activity  | (c)<br>Legal<br>domicile<br>(state or foreign<br>country) | (d)<br>Direct controlling<br>entity | (e)<br>Type of entity<br>(C corp, S corp,<br>or trust) | (f)<br>Share of total<br>income | (g)<br>Share of end-of-<br>year<br>assets | (h)<br>Percentage<br>ownership | (i)<br>Section 512<br>(b)(13)<br>controlled<br>entity? |    |
|   |                          |   |                                     |  |                                 |   |                                | Yes  | No |
| T K S INDUSTRIAL CO   | CONTRIBUTING<br>EMPLOYER |   |                                     |  |                                 |   |                                |  | No |
| T LEMME INC DBA   | CONTRIBUTING<br>EMPLOYER |   |                                     |  |                                 |   |                                |  | No |
| T M I HOME WARRANTY   | CONTRIBUTING<br>EMPLOYER |   |                                     |  |                                 |   |                                |  | No |
| T M P MANUFACTURING CO INC  | CONTRIBUTING<br>EMPLOYER |   |                                     |  |                                 |   |                                |  | No |
| T M WEIR HEATING & COOLING  | CONTRIBUTING<br>EMPLOYER |   |                                     |  |                                 |   |                                |  | No |
| T TAKETA SHEET METAL  | CONTRIBUTING<br>EMPLOYER |   |                                     |  |                                 |   |                                |  | No |
| TAB SERVICES INC  | CONTRIBUTING<br>EMPLOYER |   |                                     |  |                                 |   |                                |  | No |
| TABLA MECHANICAL LLC  | CONTRIBUTING<br>EMPLOYER |   |                                     |  |                                 |   |                                |  | No |
| TACONIC HEATING & COOLING CORP  | CONTRIBUTING<br>EMPLOYER |   |                                     |  |                                 |   |                                |  | No |
| TANGENT AIR INC   | CONTRIBUTING<br>EMPLOYER |   |                                     |  |                                 |   |                                |  | No |
| TECH MECHANICAL INC   | CONTRIBUTING<br>EMPLOYER |   |                                     |  |                                 |   |                                |  | No |
| TECH SHEET METAL INC  | CONTRIBUTING<br>EMPLOYER |   |                                     |  |                                 |   |                                |  | No |
| TECHNICAL BALANCE   | CONTRIBUTING<br>EMPLOYER |   |                                     |  |                                 |   |                                |  | No |
| TECHNICO CONSTR SERV INC  | CONTRIBUTING<br>EMPLOYER |   |                                     |  |                                 |   |                                |  | No |
| TEDESCO HEATING & COOLING   | CONTRIBUTING<br>EMPLOYER |   |                                     |  |                                 |   |                                |  | No |



| Form 990, Schedule R, Part IV - Identification of Related Organizations Taxable as a Corporation or Trust |                          |   |                                     |  |                                 |   |                                |  |    |
|---|--------------------------|---|-------------------------------------|--|---------------------------------|---|--------------------------------|--|----|
| (a)<br>Name, address, and EIN of<br>related organization  | (b)<br>Primary activity  | (c)<br>Legal<br>domicile<br>(state or foreign<br>country) | (d)<br>Direct controlling<br>entity | (e)<br>Type of entity<br>(C corp, S corp,<br>or trust) | (f)<br>Share of total<br>income | (g)<br>Share of end-of-<br>year<br>assets | (h)<br>Percentage<br>ownership | (i)<br>Section 512<br>(b)(13)<br>controlled<br>entity? |    |
|   |                          |   |                                     |  |                                 |   |                                | Yes  | No |
| TEEL MECHANICAL SERVICE INC   | CONTRIBUTING<br>EMPLOYER |   |                                     |  |                                 |   |                                |  | No |
| TEKON-TECHNICAL CONSULTANTS INC   | CONTRIBUTING<br>EMPLOYER |   |                                     |  |                                 |   |                                |  | No |
| TEMA ROOFING SERVICES LLC   | CONTRIBUTING<br>EMPLOYER |   |                                     |  |                                 |   |                                |  | No |
| TEMP CONTROL MECHANICAL CORP DBA TCM  | CONTRIBUTING<br>EMPLOYER |   |                                     |  |                                 |   |                                |  | No |
| TEMPCO HEATING & AC CO  | CONTRIBUTING<br>EMPLOYER |   |                                     |  |                                 |   |                                |  | No |
| TEMPERATURE SERVICE CO INC  | CONTRIBUTING<br>EMPLOYER |   |                                     |  |                                 |   |                                |  | No |
| TEMPORARY LABOR SM WORKERS LLC  | CONTRIBUTING<br>EMPLOYER |   |                                     |  |                                 |   |                                |  | No |
| TEMPTEC MECHANICAL LLC  | CONTRIBUTING<br>EMPLOYER |   |                                     |  |                                 |   |                                |  | No |
| TENANT MECHANICAL INC   | CONTRIBUTING<br>EMPLOYER |   |                                     |  |                                 |   |                                |  | No |
| TENNESSEE SHEET METAL CO  | CONTRIBUTING<br>EMPLOYER |   |                                     |  |                                 |   |                                |  | No |
| TERRYS ROOFING & SHEET METAL  | CONTRIBUTING<br>EMPLOYER |   |                                     |  |                                 |   |                                |  | No |
| TESSENDORF MECHANICAL   | CONTRIBUTING<br>EMPLOYER |   |                                     |  |                                 |   |                                |  | No |
| TESSIERS INC  | CONTRIBUTING<br>EMPLOYER |   |                                     |  |                                 |   |                                |  | No |
| TEST & BALANCE CO OF THE OZARKS   | CONTRIBUTING<br>EMPLOYER |   |                                     |  |                                 |   |                                |  | No |
| TESTING & BALANCE SERVICES INC  | CONTRIBUTING<br>EMPLOYER |   |                                     |  |                                 |   |                                |  | No |

| Form 990, Schedule R, Part IV - Identification of Related Organizations Taxable as a Corporation or Trust |                          |   |                                     |  |                                 |   |                                |  |    |
|---|--------------------------|---|-------------------------------------|--|---------------------------------|---|--------------------------------|--|----|
| (a)<br>Name, address, and EIN of<br>related organization  | (b)<br>Primary activity  | (c)<br>Legal<br>domicile<br>(state or foreign<br>country) | (d)<br>Direct controlling<br>entity | (e)<br>Type of entity<br>(C corp, S corp,<br>or trust) | (f)<br>Share of total<br>income | (g)<br>Share of end-of-<br>year<br>assets | (h)<br>Percentage<br>ownership | (i)<br>Section 512<br>(b)(13)<br>controlled<br>entity? |    |
|   |                          |   |                                     |  |                                 |   |                                | Yes  | No |
| TEXAS CHILLER SYSTEMS LLC   | CONTRIBUTING<br>EMPLOYER |   |                                     |  |                                 |   |                                |  | No |
| TEZEL & COTTER & AC CO  | CONTRIBUTING<br>EMPLOYER |   |                                     |  |                                 |   |                                |  | No |
| THE BABCOCK & WILCOX CONSTRUCTION CO  | CONTRIBUTING<br>EMPLOYER |   |                                     |  |                                 |   |                                |  | No |
| THE CHEVIOT CORP  | CONTRIBUTING<br>EMPLOYER |   |                                     |  |                                 |   |                                |  | No |
| THE ELLIS COMPANY LLC   | CONTRIBUTING<br>EMPLOYER |   |                                     |  |                                 |   |                                |  | No |
| THE JAMAR COMPANY   | CONTRIBUTING<br>EMPLOYER |   |                                     |  |                                 |   |                                |  | No |
| THE JOBIN ORGANIZATION INC  | CONTRIBUTING<br>EMPLOYER |   |                                     |  |                                 |   |                                |  | No |
| THE K COMPANY INC   | CONTRIBUTING<br>EMPLOYER |   |                                     |  |                                 |   |                                |  | No |
| THE URBAN GROUP LTD   | CONTRIBUTING<br>EMPLOYER |   |                                     |  |                                 |   |                                |  | No |
| THE WALDINGER CORP  | CONTRIBUTING<br>EMPLOYER |   |                                     |  |                                 |   |                                |  | No |
| THELEN HEATING & ROOFING  | CONTRIBUTING<br>EMPLOYER |   |                                     |  |                                 |   |                                |  | No |
| THEMIS CHIMNEY INC  | CONTRIBUTING<br>EMPLOYER |   |                                     |  |                                 |   |                                |  | No |
| THERM FLO INC   | CONTRIBUTING<br>EMPLOYER |   |                                     |  |                                 |   |                                |  | No |
| THERMA HOLDINGS LLC   | CONTRIBUTING<br>EMPLOYER |   |                                     |  |                                 |   |                                |  | No |
| THERMAL AIR CONDITIONING INC  | CONTRIBUTING<br>EMPLOYER |   |                                     |  |                                 |   |                                |  | No |

| Form 990, Schedule R, Part IV - Identification of Related Organizations Taxable as a Corporation or Trust |                          |   |                                     |  |                                 |   |                                |  |    |
|---|--------------------------|---|-------------------------------------|--|---------------------------------|---|--------------------------------|--|----|
| (a)<br>Name, address, and EIN of<br>related organization  | (b)<br>Primary activity  | (c)<br>Legal<br>domicile<br>(state or foreign<br>country) | (d)<br>Direct controlling<br>entity | (e)<br>Type of entity<br>(C corp, S corp,<br>or trust) | (f)<br>Share of total<br>income | (g)<br>Share of end-of-<br>year<br>assets | (h)<br>Percentage<br>ownership | (i)<br>Section 512<br>(b)(13)<br>controlled<br>entity? |    |
|   |                          |   |                                     |  |                                 |   |                                | Yes  | No |
| THERMAL SOLUTIONS INC   | CONTRIBUTING<br>EMPLOYER |   |                                     |  |                                 |   |                                |  | No |
| THERMAL THINKERS INC  | CONTRIBUTING<br>EMPLOYER |   |                                     |  |                                 |   |                                |  | No |
| THERMO TECH MECHANICAL INC  | CONTRIBUTING<br>EMPLOYER |   |                                     |  |                                 |   |                                |  | No |
| THOMAS COMPANY INC  | CONTRIBUTING<br>EMPLOYER |   |                                     |  |                                 |   |                                |  | No |
| THOMAS YOUNG ASSOC  | CONTRIBUTING<br>EMPLOYER |   |                                     |  |                                 |   |                                |  | No |
| TIM FORCE TIN SHOP INC  | CONTRIBUTING<br>EMPLOYER |   |                                     |  |                                 |   |                                |  | No |
| TIMBIL MECHANICAL LLC   | CONTRIBUTING<br>EMPLOYER |   |                                     |  |                                 |   |                                |  | No |
| TINWORKS INC  | CONTRIBUTING<br>EMPLOYER |   |                                     |  |                                 |   |                                |  | No |
| TITAN ROOFING INC   | CONTRIBUTING<br>EMPLOYER |   |                                     |  |                                 |   |                                |  | No |
| TLC INSTALLATIONS LLC   | CONTRIBUTING<br>EMPLOYER |   |                                     |  |                                 |   |                                |  | No |
| TNT MATERIALS OF NEW JERSEY INC   | CONTRIBUTING<br>EMPLOYER |   |                                     |  |                                 |   |                                |  | No |
| TNT SHEET METAL INC   | CONTRIBUTING<br>EMPLOYER |   |                                     |  |                                 |   |                                |  | No |
| TNT SYSTEM SOLUTIONS INC  | CONTRIBUTING<br>EMPLOYER |   |                                     |  |                                 |   |                                |  | No |
| TOLIN MECH SYSTEMS CO   | CONTRIBUTING<br>EMPLOYER |   |                                     |  |                                 |   |                                |  | No |
| TOMCO MECHANICAL CORP   | CONTRIBUTING<br>EMPLOYER |   |                                     |  |                                 |   |                                |  | No |

| Form 990, Schedule R, Part IV - Identification of Related Organizations Taxable as a Corporation or Trust |                          |   |                                     |  |                                 |   |                                |  |    |
|---|--------------------------|---|-------------------------------------|--|---------------------------------|---|--------------------------------|--|----|
| (a)<br>Name, address, and EIN of<br>related organization  | (b)<br>Primary activity  | (c)<br>Legal<br>domicile<br>(state or foreign<br>country) | (d)<br>Direct controlling<br>entity | (e)<br>Type of entity<br>(C corp, S corp,<br>or trust) | (f)<br>Share of total<br>income | (g)<br>Share of end-of-<br>year<br>assets | (h)<br>Percentage<br>ownership | (i)<br>Section 512<br>(b)(13)<br>controlled<br>entity? |    |
|   |                          |   |                                     |  |                                 |   |                                | Yes  | No |
| TONN & BLANK CONSTRUCTION LLC   | CONTRIBUTING<br>EMPLOYER |   |                                     |  |                                 |   |                                |  | No |
| TOP NOTCH SHEET METAL INC   | CONTRIBUTING<br>EMPLOYER |   |                                     |  |                                 |   |                                |  | No |
| TOP QUALITY ROOFING   | CONTRIBUTING<br>EMPLOYER |   |                                     |  |                                 |   |                                |  | No |
| TORAL WELDING   | CONTRIBUTING<br>EMPLOYER |   |                                     |  |                                 |   |                                |  | No |
| TOTAL BALANCE INC   | CONTRIBUTING<br>EMPLOYER |   |                                     |  |                                 |   |                                |  | No |
| TOTAL MAINTENANCE INC   | CONTRIBUTING<br>EMPLOYER |   |                                     |  |                                 |   |                                |  | No |
| TOTAL MECHANICAL INC  | CONTRIBUTING<br>EMPLOYER |   |                                     |  |                                 |   |                                |  | No |
| TOTAL MECHANICAL SERV CO INC  | CONTRIBUTING<br>EMPLOYER |   |                                     |  |                                 |   |                                |  | No |
| TOWN & COUNTRY SM   | CONTRIBUTING<br>EMPLOYER |   |                                     |  |                                 |   |                                |  | No |
| TRADE-MARK INDUSTRIAL LLC   | CONTRIBUTING<br>EMPLOYER |   |                                     |  |                                 |   |                                |  | No |
| TRAUTMAN & SHREVE INC   | CONTRIBUTING<br>EMPLOYER |   |                                     |  |                                 |   |                                |  | No |
| TRAVERSE BAY ROOFING CO   | CONTRIBUTING<br>EMPLOYER |   |                                     |  |                                 |   |                                |  | No |
| TRI CITY SHEET METAL  | CONTRIBUTING<br>EMPLOYER |   |                                     |  |                                 |   |                                |  | No |
| TRI COR MECHANICAL LLC  | CONTRIBUTING<br>EMPLOYER |   |                                     |  |                                 |   |                                |  | No |
| TRI COUNTY MECHANICAL   | CONTRIBUTING<br>EMPLOYER |   |                                     |  |                                 |   |                                |  | No |

| Form 990, Schedule R, Part IV - Identification of Related Organizations Taxable as a Corporation or Trust |                          |   |                                     |  |                                 |   |                                |  |    |
|---|--------------------------|---|-------------------------------------|--|---------------------------------|---|--------------------------------|--|----|
| (a)<br>Name, address, and EIN of<br>related organization  | (b)<br>Primary activity  | (c)<br>Legal<br>domicile<br>(state or foreign<br>country) | (d)<br>Direct controlling<br>entity | (e)<br>Type of entity<br>(C corp, S corp,<br>or trust) | (f)<br>Share of total<br>income | (g)<br>Share of end-of-<br>year<br>assets | (h)<br>Percentage<br>ownership | (i)<br>Section 512<br>(b)(13)<br>controlled<br>entity? |    |
|   |                          |   |                                     |  |                                 |   |                                | Yes  | No |
| TRI STAR SHEET METAL CO   | CONTRIBUTING<br>EMPLOYER |   |                                     |  |                                 |   |                                |  | No |
| TRI STATE METAL ERECTORS CORP   | CONTRIBUTING<br>EMPLOYER |   |                                     |  |                                 |   |                                |  | No |
| TRI STATE ROOFING & SHEET METAL CO  | CONTRIBUTING<br>EMPLOYER |   |                                     |  |                                 |   |                                |  | No |
| TRI STATE ROOFING & SM  | CONTRIBUTING<br>EMPLOYER |   |                                     |  |                                 |   |                                |  | No |
| TRI STATE ROOFING & SM CO   | CONTRIBUTING<br>EMPLOYER |   |                                     |  |                                 |   |                                |  | No |
| TRI STATE SHEET METAL INC   | CONTRIBUTING<br>EMPLOYER |   |                                     |  |                                 |   |                                |  | No |
| TRI STATE SKYLITE INC   | CONTRIBUTING<br>EMPLOYER |   |                                     |  |                                 |   |                                |  | No |
| TRIANGLE ENTERPRISES INC  | CONTRIBUTING<br>EMPLOYER |   |                                     |  |                                 |   |                                |  | No |
| TRIANGLE MECHANICAL SERVICES  | CONTRIBUTING<br>EMPLOYER |   |                                     |  |                                 |   |                                |  | No |
| TRIANGLE METALS INC   | CONTRIBUTING<br>EMPLOYER |   |                                     |  |                                 |   |                                |  | No |
| TRI-CITY REFRIGERATION HEATING &<br>COOLING   | CONTRIBUTING<br>EMPLOYER |   |                                     |  |                                 |   |                                |  | No |
| TRICO MECHANICAL INC  | CONTRIBUTING<br>EMPLOYER |   |                                     |  |                                 |   |                                |  | No |
| TRINITY GROUP INC   | CONTRIBUTING<br>EMPLOYER |   |                                     |  |                                 |   |                                |  | No |
| TRIPLE S AIR SYSTEMS INC  | CONTRIBUTING<br>EMPLOYER |   |                                     |  |                                 |   |                                |  | No |
| TROEGER METAL WORKS LLC   | CONTRIBUTING<br>EMPLOYER |   |                                     |  |                                 |   |                                |  | No |

| Form 990, Schedule R, Part IV - Identification of Related Organizations Taxable as a Corporation or Trust |                          |   |                                     |  |                                 |   |                                |  |    |
|---|--------------------------|---|-------------------------------------|--|---------------------------------|---|--------------------------------|--|----|
| (a)<br>Name, address, and EIN of<br>related organization  | (b)<br>Primary activity  | (c)<br>Legal<br>domicile<br>(state or foreign<br>country) | (d)<br>Direct controlling<br>entity | (e)<br>Type of entity<br>(C corp, S corp,<br>or trust) | (f)<br>Share of total<br>income | (g)<br>Share of end-of-<br>year<br>assets | (h)<br>Percentage<br>ownership | (i)<br>Section 512<br>(b)(13)<br>controlled<br>entity? |    |
|   |                          |   |                                     |  |                                 |   |                                | Yes  | No |
| TRU SHEET METAL INC   | CONTRIBUTING<br>EMPLOYER |   |                                     |  |                                 |   |                                |  | No |
| TRUEFLOW TESTING & BALANCING LLC  | CONTRIBUTING<br>EMPLOYER |   |                                     |  |                                 |   |                                |  | No |
| TUCKER HEATING & AC   | CONTRIBUTING<br>EMPLOYER |   |                                     |  |                                 |   |                                |  | No |
| TURNER MECHANICAL SERVICES INC  | CONTRIBUTING<br>EMPLOYER |   |                                     |  |                                 |   |                                |  | No |
| TURNER SHEET METAL  | CONTRIBUTING<br>EMPLOYER |   |                                     |  |                                 |   |                                |  | No |
| TUSCHALL ENGINEERING  | CONTRIBUTING<br>EMPLOYER |   |                                     |  |                                 |   |                                |  | No |
| TWEET GAROT MECH INC  | CONTRIBUTING<br>EMPLOYER |   |                                     |  |                                 |   |                                |  | No |
| U & I MECHANICAL CORPORATION  | CONTRIBUTING<br>EMPLOYER |   |                                     |  |                                 |   |                                |  | No |
| U S CHUTES CORP   | CONTRIBUTING<br>EMPLOYER |   |                                     |  |                                 |   |                                |  | No |
| U S ENGINEERING CO  | CONTRIBUTING<br>EMPLOYER |   |                                     |  |                                 |   |                                |  | No |
| U S SHEET METAL INC   | CONTRIBUTING<br>EMPLOYER |   |                                     |  |                                 |   |                                |  | No |
| U S TEST & BALANCE CORP   | CONTRIBUTING<br>EMPLOYER |   |                                     |  |                                 |   |                                |  | No |
| ULTIMATE COMFORT CONTROL  | CONTRIBUTING<br>EMPLOYER |   |                                     |  |                                 |   |                                |  | No |
| UNIFAB INDUSTRIES LLC   | CONTRIBUTING<br>EMPLOYER |   |                                     |  |                                 |   |                                |  | No |
| UNION TANK ERECTION INC   | CONTRIBUTING<br>EMPLOYER |   |                                     |  |                                 |   |                                |  | No |

| Form 990, Schedule R, Part IV - Identification of Related Organizations Taxable as a Corporation or Trust |                          |   |                                     |  |                                 |   |                                |  |    |
|---|--------------------------|---|-------------------------------------|--|---------------------------------|---|--------------------------------|--|----|
| (a)<br>Name, address, and EIN of<br>related organization  | (b)<br>Primary activity  | (c)<br>Legal<br>domicile<br>(state or foreign<br>country) | (d)<br>Direct controlling<br>entity | (e)<br>Type of entity<br>(C corp, S corp,<br>or trust) | (f)<br>Share of total<br>income | (g)<br>Share of end-of-<br>year<br>assets | (h)<br>Percentage<br>ownership | (i)<br>Section 512<br>(b)(13)<br>controlled<br>entity? |    |
|   |                          |   |                                     |  |                                 |   |                                | Yes  | No |
| UNIQUE DUCT DESIGN CORP   | CONTRIBUTING<br>EMPLOYER |   |                                     |  |                                 |   |                                |  | No |
| UNIQUE METAL WORKS LLC  | CONTRIBUTING<br>EMPLOYER |   |                                     |  |                                 |   |                                |  | No |
| UNITED AIR WORKS INC  | CONTRIBUTING<br>EMPLOYER |   |                                     |  |                                 |   |                                |  | No |
| UNITED BUILDING & ENERGY SERVICES   | CONTRIBUTING<br>EMPLOYER |   |                                     |  |                                 |   |                                |  | No |
| UNITED CONSTRUCTION CO INC  | CONTRIBUTING<br>EMPLOYER |   |                                     |  |                                 |   |                                |  | No |
| UNITED CONTRACTORS INC  | CONTRIBUTING<br>EMPLOYER |   |                                     |  |                                 |   |                                |  | No |
| UNITED HVAC COMPANY INC   | CONTRIBUTING<br>EMPLOYER |   |                                     |  |                                 |   |                                |  | No |
| UNITED MECHANICAL CONTR INC   | CONTRIBUTING<br>EMPLOYER |   |                                     |  |                                 |   |                                |  | No |
| UNITED ROOFING & SHEET METAL INC  | CONTRIBUTING<br>EMPLOYER |   |                                     |  |                                 |   |                                |  | No |
| UNITED SHEET METAL  | CONTRIBUTING<br>EMPLOYER |   |                                     |  |                                 |   |                                |  | No |
| UNITED TEST AND BALANCE LLC   | CONTRIBUTING<br>EMPLOYER |   |                                     |  |                                 |   |                                |  | No |
| UNIVERSAL AIR INC   | CONTRIBUTING<br>EMPLOYER |   |                                     |  |                                 |   |                                |  | No |
| UNIVERSAL CLIMATE CONTROL INC   | CONTRIBUTING<br>EMPLOYER |   |                                     |  |                                 |   |                                |  | No |
| UNIVERSAL HEATING & AIR CONDITIONING<br>INC   | CONTRIBUTING<br>EMPLOYER |   |                                     |  |                                 |   |                                |  | No |
| UNIVERSAL WALL SYSTEMS INC  | CONTRIBUTING<br>EMPLOYER |   |                                     |  |                                 |   |                                |  | No |

| Form 990, Schedule R, Part IV - Identification of Related Organizations Taxable as a Corporation or Trust |                          |   |                                     |  |                                 |   |                                |  |    |
|---|--------------------------|---|-------------------------------------|--|---------------------------------|---|--------------------------------|--|----|
| (a)<br>Name, address, and EIN of<br>related organization  | (b)<br>Primary activity  | (c)<br>Legal<br>domicile<br>(state or foreign<br>country) | (d)<br>Direct controlling<br>entity | (e)<br>Type of entity<br>(C corp, S corp,<br>or trust) | (f)<br>Share of total<br>income | (g)<br>Share of end-of-<br>year<br>assets | (h)<br>Percentage<br>ownership | (i)<br>Section 512<br>(b)(13)<br>controlled<br>entity? |    |
|   |                          |   |                                     |  |                                 |   |                                | Yes  | No |
| UNIVERSITY MECHANICAL   | CONTRIBUTING<br>EMPLOYER |   |                                     |  |                                 |   |                                |  | No |
| UNIVERSITY OF PITTSBURGH  | CONTRIBUTING<br>EMPLOYER |   |                                     |  |                                 |   |                                |  | No |
| URBAN SIGN & CRANE INC  | CONTRIBUTING<br>EMPLOYER |   |                                     |  |                                 |   |                                |  | No |
| URS ENERGY & CONSTRUCTION INC   | CONTRIBUTING<br>EMPLOYER |   |                                     |  |                                 |   |                                |  | No |
| USA ROOFING CO CORP   | CONTRIBUTING<br>EMPLOYER |   |                                     |  |                                 |   |                                |  | No |
| UTOPIA CONSTRUCTION & NY CORP   | CONTRIBUTING<br>EMPLOYER |   |                                     |  |                                 |   |                                |  | No |
| VALLEY MECHANICAL INC   | CONTRIBUTING<br>EMPLOYER |   |                                     |  |                                 |   |                                |  | No |
| VALLEY TESTING & BALANCING  | CONTRIBUTING<br>EMPLOYER |   |                                     |  |                                 |   |                                |  | No |
| VAL'S PLUMBING & HEATING  | CONTRIBUTING<br>EMPLOYER |   |                                     |  |                                 |   |                                |  | No |
| VALUEPRO MECHANICAL   | CONTRIBUTING<br>EMPLOYER |   |                                     |  |                                 |   |                                |  | No |
| VAMCO SHEET METAL INC   | CONTRIBUTING<br>EMPLOYER |   |                                     |  |                                 |   |                                |  | No |
| VANS INDUSTRIAL INC   | CONTRIBUTING<br>EMPLOYER |   |                                     |  |                                 |   |                                |  | No |
| VAUGHAN ROOFING & SHEET METAL   | CONTRIBUTING<br>EMPLOYER |   |                                     |  |                                 |   |                                |  | No |
| VBI LLC   | CONTRIBUTING<br>EMPLOYER |   |                                     |  |                                 |   |                                |  | No |
| VECTOR FOILTEC LLC  | CONTRIBUTING<br>EMPLOYER |   |                                     |  |                                 |   |                                |  | No |



| Form 990, Schedule R, Part IV - Identification of Related Organizations Taxable as a Corporation or Trust |                          |   |                                     |  |                                 |   |                                |  |    |
|---|--------------------------|---|-------------------------------------|--|---------------------------------|---|--------------------------------|--|----|
| (a)<br>Name, address, and EIN of<br>related organization  | (b)<br>Primary activity  | (c)<br>Legal<br>domicile<br>(state or foreign<br>country) | (d)<br>Direct controlling<br>entity | (e)<br>Type of entity<br>(C corp, S corp,<br>or trust) | (f)<br>Share of total<br>income | (g)<br>Share of end-of-<br>year<br>assets | (h)<br>Percentage<br>ownership | (i)<br>Section 512<br>(b)(13)<br>controlled<br>entity? |    |
|   |                          |   |                                     |  |                                 |   |                                | Yes  | No |
| VENDOME COPPER & BRASS INC  | CONTRIBUTING<br>EMPLOYER |   |                                     |  |                                 |   |                                |  | No |
| VERDEGAAL HEATING INC   | CONTRIBUTING<br>EMPLOYER |   |                                     |  |                                 |   |                                |  | No |
| VERGES CONSULTANTS INC  | CONTRIBUTING<br>EMPLOYER |   |                                     |  |                                 |   |                                |  | No |
| VERSATILE FABRICATION   | CONTRIBUTING<br>EMPLOYER |   |                                     |  |                                 |   |                                |  | No |
| VICKERS METAL WORKS   | CONTRIBUTING<br>EMPLOYER |   |                                     |  |                                 |   |                                |  | No |
| VIDIMOS INC   | CONTRIBUTING<br>EMPLOYER |   |                                     |  |                                 |   |                                |  | No |
| VIKING INDUSTRIAL   | CONTRIBUTING<br>EMPLOYER |   |                                     |  |                                 |   |                                |  | No |
| VISION AIR HVAC INC   | CONTRIBUTING<br>EMPLOYER |   |                                     |  |                                 |   |                                |  | No |
| VOGEL SHEET METAL & HEATING CO  | CONTRIBUTING<br>EMPLOYER |   |                                     |  |                                 |   |                                |  | No |
| VOGTS HEATING & AIR   | CONTRIBUTING<br>EMPLOYER |   |                                     |  |                                 |   |                                |  | No |
| VULCAN INDUSTRIAL CONTRACTORS   | CONTRIBUTING<br>EMPLOYER |   |                                     |  |                                 |   |                                |  | No |
| W D F INC   | CONTRIBUTING<br>EMPLOYER |   |                                     |  |                                 |   |                                |  | No |
| W G TOMKO INC   | CONTRIBUTING<br>EMPLOYER |   |                                     |  |                                 |   |                                |  | No |
| W J ONEIL COMPANY   | CONTRIBUTING<br>EMPLOYER |   |                                     |  |                                 |   |                                |  | No |
| W O BLACKSTONE CO   | CONTRIBUTING<br>EMPLOYER |   |                                     |  |                                 |   |                                |  | No |

| Form 990, Schedule R, Part IV - Identification of Related Organizations Taxable as a Corporation or Trust |                          |   |                                     |  |                                 |   |                                |  |    |
|---|--------------------------|---|-------------------------------------|--|---------------------------------|---|--------------------------------|--|----|
| (a)<br>Name, address, and EIN of<br>related organization  | (b)<br>Primary activity  | (c)<br>Legal<br>domicile<br>(state or foreign<br>country) | (d)<br>Direct controlling<br>entity | (e)<br>Type of entity<br>(C corp, S corp,<br>or trust) | (f)<br>Share of total<br>income | (g)<br>Share of end-of-<br>year<br>assets | (h)<br>Percentage<br>ownership | (i)<br>Section 512<br>(b)(13)<br>controlled<br>entity? |    |
|   |                          |   |                                     |  |                                 |   |                                | Yes  | No |
| W R DRAKE CO  | CONTRIBUTING<br>EMPLOYER |   |                                     |  |                                 |   |                                |  | No |
| W S M INC   | CONTRIBUTING<br>EMPLOYER |   |                                     |  |                                 |   |                                |  | No |
| W W GAY MECHANICAL INC  | CONTRIBUTING<br>EMPLOYER |   |                                     |  |                                 |   |                                |  | No |
| WACHS TECHNICAL SERVICES LTD  | CONTRIBUTING<br>EMPLOYER |   |                                     |  |                                 |   |                                |  | No |
| WALKER COMPOSITES INC   | CONTRIBUTING<br>EMPLOYER |   |                                     |  |                                 |   |                                |  | No |
| WALKER J WALKER INC   | CONTRIBUTING<br>EMPLOYER |   |                                     |  |                                 |   |                                |  | No |
| WALLCO INSTALLATIONS LLC  | CONTRIBUTING<br>EMPLOYER |   |                                     |  |                                 |   |                                |  | No |
| WALRATH HEATING & AC CO   | CONTRIBUTING<br>EMPLOYER |   |                                     |  |                                 |   |                                |  | No |
| WALSH INSULATION SERVICES INC   | CONTRIBUTING<br>EMPLOYER |   |                                     |  |                                 |   |                                |  | No |
| WALSH MECHANICAL CONTRACTORS  | CONTRIBUTING<br>EMPLOYER |   |                                     |  |                                 |   |                                |  | No |
| WALSH SHEET METAL   | CONTRIBUTING<br>EMPLOYER |   |                                     |  |                                 |   |                                |  | No |
| WALTER N YODER & SONS INC   | CONTRIBUTING<br>EMPLOYER |   |                                     |  |                                 |   |                                |  | No |
| WALTERS METAL FABRICATION INC   | CONTRIBUTING<br>EMPLOYER |   |                                     |  |                                 |   |                                |  | No |
| WALTZ HOLST BLOW PIPE   | CONTRIBUTING<br>EMPLOYER |   |                                     |  |                                 |   |                                |  | No |
| WARD ENGINEERING CO   | CONTRIBUTING<br>EMPLOYER |   |                                     |  |                                 |   |                                |  | No |

| Form 990, Schedule R, Part IV - Identification of Related Organizations Taxable as a Corporation or Trust |                          |   |                                     |  |                                 |   |                                |  |    |
|---|--------------------------|---|-------------------------------------|--|---------------------------------|---|--------------------------------|--|----|
| (a)<br>Name, address, and EIN of<br>related organization  | (b)<br>Primary activity  | (c)<br>Legal<br>domicile<br>(state or foreign<br>country) | (d)<br>Direct controlling<br>entity | (e)<br>Type of entity<br>(C corp, S corp,<br>or trust) | (f)<br>Share of total<br>income | (g)<br>Share of end-of-<br>year<br>assets | (h)<br>Percentage<br>ownership | (i)<br>Section 512<br>(b)(13)<br>controlled<br>entity? |    |
|   |                          |   |                                     |  |                                 |   |                                | Yes  | No |
| WAREHOUSE DESIGN INC  | CONTRIBUTING<br>EMPLOYER |   |                                     |  |                                 |   |                                |  | No |
| WAREHOUSE STORE FIXTURE CO INC  | CONTRIBUTING<br>EMPLOYER |   |                                     |  |                                 |   |                                |  | No |
| WATER CONTROL ROOFING   | CONTRIBUTING<br>EMPLOYER |   |                                     |  |                                 |   |                                |  | No |
| WATKINS ROOFING INC   | CONTRIBUTING<br>EMPLOYER |   |                                     |  |                                 |   |                                |  | No |
| WBE SHEET METAL INC   | CONTRIBUTING<br>EMPLOYER |   |                                     |  |                                 |   |                                |  | No |
| WEICKERT SHEET METAL  | CONTRIBUTING<br>EMPLOYER |   |                                     |  |                                 |   |                                |  | No |
| WELKIN MECHANICAL LLC   | CONTRIBUTING<br>EMPLOYER |   |                                     |  |                                 |   |                                |  | No |
| WELSCH HEATING & COOLING CO   | CONTRIBUTING<br>EMPLOYER |   |                                     |  |                                 |   |                                |  | No |
| WENDLING SHEET METAL  | CONTRIBUTING<br>EMPLOYER |   |                                     |  |                                 |   |                                |  | No |
| WENIG CORP ENCLOSURE THE  | CONTRIBUTING<br>EMPLOYER |   |                                     |  |                                 |   |                                |  | No |
| WEST BAY SHEET METAL  | CONTRIBUTING<br>EMPLOYER |   |                                     |  |                                 |   |                                |  | No |
| WESTERN BLOWPIPE INC  | CONTRIBUTING<br>EMPLOYER |   |                                     |  |                                 |   |                                |  | No |
| WESTRIDGE MECHANICAL  | CONTRIBUTING<br>EMPLOYER |   |                                     |  |                                 |   |                                |  | No |
| WESTSIDE MECH DESIGNBUILD   | CONTRIBUTING<br>EMPLOYER |   |                                     |  |                                 |   |                                |  | No |
| WESTSIDE MECH LLC   | CONTRIBUTING<br>EMPLOYER |   |                                     |  |                                 |   |                                |  | No |

| Form 990, Schedule R, Part IV - Identification of Related Organizations Taxable as a Corporation or Trust |                          |   |                                     |  |                                 |   |                                |  |    |
|---|--------------------------|---|-------------------------------------|--|---------------------------------|---|--------------------------------|--|----|
| (a)<br>Name, address, and EIN of<br>related organization  | (b)<br>Primary activity  | (c)<br>Legal<br>domicile<br>(state or foreign<br>country) | (d)<br>Direct controlling<br>entity | (e)<br>Type of entity<br>(C corp, S corp,<br>or trust) | (f)<br>Share of total<br>income | (g)<br>Share of end-of-<br>year<br>assets | (h)<br>Percentage<br>ownership | (i)<br>Section 512<br>(b)(13)<br>controlled<br>entity? |    |
|   |                          |   |                                     |  |                                 |   |                                | Yes  | No |
| WESTSIDE TEST & BALANCE INC   | CONTRIBUTING<br>EMPLOYER |   |                                     |  |                                 |   |                                |  | No |
| WESTWIND MECHANICAL INC   | CONTRIBUTING<br>EMPLOYER |   |                                     |  |                                 |   |                                |  | No |
| WHITED BROTHERS INC   | CONTRIBUTING<br>EMPLOYER |   |                                     |  |                                 |   |                                |  | No |
| WIEGMANN & ASSOCIATES INC   | CONTRIBUTING<br>EMPLOYER |   |                                     |  |                                 |   |                                |  | No |
| WIERSGALLA COMPANY INC  | CONTRIBUTING<br>EMPLOYER |   |                                     |  |                                 |   |                                |  | No |
| WIESBROOK SHEET METAL   | CONTRIBUTING<br>EMPLOYER |   |                                     |  |                                 |   |                                |  | No |
| WILLCO SALES  | CONTRIBUTING<br>EMPLOYER |   |                                     |  |                                 |   |                                |  | No |
| WILLIAM F LYNCH CO  | CONTRIBUTING<br>EMPLOYER |   |                                     |  |                                 |   |                                |  | No |
| WILLIAMS MECHANICAL   | CONTRIBUTING<br>EMPLOYER |   |                                     |  |                                 |   |                                |  | No |
| WILLIAMS PLANT SERVICES LLC   | CONTRIBUTING<br>EMPLOYER |   |                                     |  |                                 |   |                                |  | No |
| WILSON SERVICES INC   | CONTRIBUTING<br>EMPLOYER |   |                                     |  |                                 |   |                                |  | No |
| WINDY CITY STEEL CONSTR INC   | CONTRIBUTING<br>EMPLOYER |   |                                     |  |                                 |   |                                |  | No |
| WINGER CONTRACTING CO   | CONTRIBUTING<br>EMPLOYER |   |                                     |  |                                 |   |                                |  | No |
| WINGS TESTING AND BALANCING   | CONTRIBUTING<br>EMPLOYER |   |                                     |  |                                 |   |                                |  | No |
| WINONOA HEATING & VENTILATING CO INC  | CONTRIBUTING<br>EMPLOYER |   |                                     |  |                                 |   |                                |  | No |

| Form 990, Schedule R, Part IV - Identification of Related Organizations Taxable as a Corporation or Trust |                          |   |                                     |  |                                 |   |                                |  |    |
|---|--------------------------|---|-------------------------------------|--|---------------------------------|---|--------------------------------|--|----|
| (a)<br>Name, address, and EIN of<br>related organization  | (b)<br>Primary activity  | (c)<br>Legal<br>domicile<br>(state or foreign<br>country) | (d)<br>Direct controlling<br>entity | (e)<br>Type of entity<br>(C corp, S corp,<br>or trust) | (f)<br>Share of total<br>income | (g)<br>Share of end-of-<br>year<br>assets | (h)<br>Percentage<br>ownership | (i)<br>Section 512<br>(b)(13)<br>controlled<br>entity? |    |
|   |                          |   |                                     |  |                                 |   |                                | Yes  | No |
| WISCONSIN MECHANICAL SOLUTIONS INC  | CONTRIBUTING<br>EMPLOYER |   |                                     |  |                                 |   |                                |  | No |
| WM FLOYD COMPANY  | CONTRIBUTING<br>EMPLOYER |   |                                     |  |                                 |   |                                |  | No |
| WM MASTERS INC  | CONTRIBUTING<br>EMPLOYER |   |                                     |  |                                 |   |                                |  | No |
| WMC MECHANICAL INC  | CONTRIBUTING<br>EMPLOYER |   |                                     |  |                                 |   |                                |  | No |
| WOLF METALS INC   | CONTRIBUTING<br>EMPLOYER |   |                                     |  |                                 |   |                                |  | No |
| WOLKOW BRAKER RFG   | CONTRIBUTING<br>EMPLOYER |   |                                     |  |                                 |   |                                |  | No |
| WORCESTER AC CO INC   | CONTRIBUTING<br>EMPLOYER |   |                                     |  |                                 |   |                                |  | No |
| WUN-CALL LLC  | CONTRIBUTING<br>EMPLOYER |   |                                     |  |                                 |   |                                |  | No |
| WV SMW JATP   | CONTRIBUTING<br>EMPLOYER |   |                                     |  |                                 |   |                                |  | No |
| XENOMAX LTD   | CONTRIBUTING<br>EMPLOYER |   |                                     |  |                                 |   |                                |  | No |
| XYZ SHEET METAL INC   | CONTRIBUTING<br>EMPLOYER |   |                                     |  |                                 |   |                                |  | No |
| Y FAB LLC   | CONTRIBUTING<br>EMPLOYER |   |                                     |  |                                 |   |                                |  | No |
| Y M C INCORPORATED  | CONTRIBUTING<br>EMPLOYER |   |                                     |  |                                 |   |                                |  | No |
| YANIA & FANELLY INC   | CONTRIBUTING<br>EMPLOYER |   |                                     |  |                                 |   |                                |  | No |
| YANKEE SHEET METAL CO   | CONTRIBUTING<br>EMPLOYER |   |                                     |  |                                 |   |                                |  | No |

| Form 990, Schedule R, Part IV - Identification of Related Organizations Taxable as a Corporation or Trust |                          |   |                                     |  |                                 |   |                                |  |    |
|---|--------------------------|---|-------------------------------------|--|---------------------------------|---|--------------------------------|--|----|
| (a)<br>Name, address, and EIN of<br>related organization  | (b)<br>Primary activity  | (c)<br>Legal<br>domicile<br>(state or foreign<br>country) | (d)<br>Direct controlling<br>entity | (e)<br>Type of entity<br>(C corp, S corp,<br>or trust) | (f)<br>Share of total<br>income | (g)<br>Share of end-of-<br>year<br>assets | (h)<br>Percentage<br>ownership | (i)<br>Section 512<br>(b)(13)<br>controlled<br>entity? |    |
|   |                          |   |                                     |  |                                 |   |                                | Yes  | No |
| YANUZZI INC   | CONTRIBUTING<br>EMPLOYER |   |                                     |  |                                 |   |                                |  | No |
| YEAGER SHEET METAL  | CONTRIBUTING<br>EMPLOYER |   |                                     |  |                                 |   |                                |  | No |
| YEAROUT SUPPORT SERVICES LLC  | CONTRIBUTING<br>EMPLOYER |   |                                     |  |                                 |   |                                |  | No |
| YENDOR INC DBA GENE MAY HTG   | CONTRIBUTING<br>EMPLOYER |   |                                     |  |                                 |   |                                |  | No |
| YORK MAHONING CO  | CONTRIBUTING<br>EMPLOYER |   |                                     |  |                                 |   |                                |  | No |
| YOUNG & PRATT INC   | CONTRIBUTING<br>EMPLOYER |   |                                     |  |                                 |   |                                |  | No |
| YOUNG CONSTRUCTION  | CONTRIBUTING<br>EMPLOYER |   |                                     |  |                                 |   |                                |  | No |
| YOUNG DEVELOPERS  | CONTRIBUTING<br>EMPLOYER |   |                                     |  |                                 |   |                                |  | No |
| YOUNGREN'S INC  | CONTRIBUTING<br>EMPLOYER |   |                                     |  |                                 |   |                                |  | No |
| Z H L GROUP INC   | CONTRIBUTING<br>EMPLOYER |   |                                     |  |                                 |   |                                |  | No |
| ZARCO CONTRACTING INC   | CONTRIBUTING<br>EMPLOYER |   |                                     |  |                                 |   |                                |  | No |
| ZIEN SERVICE INC  | CONTRIBUTING<br>EMPLOYER |   |                                     |  |                                 |   |                                |  | No |
| ZINC HEATING & COOLING  | CONTRIBUTING<br>EMPLOYER |   |                                     |  |                                 |   |                                |  | No |
| ZIPF-AIR INC  | CONTRIBUTING<br>EMPLOYER |   |                                     |  |                                 |   |                                |  | No |
| ZOI CONTRACING INC  | CONTRIBUTING<br>EMPLOYER |   |                                     |  |                                 |   |                                |  | No |